

FURNITURE SOLUTIONS



- *JW Treadmill Desk*
- *Ergonomic Furniture Gains Importance in Filmless Environment*

WELCOME TO AFC INDUSTRIES, INC.

Our latest catalog, *HEALTHCARE FURNITURE SOLUTIONS*, illustrates the recent ergonomic solutions and, most importantly, reflects AFC Industries commitment to the ergonomic principles, essential to the Healthcare Community. The ergonomic solution is a critical element in avoiding musculoskeletal disorders and repetitive stress disorders — all of which can affect long term health of the healthcare professional. In fact, AFC Industries offers an ergonomic solution in the aspects of the work environment; some examples include such diverse and well received products as Point of Care Carts,

electronic height-adjustable stations, Wall Mounts, and mountings which provide desks with multiple monitor holders.

As you review this edition of the catalog, you will find innovative, state-of-the-art solutions for the Radiology Reading Room, Nurses Station, Operating Room and for almost every application in the healthcare environment.

At AFC Industries there is nothing more important than the health, effectiveness and well-being of healthcare professionals.

Our Regional Managers will be pleased to discuss your ergonomic requirements. Please contact us at 1 (800) 663-3412.

Adjustable
Functional
Comfortable

HEALTHCARE FURNITURE SOLUTIONS

CONTENTS



6



7



14



15

4 | Ergonomic Furniture Gains Importance in Filmless Environment.

By Leslie K. Anderson

6 | Electronic Height-Adjustable Workstations

Deluxe Ergo Tier Cart™ 6

Ergo Tier Cart™ 7

Dual Tier Cart 9

Single Tier Cart 11

13 | Point of Care Carts

Telescopic Cart 13

PC Cart 14

Upright and Pole Carts 15

16 | Ergonomic Command and Control Consoles

17 | Carts and Racking Systems

SmartRack 17

IntelliCart 19

SmartCart 20

23 | Wall and Ceiling Mounts

I-Center 23

Wall Mounts 24

Ceiling Mounts 25

26 | Partitions

27 | Accessories

Illuminators/Light Boxes 27

LCD Monitor Arms/ Holders 28

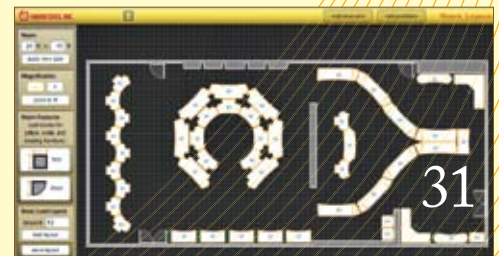
CPU Holders 29

More Accessories 30

Cable Management and Power solutions 30

31 | Room Layout

31 | Color Chart



Ergonomic Furniture Gains Importance in Filmless Environment

When it comes to planning radiology department needs, furniture used to be on the bottom of the list. Today, as more thought is given to maximizing work space and providing better ergonomic working solutions that are flexible and more comfortable for a variety of radiologists, furniture has become an important component of the planning stage.

The switch from a film-based environment to a filmless environment is driving many healthcare organizations to rethink the workspace and what goes into it. They are recognizing the positive impact well-designed space and furniture have on workflow and productivity. Many are choosing to not just hop along with what's left over from the days of film, but rather are considering furniture options during the same time they are selecting PACS. Reading room furniture is no longer an afterthought — it's an essential piece of the planning puzzle.

Ensuring ergonomic solutions

Planning was a comprehensive internal process that included research and study at Montefiore Medical Center in Bronx, N.Y. With two hospitals, 60 radiologists and 14 reading rooms, there were many issues to tackle and people to make comfortable at their workstations.

“We looked at the ergonomic issues regarding workstations. We had a musculoskeletal radiologist, a rehab spine doc, an architect and an engineer all working together,” says Nogah Haramati, MD, the hospital's chief of radiology and professor of clinical radiology and surgery at Albert Einstein College of Medicine.

They reviewed some 3,000 articles on computer-based reading stations and found that the chair was the most important consideration. “We spent a lot of time focusing on the chair and the parameters related to the chair,” he says and selected a Zoom ergonomic model. Notable requirements include the ability to



Montefiore Medical Center in New York was the testing site for prototypes of the AFC Ergo Tier workstation, which they now use throughout 14 reading rooms.

“You have to pay a lot of attention to user comfort. The real secret of ergonomics is comfort. It’s not about flashy looks.”

Nogah Haramati, MD, chief of radiology,
Montefiore Medical Center, Bronx, N.Y.

Nogah Haramati’s office >>



adjust the arm rest and the seat back, and it must have wheels and be able to swivel.

Turning their attention to the table, they worked closely with AFC Industries over a nine-month period testing a number of prototypes. Their testing resulted in the development of the AFC Ergo Tier Workstations.

The facility began the switch to digital imaging in 2002 and by August of that year they were 80 percent filmless, although they were still working with a fairly traditional reading environment. Over time they transformed the reading rooms to all have the same layout and AFC furniture and partitions.

Balancing user, facility needs

The process of designing just the right table meant balancing the needs of the user with the needs of the facility. “You have to pay a lot of attention to user comfort. The real secret of ergonomics is comfort. It’s not about flashy looks,” Haramati says. Much of that comfort comes in the way of what is adjustable and the shape of the desk. “We actually ended up with a shallow curve which is what the users preferred, so they could rest their arms and have the keyboard close and move the monitors,” he says. Surface height, surface tilt, and monitor position can change with the touch of a button to easily accommodate any clinician’s height.

“We also found some radiologists had back pain and spinal problems and so working in the sitting position might not always be the best, so we wanted an environment where the table could be brought up and the user could stand.

When a user stands, the tables would have to be at one level for that user, but the monitor would have to be in a very different level, so even for the same user, the monitor may have to be raised and lowered. That’s

why the monitor and the tables need to be able to move independently,” he says.

To meet facility needs, Haramati knows the furniture must be able to move since it’s common to relocate reading rooms. “The tables are all on wheels, the partitions are all movable — everything is movable,” he says. “Even when the hospital said ‘this is your reading room,’ we knew that they would be moving us.”

He adds that being able to move the furniture is based on being able to get it out the door. His doorway is 32-inches wide and he had his table made to be 24-inches wide, while standard tables are 36-inches wide.

Knowing who is behind the product

It is important to look beyond the day-to-day furniture use and consider what the needs are when something stops working, Haramati says.

“These tables are all motorized, and when you are dealing with 60 motorized devices, some things stop working, and you need to make sure your company, whoever you buy from, has the wherewithal that when you call them up and you say, ‘hey something stopped, it’s not working,’ that they can either send you another, or send you replacement parts and instructions, so that one of your engineers can fix it quickly so you don’t get downtime,” he says.

Gaining status

Furniture is clearly becoming more of a priority. Long work days looking at imaging studies on monitors drives the need for ergonomic comforts at workstations. Facilities are anticipating furniture needs in the planning stages and vendors are coming to the plate with attractive solutions that offer flexibility and meet needs.

ELECTRONIC HEIGHT-ADJUSTABLE WORKSTATIONS

Deluxe Ergo Tier Cart™



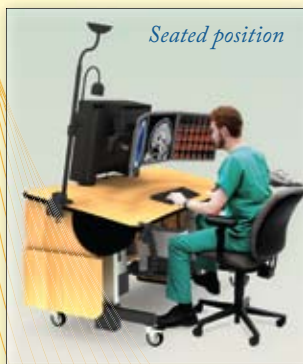
Keypad to electronically adjust surface's height and tilt, monitors height and retraction with LED display and four memory presets

AFC Industries, Inc. introduces a sophisticated medical workstation with unique pop-up data ports and built-in USB ports embedded in the desktop. The **Deluxe Ergo Tier Cart™** combines a strong, durable, height-adjustable workstation with an electronically adjustable flat-panel monitor platform. At the touch of a button, you can independently adjust both the height of the work surface and monitors to the desired level. The monitor's forward, backward, and tilt positions can also be adjusted to meet the user's exact needs. Whether seated or standing, users enjoy a comfortable and ergonomically enhanced work environment.

The distinctive feature of the **Deluxe Ergo Tier Cart™** is the *electronic tilting movement* of the work surface at a

positive tilt up to 15 degrees and the *electronic forward and backward movement* of the monitors.

Pop-up units include Ethernet network and parallel ports as well as standard AC power outlets and can be customized to a site's particular needs. Separate USB units include multiple interfaces for multi-device support. With these ports, radiologists easily can connect and use almost any digital or electronic device while remaining seated. The tabletop ports also protect PC peripherals and network cables from accidental disconnection as users struggle to locate free ports in difficult-to-reach locations in traditional workstation configurations.



Seated position



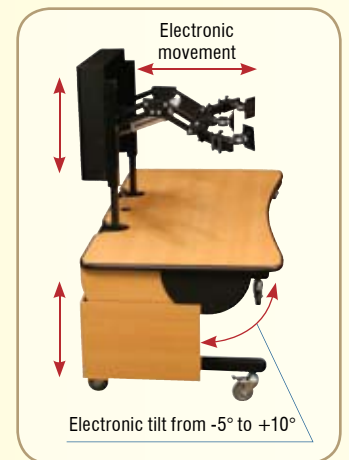
Standing position

Features and Benefits

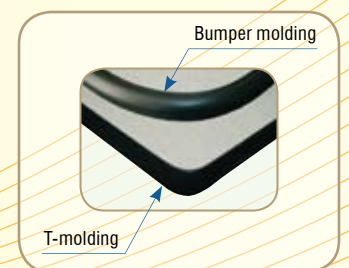
- Cold-rolled 11-gauge steel frame with epoxy-powder-coated finish
- Particle-board core top with your choice of high-pressure laminate finish edged with bumper molding
- Electronically height-adjustable work surface
- Multiple colors available (for standard colors, see page 31)
- Four-inch casters (two of them locking)
- Glides and additional accessories available (see page 27)

Specifications

- Width: 60", 72", 84", 96"
- Depth: 36"
- Height of work surface ranges from the floor: 28" to 47"
- Custom sizes available



Side view





Ergo Tier Cart™

Our **Ergo Tier Cart™** has independent, electronic height adjustment of the work surface and monitor platform. The monitors may be retracted toward and away from the user.

Ergo Tier™ includes a full range of accessories to ensure the ultimate in comfort and convenience. Cable management keeps wires neat and unobtrusive, while dimmer-controlled task lighting illuminates the workspace at the desired

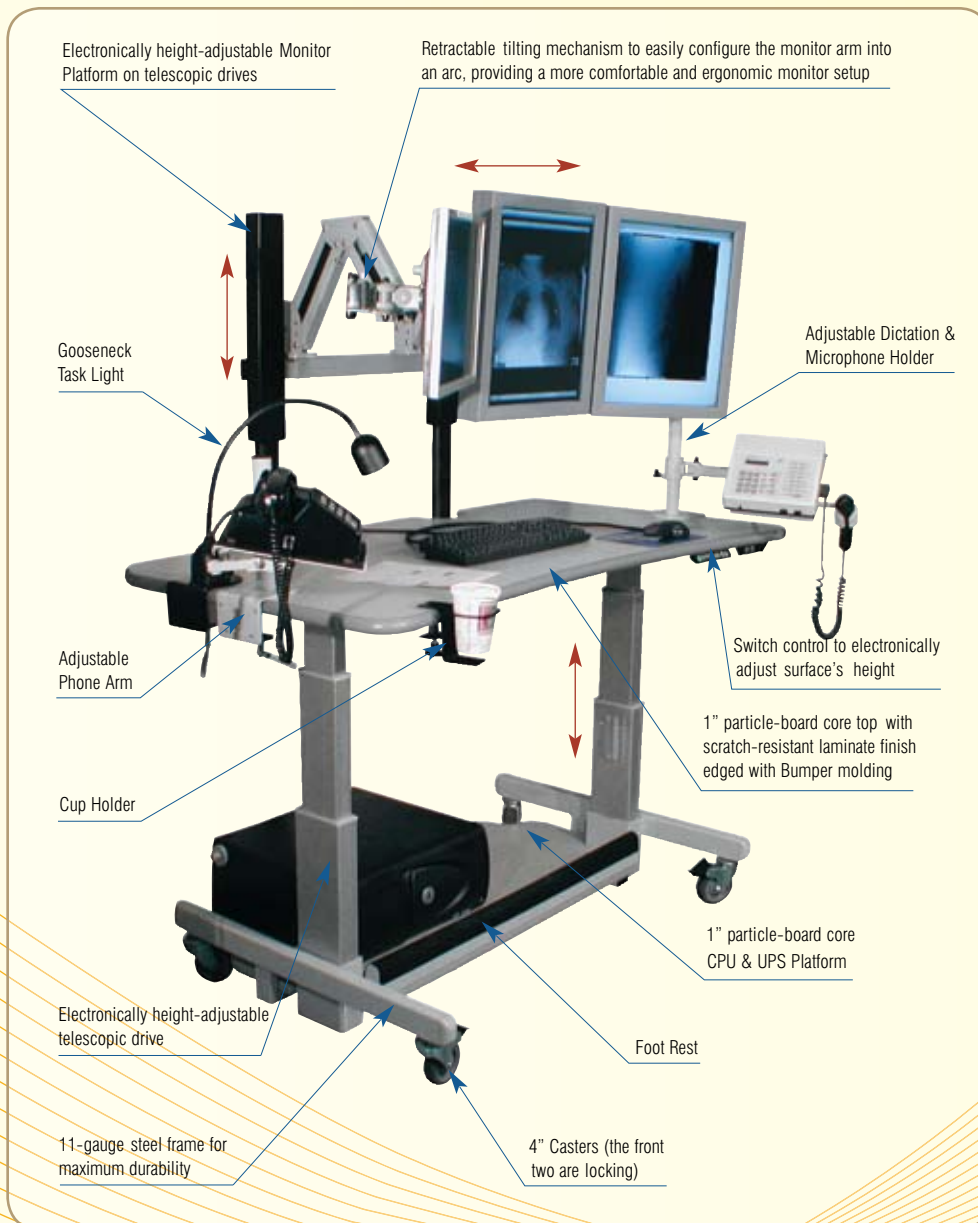
intensity, reducing eye strain and monitor glare. Adjustable phone and dictation arms keep the equipment within easy reach, while leaving work surfaces clutter-free.

Other useful features include CPU/UPS holders, a sturdy footrest to ease back strain, and even a metal cup holder positioned to avoid spills. Four-inch locking casters facilitate easy movement.



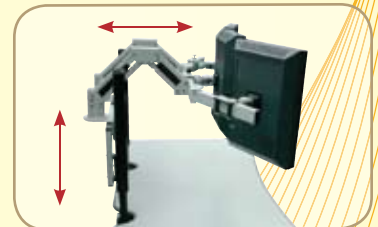
The JW Treadmill Desk

AFC Industries with feedback from our customers designed this new ergonomic console that accommodates a variety of treadmills, devices like an Exercise Bike, Stair Stepper, or any other exercise mechanism.



Keypad to electronically adjust surface's height with LED display and four memory presets

Keypad to adjust monitors' heights electronically



Electronic retractable feature also available!



Vertical, retractable, tilting mechanism and adjustable arc design for maximum monitor-reading comfort

ELECTRONIC HEIGHT-ADJUSTABLE WORKSTATIONS

Specifications

- Width: 48", 60", 72", 84", 96"
- Depth: 30", 34", 36"
- Height of the work surface ranges from the floor:
Work surface: 28" to 47"
Monitors: 38" to 57"



Seated position



Standing position

A. Ergo Tier Cart™ 60"W x 34"D:

- Soft Ergonomic work-surface shape
- LCD Monitor Arms on telescopic drives # AFCERgo03
- Adjustable Phone Arm # TA002
- Goose-neck Task Light # TAL200A
- Metal Cup Holder with clamp # MCH-100
- Bottom shelf
- Foot Rest # FR010

B. Ergo Tier Cart™ 60"W x 36"D:

- Bean-shaped work surface
- LCD Monitor Arms on telescopic drives # AFCERGO06_Rail2
- Keyboard Arm # KA9000
- Keyboard Tray # TR2000 with retractable Mouse Tray
- Bottom shelf



C. Ergo Tier Cart™ 72"W x 60"D:

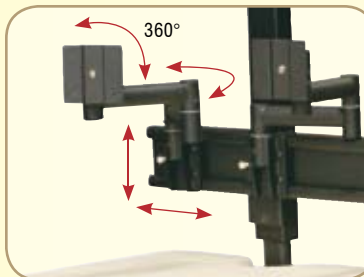
- Corner work-surface shape
- LCD Monitor Arms on telescopic drives # FCERGO03
- Three-bank one-row Illuminator
- Flipper cabinet with two doors # FC
- CPU Holder
- Bottom shelf



D. Ergo Tier Cart™ 84"W x 72"D:

- Corner work-surface shape
- LCD Monitor Arms on telescopic drives # AFCERgo04
- Keyboard Arm # KA9000
- Keyboard Tray # TR2000 with retractable Mouse Tray
- Adjustable Phone Arm # TA002
- Dictation Arm # TA003B
- Bottom shelf

Mounting Z-arms onto a track on an electronically height-adjustable platform provides a full range of motion for each monitor, as well as the ability to change the overall monitor height with the press of a button.



E. Ergo Tier Cart™ 72"W x 34"D:

- Soft Ergonomic work-surface shape
- Z-series Monitor Arms on telescopic drives # AFCERGO04_Z
- CPU Holder





Dual Tier Cart

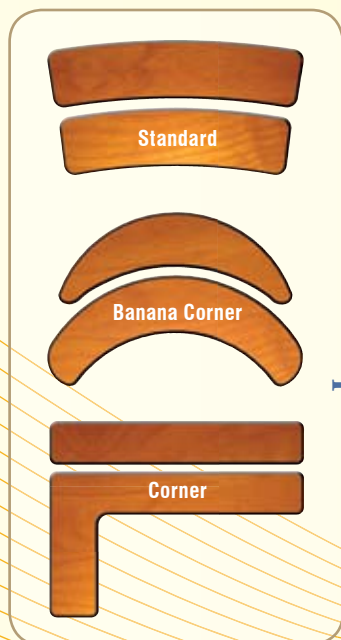
AFC's Dual Tier Cart is ideal for professionals who require two independently adjustable surfaces to perform their tasks. With the simple touch of a button, the Dual Tier lets you adjust the height of monitors and work surfaces from a seating position to a standing position.

In its bifocal position, the monitor height lowers for maximum viewing convenience. This flexibility delivers optimum body positioning and comfort.

Why adjust yourself to your workstation when the Dual Tier Cart adjusts to you?



Keypad to electronically adjust surfaces' height with LED display and four memory presets



Work-Surface Shapes



Seated position



Standing position



Bifocal position

A. Dual Tier Cart 48"W x 36"D:

- Standard work-surface shape
- Clamp-mount Monitor Arms # AFC02
- Metal Cup Holder with clamp # MCH-100
- Bottom shelf

B. Dual Tier Cart 60"W x 36"D:

- Standard work-surface shape
- Three clamp-mount Monitor Arms # AFC02
- Keyboard Arm # KA6000
- Keyboard Tray # TR2000 with retractable Mouse Tray
- Bottom shelf



C. Dual Tier Cart 60"W x 36"D:

- Standard work-surface shape
- Two clamp-mount Monitor Arms # AFC02
- Phone Arm # TA002
- AmbiTask Light Combo # AMBL001
- Metal Cup Holder with clamp # MCH-100
- Bottom shelf
- Foot Rest # FR010

Specifications			
Work-surface shape	Standard	Banana Corner	Corner
Work surface width	48", 60", 72", 84", 96"	64", 72"	48", 60", 72", 84"
Total depth	36"	64", 72"	68" – 112"
Back tier depth	16", 20", 24"	16"	16", 20", 24"
Front tier depth	12", 16"	16"	12", 16"
Return depth	—	—	18", 24"
Front tier overall depth	—	—	48", 60", 72", 84"
Height of work surface from the floor ranges from 28" to 47"			

ELECTRONIC HEIGHT-ADJUSTABLE WORKSTATIONS



D. Dual Tier Cart 72\"/>

- Standard work-surface shape
- Two-bank two-row Illuminator
- Three clamp-mount Monitor Arms # AFC02
- Bottom shelf



E. Dual Tier Cart 60\"/>

- Standard work-surface shape
- Two clamp-mount Monitor Arms # AFC02
- Two clamp-mount Monitor Arms # AFCFLEXOARM
- Storage cabinet on bottom shelf



F. Dual Tier Cart 60\"/>

- Soft Deep Ergonomic work-surface shape
- Bottom shelf



G. Dual Tier Cart 72\"/>

- Standard with Cutout work-surface shape
- Bottom shelf



H. Dual Tier Cart 84\"/>

- Standard work-surface shape
- Four clamp-mount Monitor Arms # AFC02
- Two Retractable Writing Platform # RWP-900
- Bottom shelf



I. Dual Tier Cart 90\"/>

- Corner work-surface shape
- Four clamp-mount Monitor Arms # AFC02
- Phone Arm # TA002
- Bottom shelf



J. Dual Tier Cart 64\"/>

- Banana Corner work-surface shape
- Four clamp-mount Monitor Arms # AFC02
- Corner split bottom shelf



K. Dual Tier Cart 64\"/>

- Banana Corner work-surface shape
- Three-bank one-row Illuminator
- Three clamp-mount Monitor Arms # AFC02
- Phone Arm # TA002
- AmbiTask Light Combo # AMBL001
- Metal Cup Holder with clamp # MCH-100

Configure your own Dual Tier Cart with our **Interactive Builder** at www.afcindustries.com/dualtier



Single Tier Cart

Our **Single Tier Cart** is the perfect choice when you need to adjust the workstation to your own size and preferences. With a full range of design options, the **Single Tier Cart** can meet almost any need. Electronic height adjustment makes the **Single Tier Cart** versatile for multiple users and work environments.



Keypad to electronically adjust surface's height with LED display and four memory presets

Work-Surface Shapes



Standard

for all widths



Standard w/ cutout

for tables 48" wide and up



Soft Ergonomic

for all widths



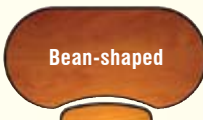
Light Ergonomic

for tables 60" wide and up



Deep Ergonomic

for tables 48" wide and up



Bean-shaped

for tables 48" wide and up



Ergonomic Hexagon

for tables 60" wide and up



ErgoHex w/ Cutout

for tables 72" wide and up



A. Single Tier Cart 36"W x 24"D:

- Standard work-surface shape
- Keyboard Arm # KA6000
- Keyboard Tray # TR2000 with retractable Mouse Tray
- Bottom shelf



B. Single Tier Cart 48"W x 24"D:

- Standard work-surface shape
- Top shelf
- Keyboard Arm # KA6000
- Custom Keyboard Tray
- CPU Holder # CPU-01
- Back modesty panel
- Handle
- Bottom shelf

Specifications

- Width: 36", 48", 60", 72", 84", 96"
- Depth: 24", 30", 36"
- Height of work surface ranges from the floor: 28" to 47"
- Custom sizes available



C. Single Tier Cart 48"W x 30"D:

- Bean-shaped work surface
- Bottom shelf



D. Single Tier Cart 60"W x 30"D:

- Standard work-surface shape
- Keyboard Storage Drawer # KSD01
- Two adjustable CPU Holders
- UPS Holder
- Split bottom shelf
- Glides # GLID-ADJ



E. Single Tier Cart 72"W x 30"D:

- Deep Ergonomic work-surface shape
- Keyboard Arm # KA6000
- Keyboard Tray # TR3000
- Bottom shelf

Configure your own Single Tier Cart with our **Interactive Builder** at www.afcindustries.com/singletier

ELECTRONIC HEIGHT-ADJUSTABLE WORKSTATIONS



F. Single Tier Cart 72"W x 30"D:

- Soft Ergonomic work-surface shape
- Z-series Monitor Arms for three monitors # AFCRail03
- Pencil Drawer # PD002
- Top shelf
- CPU Holder # CPU-07
- Partitions 72"W x 60"H
- Two split bottom shelves



G. Single Tier Cart 94"W x 36"D:

- ErgoHex with Cutout work-surface shape
- Z-series Monitor Arms for five monitors # AFCRAIL05-4CLAMP
- Keyboard Arm # KA6000
- Keyboard Tray # TR2000 with retractable Mouse Tray
- Two CPU Holders # CPU 13-25



H. Single Tier Cart 84"W x 36"D:

- ErgoHex with Cutout work-surface shape
- Articulating Arm for four monitors # AFCFLEXO_4
- Keyboard Arm # KA6000
- Keyboard Tray # TR3000
- CPU Holder # CPU-17
- Back and side modesty panels

Single Tier Corner Cart Specifications

Overall work-surface width	48", 60", 72", 84", 96"
	48", 60", 72", 84", 96"
Work-surface depth	18", 24", 30", 36"
	18", 24", 30", 36"
Height of work surface ranges from the floor	28" to 47"



J. Single Tier Cart 96"W x 48"D:

- Half-moon work-surface shape
- Articulating Arm for 5 monitors # AFCFLEXO_5
- Keyboard Arm # KA6000 with custom Keyboard Tray



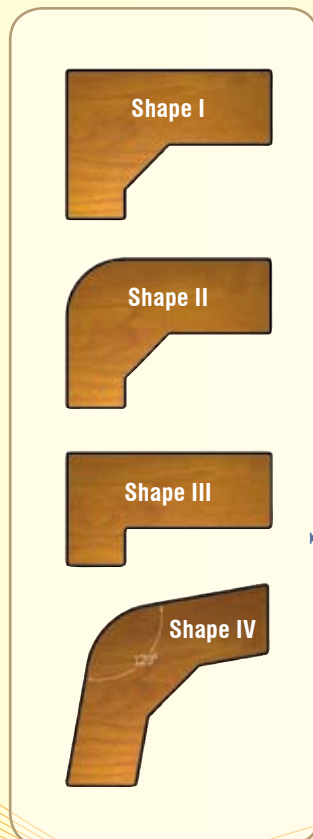
K. Single Tier Cart 72"W x 72"D:

- Flipper cabinet with three doors # FC
- Corner work-surface shape I
- Keyboard Arm # KA6000
- Keyboard Tray # TR3000
- Two Phone Arms # TA002
- Two split bottom shelves
- Metal Film Box # FB-200
- Mobile Film Box # FB-100



I. Single Tier Cart 48"W x 36"D:

- Corner work-surface shape III
- Bottom shelf



Corner Work-Surface Shapes



L. Single Tier Cart 84"W x 60"D:

- Corner work-surface shape III
- Three clamp-mount Monitor Arms # AFC02
- Two Keyboard Arms # KA6000
- Wood Keyboard Tray # TR3000
- Keyboard Tray # TR2000 with retractable Mouse Tray
- Phone Arm # TA002
- Gooseneck Task Light # TAL200A
- Bottom shelf



Telescopic Cart

Combining compact size, function, and mobility, the **Telescopic Cart** suits a wide range of needs and can easily be stationed wherever required. The quiet ease of electronic height adjustment provides instant accommodation for multiple users, whether sitting or standing.

The **Telescopic Cart** comes in two configurations — Standard and Deluxe. The Standard Telescopic Cart has a T-molding, the Deluxe Telescopic Cart features a bumper molding and a bottom shelf with cutout for comfortable foot positioning.



Keypad to electronically adjust surface's height

Features and Benefits

- Cold-rolled 11-gauge steel frame with epoxy-powder-coated finish
- Particle-board core top with your choice of high-pressure laminate finish
- Chemical-resistant phenolic top and bottom surfaces available
- Work surface is electronically height-adjustable
- Multiple colors available (for standard colors, see page 31)
- Four four-inch casters (two of them locking)
- Glides and additional accessories available (see page 27)

Specifications

- Width: 24", 30", 36"
- Depth: 24", 30", 36"
- Height of work surface ranges from the floor: 30" to 46"



Standard Telescopic Cart



Deluxe Telescopic Cart



D. Telescopic Cart 24" W x 24" D:

- Standard work-surface shape
- Chemical-resistant phenolic work surface and bottom shelf
- Grommet-mount twin Monitor Arm # AFCSOLE2MH-1



E. Custom Telescopic Cart 36" W x 22" D:

- Deluxe work-surface shape
- Clamp-mount Z-arm # AFCZ200-01
- Adjustable Phone Arm # TA002
- Metal modesty panel
- Floor mounted base

A. Telescopic Cart 24" W x 24" D:

- Deluxe work-surface shape
- Retractable Keyboard Tray # KB01
- CPU Holder # CPU-07
- Wire Manager # WMF100



B. Telescopic Cart 30" W x 30" D:

- Deluxe work-surface shape
- Clamp-mount Monitor Arm # AFC02
- Keyboard Arm # KA6000
- Keyboard Tray # TR2000 with retractable Mouse Tray
- Wire Basket # WB-100
- CPU Holder # CPU13-25
- UPS Holder # UPS-01



Back View

C. Telescopic Cart 30" W x 24" D:

- Corner work-surface shape



F. Telescopic Cart 24" W x 30" D:

- Deluxe work-surface shape
- Retractable Keyboard Tray # KB01
- Two foldable extensions

Configure your own Telescopic Cart with our **Interactive Builder** at www.afcindustries.com/telescopiccart

POINT OF CARE CARTS

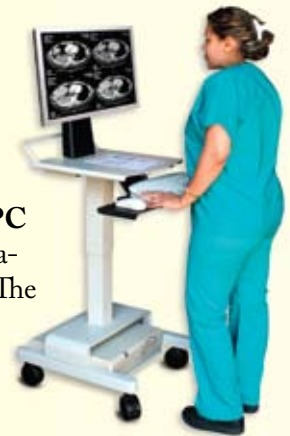
PC Cart

Designed for maximum flexibility and streamlined movement, our **PC Cart** enables healthcare personnel to bring advanced computer technology to the bedside, operating room, or any location where patients will benefit from today's medical applications.

The **PC Cart** features a small 20 ½" x 24" footprint and large casters for easy movement. It is height-adjustable to enable computer use while the user is standing or seated. For maximum mobility, the cart can accommodate a battery power source and

features a retractable keyboard and mouse tray.

The cart's all-metal body enables disinfection and clean-room use. The **PC Cart** comes in three different configurations — Standard, Dual, and Deluxe. The **Dual PC Cart™** enables independent movement of two surfaces. The top surface can be used as a laptop platform to accommodate various users.



Features and Benefits

- Designed to hold laptops, desktop computers, and small instruments. Ideal for use in exam or operating rooms, patient areas, or any space-limited locations.
- Built exclusively from cold-rolled steel with epoxy-powder-coated finish
- Easy height adjustment (pneumatic/electric)
- Flat-panel monitor mount VESA (100/75)
- Retractable Keyboard Tray and Mouse Tray
- Optional CPU/UPS Holder available
- Standard color – Textured Gray
- Multiple colors available (see page 31)
- Four rubber or plastic casters (two locking)
- Additional accessories available (see page 27)

Specifications

- Base size: 20 ½"W x 24"D
- Work-surface size: 18"W x 19"D
- Keyboard Tray size: 19"W x 8 ½"D
- Height of work surface ranges from the floor: 28 ½" to 39"

PNEUMATIC HEIGHT ADJUSTMENT



Standard

Dual

ELECTRONIC HEIGHT ADJUSTMENT



Deluxe



A. Deluxe PC Cart

- Adjustable locking laptop platform
- Locking drawer
- Keyboard arm and tray with retractable mouse tray
- Cable management # WMF100
- Wire basket # WB-100



B. Standard PC Cart

- Z-series monitor arm # AFCZ200-01
- Keyboard arm and tray with retractable mouse tray
- Adjustable CPU holder # CPU-03

D. Standard PC Cart

- Monitor arm # AFC22
- Retractable keyboard tray # KB01
- Lockable CPU holder # CPU-09
- Mouse holder # M001

C. Standard PC Cart

- Two monitor arms # AFC22
- Keyboard arm and tray with retractable mouse tray
- Battery holder
- UPS holder
- Wire basket # WB-100

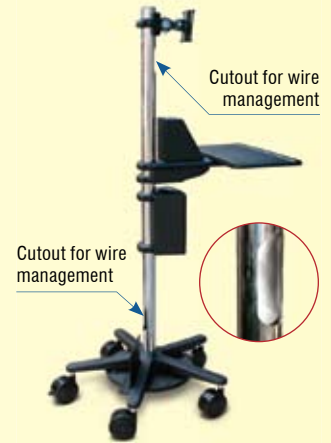


Configure your own PC Cart with our **Interactive Builder** at www.afcindustries.com/pccart



Upright & Pole Carts

The compact size and adaptable nature of the **Upright and Pole Carts** make it highly useful in a variety of applications and perfect for tight, high-traffic areas. They easily move a computer system from one room to another and supports up to two flat-panel monitors, a keyboard, and a CPU. Both Carts can be adjusted from a seated to a standing position.



B. Pole Cart # PC-MK-200

- Mirror-finished, chrome-plated 60" pole with built-in cutout for wire management
- Pole-mount Monitor Arm # AFC22 with tilt & pan movements
- Keyboard Tray # TR2000 with retractable Mouse Tray
- Data/electrical storage enclosure # WM202
- Additional base weight for increased stability
- 4" casters # CAS-P & # CAS-PB



Upright Cart

- All components are individually height adjustable
- Monitor arm # AFC22 with tilt and pan movements
- Foldable and retractable keyboard arm and mouse tray
- Wire basket # WB-100 (not included)
- Adjustable CPU holder # CPU 13-25
- 4" casters # CAS-P and # CAS-PB



A. Pole Cart # PC-MK

- Pole-mount Monitor Arm # AFC22
- Writing Platform
- Handle
- Keyboard Tray # TR2000 with retractable Mouse Tray
- Adjustable pole-mount CPU Holder # CPU13-25
- Four-inch casters # CAS-P & # CAS-PB



C. Pole Cart # PC-2MKC

- Pole-mount Dual Monitor Arm # AFCPOLEMH-1
- Keyboard Tray # TR2000 with retractable Mouse Tray
- Adjustable pole-mount CPU Holder # CPU13-25
- Wire Basket # WB-100 (not included)
- 4" casters # CAS-P & # CAS-PB



D. Pole Cart with square base # PC-SQB-2ZMKC

- Pole-mount twin Z-arms # AFCZ200-02
- Keyboard Tray # TR2000 with retractable Mouse Tray
- Adjustable pole-mount CPU Holder # CPU13-25
- 4" casters # CAS-4 & # CAS-4B



E. Pneumatic Laptop Cart with stainless steel top # PC-S



F. Pneumatic Laptop Cart with wood top # PC-LS

Features and Benefits

- Available with square metal base or five-prong leg metal base
- All individual components are height-adjustable and can be rotated 360 degrees around the pole
- Multiple colors available (for standard colors, see page 31)
- Two-inch or four-inch casters (two of them locking)
- Wire management and additional accessories available (see page 27)

Specifications

- Footprint:
Square base — 21"W x 21"D
Five-prong base — 26" diam.
- Overall height from the floor: 60", 73"

ERGONOMIC COMMAND & CONTROL CONSOLES

AFC has crafted a unique ergonomic **Command & Control Console** for healthcare staff who require viewing multiple monitors at one time. AFC's **Console** enhances human performance, comfort, and satisfaction in fast-paced, high-tech healthcare work environments.

Our **Command & Control Consoles** have height-adjustable work surfaces. The monitors can also be electronically moved up and down independently of the work surface. We can customize our **Consoles** to suit the exact viewing requirements of each healthcare unit.

Features and Benefits

- Cold-rolled 11-gauge steel frame with epoxy-powder-coated finish
- Retractable particle-board core top with your choice of high-pressure laminate finish edged with bumper molding
- First and last columns of monitor holders have longer reach to provide parabolic shape for optimum viewing
- Electronic height adjustment of work surface and monitor platform
- Customized ergonomic work surfaces available
- Extra-quiet fans for maximum ventilation
- Multiple colors available (for standard colors, see page 31)
- Four-inch casters (the front two locking)
- Glides and additional accessories available (see page 27)

Specifications

- Width: 60", 72", 84", 96"
- Work surface depth: 18", 24", 30"
- Height of work surface ranges from the floor: 28" to 47"


A. Command & Control Console 84"W x 51"D:

- Light Ergonomic work-surface shape
- Monitor platform on telescopic drives for 15 monitors
- Two Keyboard Arms # KA6000
- Two Keyboard Trays # TR2000 with retractable Mouse Trays



B. Command & Control Console 84"W x 51"D:

- Standard work-surface shape
- Monitor platform on telescopic drives for 12 monitors



C. Command & Control Console 84"W x 38"D with eight Z-arms

Our non-electric **Command & Control Console** features manual adjustment of monitors. It allows you to base the positioning on monitor size and required viewing angle. Maximum height and width can be customized.



Control switch to electronically adjust surface's height

Control switch to electronically adjust monitors' height



Extended monitor arms at both ends provide comfortable parabolic viewing shape.



AFC's 115V fans come in 4 1/2" diameter and features smooth, ball bearing design for extra-quiet operation with guard.



Sliding and removable door panels allow easy access for wire management and servicing.



SmartRack

The **SmartRack** is a space-saving solution that accommodates a variety of technical equipment. Highly versatile, this rack is available in multiple configurations for mounting LCDs, CRTs, CPUs, and all standard 19-inch rack-mount equipment.

Features and Benefits

- Cold-rolled 11-gauge steel frame with epoxy-powder-coated finish
- Particle-board core top with your choice of high-pressure laminate finish
- Customized Ergonomic and Standard work surfaces available edged with T-molding/bumper molding
- Work surface and shelves are height-adjustable in one-inch increments

Customized metal or wood shelves, fully adjustable and tiltable

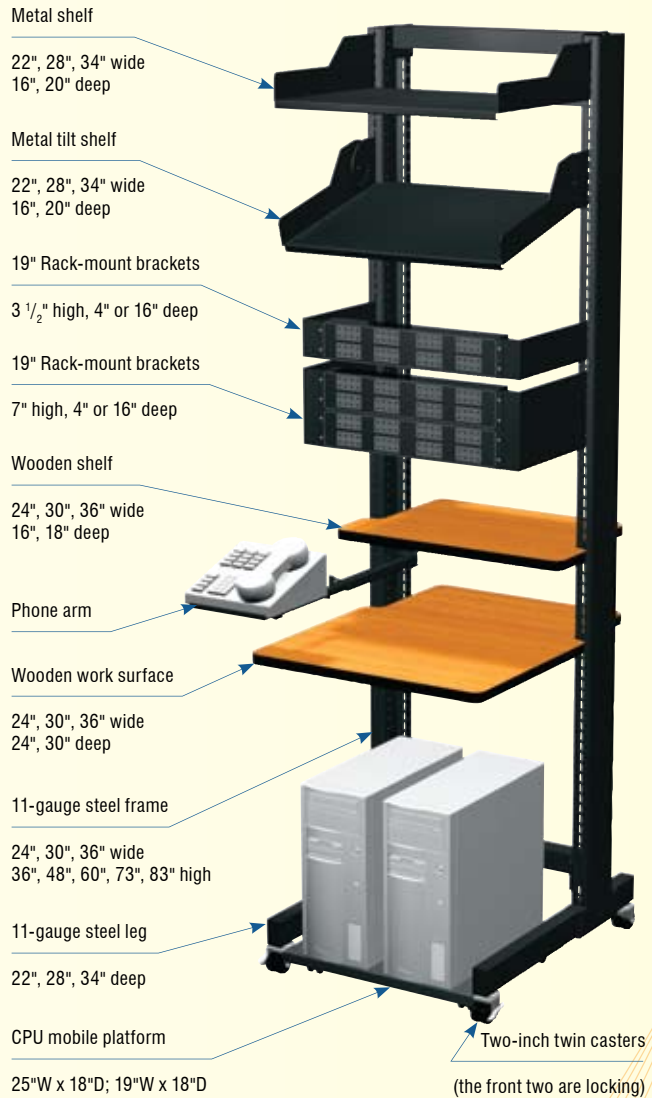
- Multiple colors available (for standard colors, see page 31)
- Built-in wire-management conduits
- Two-inch casters (the front are locking)
- Glides and additional accessories available (see page 27)

Specifications

- Width of frame: 24", 30", 36"
- Depth: 24", 30", 36"
- Height of frame: 36", 48", 60", 73", 83"

Configure your own SmartRack with our **Interactive Builder** at www.afcindustries.com/smartrack

SmartRack Basic Components



A. SmartRack 30"W x 30"D x 76"H:

- 30" wide frame
- Metal top shelf
- Rack-mount brackets
- Standard work-surface shape
- Adjustable Phone Arm # TA001
- Keyboard Arm # KA6000
- Keyboard Tray # TR2000 with retractable Mouse Tray
- Rolling shelf
- 2" twin casters # CAS-2T and # CAS-2TB



CARTS AND RACKING SYSTEMS



B. SmartRack 30"W x 30"D x 86"H:

- 30" wide frame
- Flipper cabinet # FC
- Metal middle shelf
- Standard work-surface shape
- Two clamp-mount Monitor Arms # AFC02
- Keyboard Arm # KA6000
- Keyboard Tray # TR2000 with retractable Mouse Tray
- CPU Holder # CPU 13-25
- 2" twin casters # CAS-2T and # CAS-2TB



C. SmartRack 30"W x 30"D x 86"H:

- 30" wide frame
- Flipper cabinet # FC
- Plastic bins
- Standard work-surfaces shape
- 2" twin casters # CAS-2T and # CAS-2TB



D. SmartRack 30"W x 30"D x 86"H:

- 30" wide frame
- Flipper cabinet # FC
- Standard work-surface shape
- Modesty back panel # MBP
- Wall Mount with pneumatic adjustment of monitor arm and keyboard set # WM-RKMC-P
- 2" twin casters # CAS-2T and # CAS-2TB



E. SmartRack 36"W x 30"D x 86"H:

- 36" wide frame
- Metal tilt top shelf
- Two wooden middle shelves
- Standard work-surface shape
- Two Keyboard Arms # KA6000
- Two Keyboard Trays # TR2000
- Swinglift Keyboard Arm # KA7001
- Keyboard Wrist Rest # WR006
- Wall Mount # WM-RK-1M
- 2" twin casters # CAS-2T and # CAS-2TB



F. SmartRack 60"W x 30"D x 76"H:

- Two 30" wide frames
- Two metal shelves
- Two metal tilt shelves
- Two Standard work surfaces
- Base-mounted Monitor Arm # AFC03
- Two rolling shelves
- 2" twin casters # CAS-2T and # CAS-2TB



G. SmartRack 84"W x 30"D x 86"H:

- Two 24" wide and one 36" wide frames
- One metal tilt shelf
- 11 straight metal shelves
- Three Standard work surfaces
- Unflushed bottom shelf
- Two flushed bottom shelves
- 2" twin casters # CAS-2T and # CAS-2TB



IntelliCart

Featuring cutting-edge design and flexibility, the **IntelliCart** gives you the versatility and mobility you've been looking for. Its soothing, fluid lines bring a relaxing touch to busy work environments.

With an elegant yet simple design, it is a strong and comfortable workstation that will last a lifetime.

Features and Benefits

- Cold-rolled 11-gauge steel frame with epoxy-powder-coated finish
- Particle-board core top with your choice of high-pressure laminate finish
- 12" deep top shelf and 16" deep bottom shelf
- Work surface and shelves edged with bumper molding
- Work surface is height-adjustable in one-inch increments
- Customized ergonomic work surfaces available
- Multiple colors available (for standard colors, see page 31)
- Two-inch or four-inch casters (two of them locking)
- Glides and additional accessories available (see page 27)

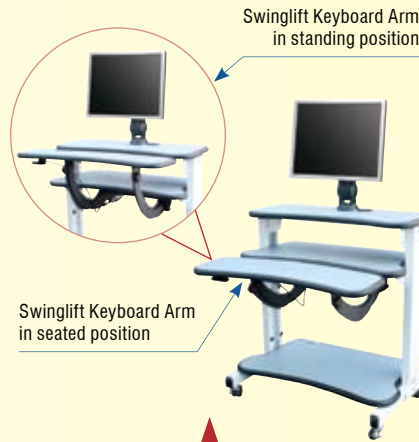
Specifications

- Width: 36", 48", 60", 72"
- Depth: 30", 36"
- Height ranges from the floor:
Work surface: 30"
Top shelf: 36"



A. IntelliCart 48"W x 30"D x 36"H:

- Top shelf
- Soft Ergonomic work-surface shape
- Swinglift Keyboard Arm # KA7001
- Flushed bottom shelf
- 2" twin casters # CAS-2T and # CAS-2TB



C. IntelliCart 36"W x 30"D x 39"H:

- Top shelf
- Soft Ergonomic work-surface shape
- Grommet-mount Monitor Arm # AFC01
- Swinglift Keyboard Arm # KA7001
- Flushed bottom shelf
- 2" twin casters # CAS-2T and # CAS-2TB



B. IntelliCart 48"W x 30"D x 72"H:

- Flipper cabinet # FC
- Top shelf
- Soft Ergonomic work-surface shape
- Swinglift Keyboard Arm # KA7001
- Handle
- Flushed bottom shelf
- 2" twin casters # CAS-2T and # CAS-2TB



D. IntelliCart 36"W x 30"D x 36"H:

- Top shelf
- Soft Ergonomic work-surface shape
- Two clamp-mount Monitor Arms # AFC02
- Keyboard Arm # KA6000
- Keyboard Tray # TR2000 with retractable Mouse Tray
- Flushed bottom shelf
- 4" casters # CAS-4 and # CAS-4B

E. IntelliCart 72"W x 36"D x 36"H:

- Top shelf
- Soft Ergonomic work-surface shape
- Pencil Drawer # PD002
- Adjustable CPU holder
- Flushed bottom shelf
- 2" twin casters # CAS-2T and # CAS-2TB



CARTS AND RACKING SYSTEMS

SmartCart



The versatility offered by AFC's **SmartCart** makes it a wonderful addition to any work environment. With virtually limitless configurations and customization, this cart fits your needs perfectly. All **SmartCarts** are exclusively built from reinforced steel with pressurized scratch-resistant laminate surfaces, making them extremely strong and durable.

Choose from any combination of features and let us create the **SmartCart** that is right for you. No matter what your workplace requirements, you will find that our ergonomically designed **SmartCarts** enhance productivity and give you a lifetime of dependable and enjoyable service.

Features and Benefits

- Cold-rolled 11-gauge steel frame with epoxy-powder-coated finish
- Particle-board core top with your choice of high-pressure laminate finish
- Customized Ergonomic and Standard work surfaces available edged with T-molding/bumper molding
- Work surface and shelves are height-adjustable in one-inch increments
- 16" deep split bottom shelf on either one or both sides providing leg space or full-length bottom shelf to accommodate CPU or other computer-related equipment
- Multiple colors available (for standard colors, see page 31)
- Two-inch or four-inch casters (two of them locking)
- Glides and additional accessories available (see page 27)

Specifications

- Width: 18", 24", 30", 36", 48", 60", 72", 84", 96"
- Depth: 18", 24", 30", 36"
- Height of work surface:
seated position 30" – 36"
standing position 42"

Configure your own SmartCart with our **Interactive Builder** at www.afcindustries.com/smartcart



A. SmartCart 18" W x 18" D x 39" H:

- Standard work-surface shape
- Clamp-mount Monitor Arm # AFC02
- Rotary Mouse Platform # RMP-1
- Middle shelf
- Flushed bottom shelf
- 2" twin casters # CAS-2T and # CAS-2TB



B. SmartCart 18" W x 20" D x 42" H:

- Standard work-surface shape
- Clamp-mount Monitor Arm # AFC02
- Keyboard Arm # KA6000
- Keyboard Tray # TR2000 with retractable Mouse Tray
- Storage cabinet
- 4" casters # CAS-4 and # CAS-4B



C. SmartCart 30" W x 30" D x 36" H:

- Top shelf
- Standard work-surface shape
- Two clamp-mount Monitor Arms # AFC02
- Keyboard Arm # KA6000
- Keyboard Tray # TR2000 with retractable Mouse Tray
- Flushed bottom shelf
- 2" twin casters # CAS-2T and # CAS-2TB

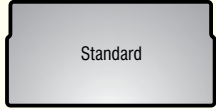


D. SmartCart 30" W x 24" D x 30" H:

- Soft Ergonomic work-surface shape edged with Bumper molding
- Swinglift Keyboard Arm # KA7001_B
- Flushed bottom shelf
- 2" twin casters # CAS-2T and # CAS-2TB



Work-Surface Shapes



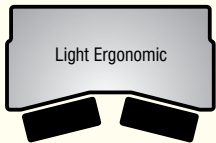
for all widths



for tables 48" wide and up



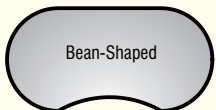
for all widths




for tables 60" wide and up




for tables 48" wide and up



for tables 48" wide and up



for tables 60" wide and up



for tables 48" wide and up

Available in a variety of configurations, it's hard to find a job this cart can't do. Its mobility enables it to go right to the action or, when necessary, stay out of the way. Whether the job requires sitting or standing, the **SmartCart** is there to help you get the job done.



E. SmartCart 24"W x 24"D x 50"H:

- Standard work-surface shape
- Keyboard Arm # KA6000
- Keyboard Tray # TR2000 with retractable Mouse Tray
- Two middle shelves
- Wood Film Box # FB-100-1
- 2" twin casters # CAS-2T and # CAS-2TB



F. SmartCart 30"W x 24"D x 50"H:

- Standard work-surface shape
- Keyboard Arm # KA6000
- Keyboard Tray # TR2000 with retractable Mouse Tray
- Middle shelf
- Metal Film Box # FB-200
- 2" twin casters # CAS-2T and # CAS-2TB



G. SmartCart 36"W x 30"D x 30"H:

- Light Ergonomic work-surface shape
- Keyboard Arm # KA6000
- Keyboard Tray # TR2000 with retractable Mouse Tray
- Adjustable Phone Arm # TA002
- Adjustable CPU Holder # CPU 13-25
- Flushed bottom shelf
- 2" twin casters # CAS-2T and # CAS-2TB



H. SmartCart 48"W x 30"D x 54"H:

- Top shelf
- Standard work-surface shape
- Side extension # EX
- Keyboard Arm # KA6000
- Keyboard Tray # TR2000 with retractable Mouse Tray
- Unflushed bottom shelf
- 2" twin casters # CAS-2T & # CAS-2TB



I. SmartCart 72"W x 36"D x 72"H:

- Five-bank one-row Illuminator
- Deep Ergonomic work-surface shape
- Three clamp-mount Monitor Arm # AFC02
- Adjustable Phone Arm # TA002
- Keyboard Arm # KA6000
- Keyboard Tray # TR3000
- Two retractable Writing Platforms # RWP-900
- Modesty back panel # MBP
- Flushed bottom shelf
- 2" twin casters # CAS-2T and # CAS-2TB



CARTS AND RACKING SYSTEMS



J. SmartCart 60"W x 36"D x 58"H:

- Top shelf
- Standard work-surface shape
- Two Keyboard Arms # KA6000
- Two Keyboard Trays # TR2000 with retractable Mouse Tray
- Flushed bottom shelf
- 2" twin casters # CAS-2T and # CAS-2TB



K. SmartCart 72"W x 30"D x 76"H:

- Flipper cabinet with two doors # FC
- Standard work-surface shape
- Flushed bottom shelf
- 2" twin casters # CAS-2T and # CAS-2TB



A variety of "L" and corner configurations and customized models are available. Select the shape and size best suited to your application or call us for a customized solution.



L. SmartCart 32"W x 32"W x 38"H:

- Top shelf
- Corner work-surface shape
- Keyboard Arm # KA6000
- Keyboard Tray # TR2000 with retractable Mouse Tray
- Flushed bottom shelf
- 2" twin casters # CAS-2T and # CAS-2TB



M. SmartCart 60"W x 39"W x 30"H:

- Corner work-surface shape
- Keyboard Arm # KA6000
- Keyboard Tray # TR2000 with retractable Mouse Tray
- Split bottom shelf
- 2" twin casters # CAS-2T and # CAS-2TB



N. SmartCart 68"W x 68"W x 30"H:

- Corner work-surface shape
- Keyboard Arm # KA9000
- Keyboard Tray # TR3000
- Two retractable Writing Platforms # RWP-900
- Two adjustable Phone Arm # TA001
- Flushed bottom shelf
- 2" twin casters # CAS-2T and # CAS-2TB



O. SmartCart 72"W x 60"W x 30"H:

- "L" shape work surface
- Articulating Arm for five monitors # AF-Flexo5
- Keyboard Arm # KA6000
- Keyboard Tray # TR2000 with retractable Mouse Tray
- Flushed bottom shelf
- 2" twin casters # CAS-2T and # CAS-2TB



P. SmartCart 84"W x 72"W x 72"H:

- File top shelf
- "L" shape work surface
- Flushed bottom shelf
- 2" twin casters # CAS-2T and # CAS-2TB

WALL AND CEILING MOUNTS



I-Center

Not enough space on your floor?

I-Center provides you with the right workspace without consuming your floor space. I-Center can be easily mounted on the wall to accommodate a standard monitor and keyboard.



Whether you are working in a confined, high-traffic area, or you need to free up space, AFC's Wall & Ceiling Mount options offer ideal space-saving solutions to mount monitors, CPUs, and keyboards.


The **Wall & Ceiling Mount** series include VESA-compliant LCD monitor arms that can be mounted to the wall and ceiling. Some models provide a combination of a monitor arm, keyboard tray, and CPU holder.

Features and Benefits

- Removable front panel with security screws, preventing any theft concerns
- Fold-down keyboard tray with damper for smooth operation
- VESA-compliant monitor holder
- Grommet holes for cabling
- Laminated front and side wall to match your wall
- Multiple colors available (for standard colors, see page 31)
- Optional accessories include: CPU, mouse tray, scanner holder, cable management, lock
- Custom sizes available

Specifications

- Width: 25"
- Height: 25", 35"
- Depth: 6"
- Window size: 15"W x 11 ½"H
- Keyboard shelf depth: 8"
- CPU size: 6"W x 7"H x 3"D



A. Lockable I-Center with wall-mount CPU enclosure for small-form-factor PC and scanner holder

C. I-Center with wall-mount CPU enclosure # CPU-08



Grommet for wire management and ventilation port



D. I-Center with matching wall-mount CPU enclosure # IC01-1

B. I-Center with removable panel



WALL AND CEILING MOUNTS

Wall Mounts



AFC **Wall Mounts** are perfect for high-traffic spaces because of their compact design. This space-saving solution is also ideal for areas where multiple operators use a single computer workstation.

Our monitor and keyboard **Wall Mounts** enable you to adjust both the keyboard and monitor height from a seated to standing position, as well as from left to right.

Features and Benefits

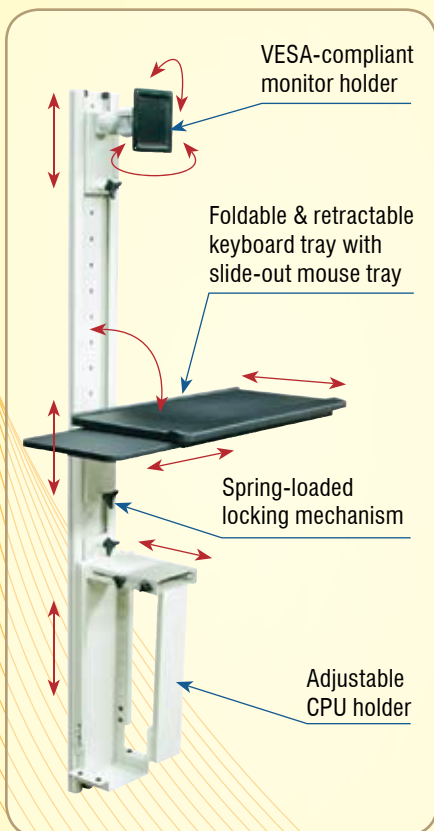
- Aluminum track 56" long with mounting holes
- All components are individually adjustable in increments of 2"
- Safety stopper at both ends
- Spring-loaded locking mechanism for simple and easy height adjustment
- VESA-compliant monitor holder that can be adjusted from portrait to landscape views and tilted to avoid glare
- Foldable and retractable Keyboard Arm and Mouse Tray
- Adjustable CPU Holder (3 ½"-8 ½"W, 13"-25"H)
- Color: black with matte finish
- Multiple colors available (for standard colors, see page 31)
- Additional accessories available (see page 27)

Optional

- Horizontal or vertical positioning
- Double-monitor holder on single track
- Horizontal track for multiple monitors
- UPS Holder
- Mouse Holder



A. Pneumatic height-adjustable Wall Mount Combo #WM-C-AFC78-01



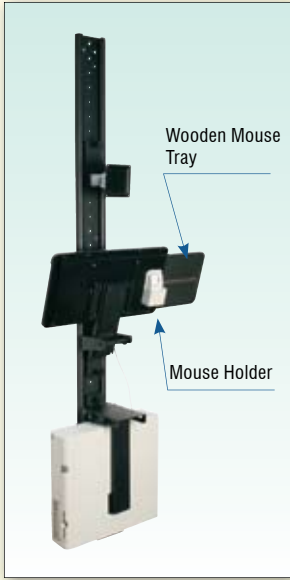
B. Wall Mount with pneumatic lift #WM-RKMC-P-04

Configure your own Wall Mount with our **Interactive Builder** at www.afcindustries.com/wallmount






AFC's Z-arm allows you to adjust the depth and left-right position of the LCD monitors.




C. Wall Mount # WM-RKMC



D. Wall Mount # WM-RK-2M with CPU Holder # CPU 13-25



E. Wall Mount # WM-RKZMC



F. Wall Mount # WM-RK2ZMC with UPS platform

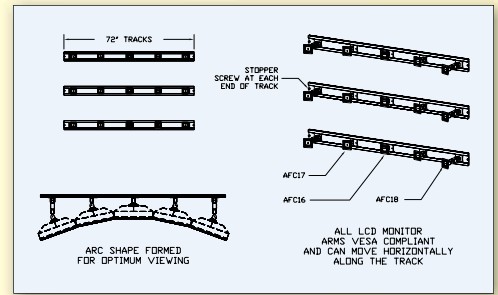


G. Wall Mount # WM36-M1-FK-C1

NEW



H. Video Wall



Video Wall specification

Ceiling Mounts

A. LCD Ceiling Suspension # CM-LCD1

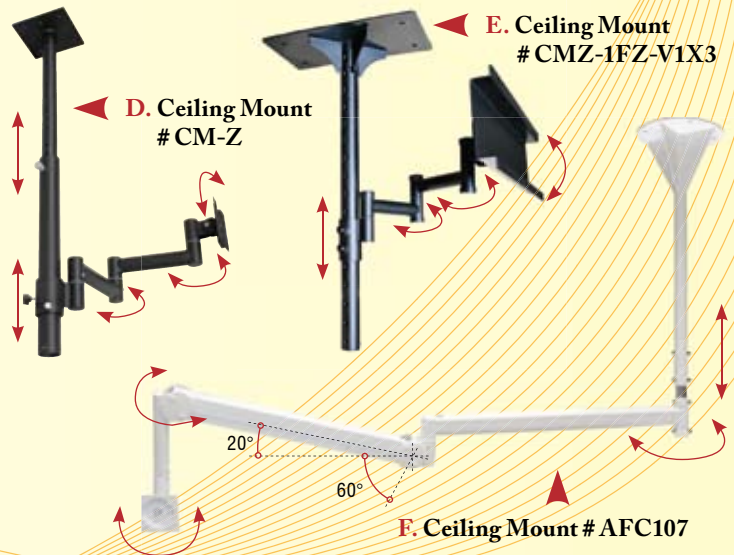
B. LCD Ceiling Suspension # CM-LCD4



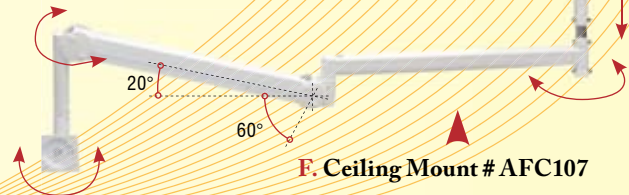
C. LCD Ceiling Suspension # CM-LCD2



D. Ceiling Mount # CM-Z



E. Ceiling Mount # CMZ-1FZ-V1X3



F. Ceiling Mount # AFC107

PARTITIONS

Complete your workstation plan with AFC **Partitions**. These **Partitions** absorb sound and provide privacy. They also prevent interference from monitors or other light sources.

They can be manufactured with a tinted or clear Plexiglas panel across the top so operators can see outside of their "cubicle." AFC offers **Partitions** that can be free-standing or fixed to the floor or cart. AFC **Partitions** can be configured to suit your application.

Features and Benefits

- One-inch sound-absorbing fiber with reflector on one side
- Cold-rolled 11-gauge steel frame with epoxy-powder-coated finish
- Prevents light interference
- Can be used as a tack board
- Multiple colors available (for standard colors, see page 31)
- ¼" thick free-standing base

Specifications

- Width: 36", 48", 60", 72"
- Height from the floor: 60", 72"

Optional

- ½" tinted or clear Plexiglas top
- Free-standing, mobile (2" twin casters), or fixed to the floor/cart

Standard Colors



A. Partition
60"W x 60"H



B. Partition
60"W x 72"H



C. Partition
72"W x 72"H



D. Partition 60"W x 60"H
fixed to the cart



E. Partitions 60"W x 60"H
fixed to the floor



MobiCube™



The **MobiCube™** panels are mounted on AFC's workstations that roll anywhere to instantly create a reading room environment. These partitions use special hinges that allow you to position them in any angle from 0-90 degrees and that can lock into place using the two lockable casters.

The **MobiCube™** can either create a cubicle or act as a partition along the length of the room itself, without going through the complexities of installation or building codes as all our products come fully assembled.



MobiCube™ Configurations






AFC Industries, Inc. has an entire division devoted exclusively to the accessories you need for every conceivable requirement, including mounting your monitors in an ergonomically correct manner; holding your beverage cups, dictation arms, and keyboard trays; lighting solutions for various rooms; cable management; and many others. Go to www.afcindustries.com/accessories for detailed specifications.

Illuminators/Light Boxes

AFC's **Illuminator** holds one 14"W x 17"H X-ray film per viewing panel. The self-adjusting roller grip holds each film securely in place.

Illuminators are available individually or in pre-assembled single- and double-row configurations, with a maximum of six viewing panels per row.



Features

- All steel construction
- High lustre white powder coat finish
- Roller gravity grip
- Trigger start
- One-piece Plexiglas viewing panel
- Tool-free, easily removable Plexiglas for quick access to lamps
- 115 VAC power supply standard
- Trigger start ballast
- Self-adjusting film grip
- Film activated auto switch
- Hospital grade plug
- Master On/Off switch
- UL and CSA approved
- Manufactured in the U.S.A.

Optional

- 15 or 30 degree angle bracket
- Every panel can either come with two, three or four bulbs
- 230 VAC power supply



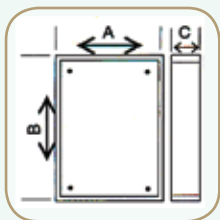
Mobile Light Box Cart

The **Mobile Light Box Cart**, gives you the flexibility to move your view box wherever your need. It features a useful work surface and shelf. AFC can configure your cart to the number of view panels you prefer. The **Mobile Light Box Cart** allows up to 2 rows of Light Panels.

Specifications

- Width:
 - 30" (2-bank Illuminator)
 - 48" (3-bank Illuminator)
 - 60" (4-bank Illuminator)
 - 72" (5-bank Illuminator)
 - 84" (6-bank Illuminator)
- Depth: 30", 36"
- Height of work surface from the floor: 30"

Specifications





Viewing Area	A (width)	B (height)	C (depth)
1 bank	14.5"	21"	3.5"
2 bank	28.5"	21"	3.5"
3 bank	43.5"	21"	3.5"
4 bank	56.5"	21"	3.5"
5 bank	70.5"	21"	3.5"
6 bank	84.5"	21"	3.5"

ACCESSORIES

LCD Monitor Arms/ Holders

Desktop Series	 <i>Electronic Height Adjustment</i>				
	Base-Mounted ERGODT-01	Base-Mounted AFC03	Base-Mounted AFC03A	Base-Mounted PEDPOLARM	Grommet Mount AFC01
					
	Grommet Mount AFCRAIL01 (w/ AFC10F)	Grommet Mount AFCRAIL01 (w/ AFC22)	Clamp Mount AFC11	Clamp Mount AFC02	Clamp Mount AFCFLEXOARM
					
Clamp Mount AFCPOLE	Clamp Mount AFCPOLE2MV-1	Clamp Mount AFCPOLE2MH-1	Clamp Mount AFCRAIL03	Clamp Mount AFC-KM-COMBO	

Wall Mount Series								
	AFC10A	AFC10C	AFC10E	AFC10F	AFC10G	AFC16	AFC22	AFC22G
								
	AFC05	AFC11B	AFC12	AFC18	AFC105		AFC78-21-1	
								
W2M-BAR			WM-5M			WM-AA-3250-UP		



Combining style with functionality, the Z-series with articulating monitor arms allows you to position your monitor at any viewing level, angle, and depth from the viewer, providing maximum flexibility. The Z-series comes with a clamp that can also be wall-mounted.

Z-Series				
	AFCZ200-01	AFCZ200-02	AFCZ100-02	AFCZ200-03
	AFCZ100-06	AFCZ200-06	AFCRAILZ04-3CLAMP	

The EZ-series — also with our articulating monitor arms — allows you to change the height of the monitors at the simple touch of a button. These **electronically height-adjustable** monitor arms also provide retractable and tilt adjustment, giving you maximum viewing options. The EZ-series can accommodate up to six LCD monitors (depending upon cart size and monitor weight) and can be mounted on AFC’s workstations.

EZ-Series		
	AFCERG003	AFCERGOZ04_RAIL

CPU Holders

Desk Mount CPU-01	Desk Mount CPU-03	Desk Mount CPU-05	Pole, Desk, or Wall Mount CPU 13-25		Base Mount CPU-99	Base-Mount CPU Cradle CPU-07	Mobile CPU Cradle CPU-02
Printer Shelf/Rolling Shelf	Wall Mount CPU-16-AFC22	Wall Mount CPU-06	Wall-Mount CPU Enclosure CPU-08	Wall-Mount CPU Enclosure CPU-09	CPU Mounting Straps CPU-MS	Desk Mount CPU-17	

ACCESSORIES

More Accessories	 <i>Economy</i>	 <i>Supreme</i>	 <i>Swinglift</i>	 <i>Metal with retractable Mouse Tray</i>	 <i>Plastic</i>	 <i>Plastic with retractable Mouse Tray</i>	 <i>Ergonomic</i>	
	Keyboard Arm KA6000	Keyboard Arm KA9000	Keyboard Arm KA3656	Keyboard Arm KA7001	Keyboard Arm & Tray WM-TR-M	Keyboard Tray TR1000	Keyboard Tray TR2000	Keyboard Tray TR3000
		 <i>Plastic</i>	 <i>Retractable</i>	 <i>Retractable</i>				
	Keyboard Tray WM-ZKB-1	Slide-out Keyboard Tray SKB002	Keyboard Tray KB01	Keyboard Tray KB03	Palm Rest PAL1000	Rotary Mouse Platform RMP-1	Keyboard Wrist Rest WR006	Mouse Holder M001
								
Phone Arm TA001	Phone Arm TA002	Phone Arm TA004B	Dictation Arm TA003B	Back Support BS001	Ergonomic Foot Rest FR002	Pencil Drawer PD002	Wire Basket WB-100	

Cable Management and Power Solutions			
	Cable Manager WM100	Cable Ties 50 CM04	Cable Ties 10 CM03
			
	Wire Clip WC100A	Grommet Outlet GROM-2	Wire Manager WMF100
			
	Corrugated Wire Hose WMF200	In-Desk USB Hub USB-04	Wire Manager WMF100
			
	Power Strip (8 Plugs) SS9003	Surge-Suppressor Power Strip SS9000	Data & Power Ports DPA-01
			
Power Strip (24 Plugs) SS9004	Portable AC Power System PS-TD-1	Portable AC Power System PS-TD-1	

Lighting	
	
Task Light TAL100A	Task Light TAL100B
	
Task Light TAL200A	Under-Shelf Light TAL300F
	
Ambient Light AMBL002	AmbiTask Light Combo AMBL001



ROOM LAYOUT

NEW

Need help designing your workspace?

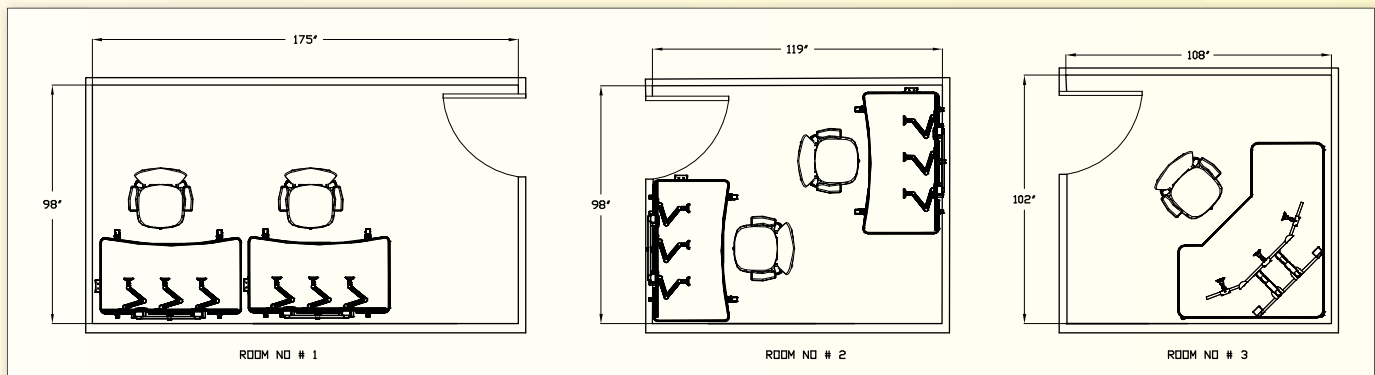
- AFC engineers are available to help you design your work area.
- We are available for on-site evaluation of your facility.
- We can provide you with three-dimensional drawings to allow you to evaluate designs before you place your order.

We can easily customize all AFC products to adapt to your professional and individual requirements. Whether you need help choosing the right components to configure a product or are considering a complete room redesign, our staff is committed to offer you assistance every step of the way.


We offer site analysis and room layout services. We will provide you with complimentary 3-D room drawings, as well as product drawings.

Room Layout Designer

Use our Room Layout Designer to see how you can create an ergonomic environment with AFC's products




Laminate



Black




Speckled Gray




Gray



Putty



Mahogany




Wild Cherry




Natural Pear

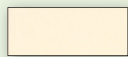
Molding



Black



Gray



Putty

Phenolic plastic




Black


Frame



Black



Gray



Putty

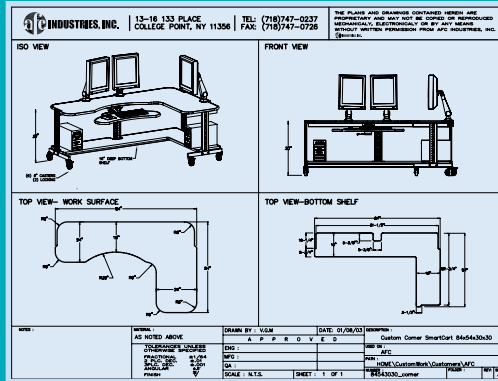
Additional colors available

COLOR CHART

Complimentary Services

AFC Industries, Inc. is here to help you create the most comfortable and productive work environment possible. Our premium services include complimentary 3-D product blueprints for all customized designs and detailed floor plans of your facility. Please contact us. We would be happy to discuss your needs and find the best furniture solution for your business.

Custom Designs



Customer Support

1.800.663.3412



Call us to request a free CD
"Ergonomics in
Work Environment"

Delivery

We deliver our products fully assembled to ensure maximum quality and convenience for our customers.

Contact Us

Tel: 1.718.747.0237

Fax: 1.718.747.0726

Rigorous Quality Control

Visit Us

www.afcindustries.com



13-16 133rd Place • College Point • NY 11356

PRST STD
U.S. Postage
PAID
HMS Printing
Partnership

Thank you
for choosing us
Thanks