

ERGONOMIC ENVIRONMENTS in HEALTHCARE

INTERACTIVE
WORKSTATIONS

MOBILE DATA
ACCESS

CARTS & RACKING
SYSTEMS

WALL MOUNT
SOLUTIONS



PLUS

- ▶ ADJUSTABLE DETECTOR/
CASSETTE HOLDERS
- ▶ HEALTHCARE SECURITY
- ▶ ACCESSORIES

afc INDUSTRIES, INC.
Solution creators for working environments™

www.afcindustries.com

For 16 years AFC Industries, an independently owned company, has been committed to the highest quality and design of ergonomic solutions for work environments. Our commitment to our clients and the advancement of ergonomics had made us a leading designer and manufacturer of ergonomic products. AFC Industries — ONE company, COMMITTED to ergonomic solutions.

CONTENTS



4

INTERACTIVE WORKSTATIONS

The Whitestone™	5
Deluxe Ergo Tier Cart™	8
Ergo Tier Cart™	11
Dual Tier Cart™	16
Single Tier Cart™	20



26

MOBILE DATA ACCESS

PC (Point-of-Care) Cart™	27
Laptop & Tablet Carts	35
Telescopic Cart™	39
Plasma Cart™	42
Pole Cart™	44



48

CARTS & RACKING SYSTEMS

SmartRack™	49
IntelliCart™	52
SmartCart™	54
OmniBus™	60
Medical Equipment Cart	62

94

COMPLIMENTARY SERVICE STANDARD COLORS

NO more downtime!
Just 24/7 runtime...

Now available on all our PC (Point-of-Care), Laptop, Tablet, and Pole carts, our new **Hot Swappable Power Supply** provides uninterrupted power to your workstation wherever, and whenever you need it. Simply swap out the drained out battery from the cart for a fully recharged battery in no time from the recharging station for continuous workflow.

It doesn't get any easier!



64

MOUNTING SOLUTIONS

i-Center™	65
Wall Mounts	67
Video Wall	72
Floor Post	74



76

ADJUSTABLE DETECTOR/ CASSETTE HOLDERS

Spine Smart™ Digital Radiography Detector Holder	77
MACH-ONE™ X-ray Cassette Holder	78



80

HEALTHCARE SECURITY

Control Pod Console	81
Open Control Console	83



84

ACCESSORIES

Partitions	85
LCD Monitor Arms/ Holders	87
Laptop Arms. Phone/Dictation Arms	91
CPU Holders. Keyboard, Mouse, and other accessories	91
Lighting. Glides & Casters	92
Cable Management and Power Solutions	92
Storage Accessories	93

INTERACTIVE WORKSTATIONS



Interactive workstations. Flexible. Adjustable. Adapt to you!

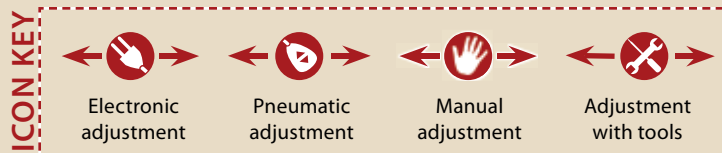
Sit. Stand. Raise monitors. Lower monitors. Move them in. Move them out. These are the building blocks of an ergonomic workstation.

Different users. Different needs.

AFC workstations. Electronically height-adjustable at the touch of a button. Independent adjustment of monitor height and focal length for optimal viewing. Digital readouts to preserve and easily return to your ideal settings for surface and monitor placement. Available with surface tilt. A host of valuable features—ambient LED backlighting to ease eye strain and improve reading quality; a variety of monitor platforms; mounting solutions for the growing interest in large monitors; acoustical privacy partition to improve concentration; pop-up data port and built-in USB hub to facilitate neat and tidy use of ancillary equipment. And more.

Our flexible workstations and carts come in a wide variety of sizes, shapes, multi-tiered designs, and color options that accommodate virtually any location and workplace need. They can be enhanced with cabinetry, shelving, computer storage, and retractable features.

AFC workstations. Helping you perform better.



The Whitestone™

The Whitestone™ workstation is AFC's radiology dream station, loaded with valuable new enhancements as well as a full array of electronics, lighting, power and cable management that facilitate performance, comfort, and ease of use.

An environmental heating and cooling system controlled at the workstation allows for direct regulation of temperature and alleviates heat generated by computer equipment.

A new monitor bracket supports large monitors weighing up to 50 lbs, responding to a growing interest in larger images. Digital readouts for all workstation settings—surface and monitor height and monitor focal length—enable every user to preserve and easily restore optimal settings. We have added acoustical properties to our wrap-around privacy partition to reduce extraneous sounds and create a more quiet environment for concentration.

Topping off this premium workstation, we have introduced the handsome Swietenia (*Swee-TEEN-ee-uh*) laminate, to enhance the aesthetics of your work environment.

Complete electronic adjustment capabilities are the foundation of this highly adaptable workstation—for surface height in sit-stand positions, surface tilt, and both vertical and horizontal adjustment of monitors. Ambient LED backlighting with dimmer control alleviates eye strain and improves the readability of images. A pop-up data port and USB unit is built into the work surface for convenient and tidy connection of almost any ancillary digital or electronic device. Multi-channel cable management keeps wires neat and unobtrusive and allows for important separation of power and electric wiring.

The Whitestone™—delivering superior comfort and adaptability to the requirements of different users and the demands of the evolving digital world.



Electronic Adjustment:

- SURFACE HEIGHT
- SURFACE TILT
- MONITOR HEIGHT
- FOCAL LENGTH



Features and Benefits


- Electronic adjustment of work surface height and tilt
- Independent electronic adjustment of monitor height and focal length (forward/backward motion)
- Monitor bracket # AFC2530 supporting up to 50 lbs
- Digital readout of surface height
- Digital readout of monitor height and focal length, with memory settings
- Pop-up data ports and a built-in USB hub embedded in the work surface (see photo on page 7)
- Ambient LED backlighting with dimmer switch (see photo on page 7)
- Acoustical partition that reduces noise
- Advanced warm/cool air environmental control system regulated at the workstation (optional)
- Cold-rolled 11-gauge steel frame with epoxy-powder-coated finish
- Particle-board-core top with high-pressure laminate finish edged with bumper molding
- Split bottom shelves
- Wire manager
- Power strip
- Four-inch casters (two of them locking)

Specifications

- Work surface width: 84"
- Work surface depth: 34"
- Height from the floor:
 - Work surface: 28" to 47"
 - Monitors: 38" to 57"



LCD Monitor Arms on telescopic drives with electronic adjustment of monitors' height and focal length



Acoustical partition reduces extraneous sounds and create a more quiet environment for concentration



Adjustable LED backlight with dimmer control alleviates eye strain & improves readability of images



Dimmer switch for LED backlight



Pop-up units include Ethernet network and parallel ports as well as standard AC power outlets and can be customized to a site's particular needs.



Separate USB units include four ports, so you can easily connect and use almost any digital device while remaining seated



Environmental heating and cooling system controlled at the workstation



Three way rotary switch of our LED Task Light # TAL400 enables user to toggle between white light and red light output



Power strip with 8 plugs and turn on/off switch



Deluxe Ergo Tier Cart™

We're pleased to raise the ergonomic standards bar and to offer radiologists well-designed, durable furniture that reduces the risk of strain and injury, while helping them maximize performance in their mission-critical healthcare role. The **Deluxe Ergo Tier Cart™** is designed to meet the need for easy electronic adjustment, at the touch of a button, of the work surface height and independent monitor positioning for height and focal length, as well as work surface tilt within a 15° range of motion. Both seated and standing work positions are accommodated, and a digital readout for surface height is standard with the **Deluxe Ergo Tier™**.

Enhancing features for lighting, privacy, computer storage, ancillary equipment, and more are offered on an optional basis. They include an attached wraparound privacy partition suited for rooms occupied by more than one person; full or split bottom shelves, ambient LED backlighting with dimmer switch, pop-up data ports and a built in USB hub recessed in the work surface; and built-in fans or an advanced environmental control system for warm and cool air.

See **Optional Features and Benefits** on the next page for a more complete list of options.

Electronically height adjustable and retractable monitor platform on telescopic drives for 3 LCD monitors

AmbiTask Light Combo



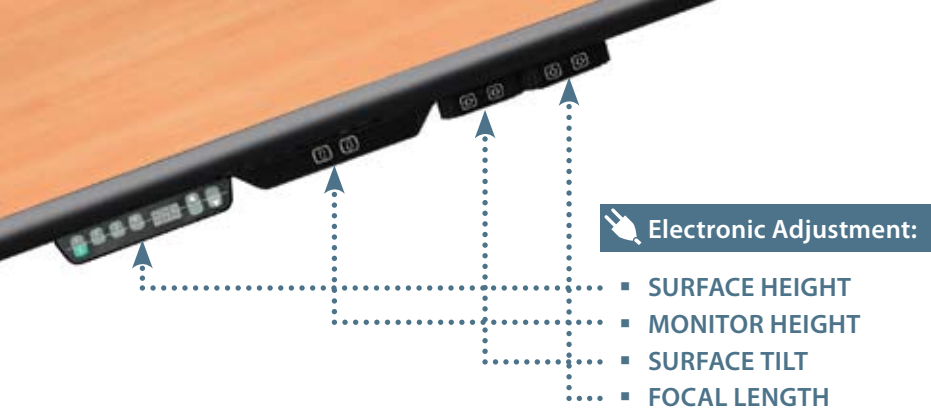
Seated position



Tilted position



Deluxe Ergo Tier Cart™ 72"W x 36"D



Features and Benefits

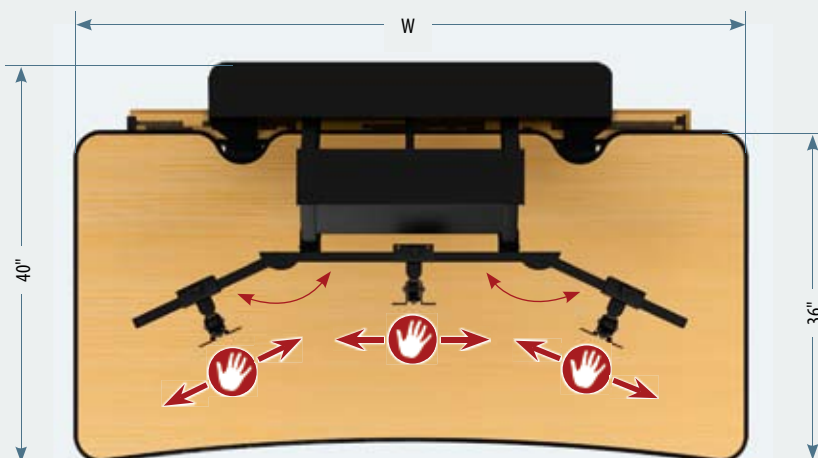
- Electronic adjustment of work surface height and tilt
- Electronic adjustment of monitor height and focal length (forward/backward motion)
- Cold-rolled 11-gauge steel frame with epoxy-powder-coated finish
- Particle-board-core top with your choice of high-pressure laminate finish edged with bumper molding
- Multiple colors available (for standard colors, see page 95)
- Four-inch casters (two of them locking)
- Glides and additional accessories available (see page 84)

Specifications

- Work surface width: 60", 72", 84", 96"
- Work surface depth: 34", 36"
- Height from the floor:
 - Work surface: 28" to 47"
 - Monitors: 38" to 57"
- Custom sizes available

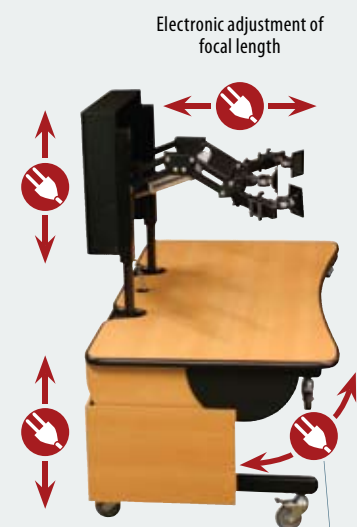
Optional

- Metal privacy partition affixed to the workstation, with or without acoustical material
- Advanced warm/cool air environmental control system regulated at the workstation (for tables 84" wide and up)
- Digital readout of monitor height and focal length, with memory settings
- Monitor bracket supporting up to 50 lbs
- Adjustable ambient LED backlighting with dimmer switch
- Pop-up data ports and a built-in USB hub embedded in the work surface
- Full or split bottom shelves



Monitors can be manually positioned to form an arc shape for optimum viewing

Top view



Electronic tilt from -5° to $+10^\circ$

Side view



A. Deluxe Ergo Tier Cart™ 72"W x 36"D:

- Electronically height adjustable and retractable monitor platform on telescopic drives for three LCD monitors # AFCERGO03
- Adjustable Phone Arm # TA002
- Ergonomic Foot Rest # FR002

Our *AmbiTask Light Combo* can be controlled with independent dimmer switches for total operator management of workstation lighting.



B. Deluxe Ergo Tier Cart™ 72"W x 50"D:

- Custom work surface shape
- Electronically height adjustable and retractable monitor platform on telescopic drives for four LCD monitors # AFCERGO04
- Two clamp-mount Monitor Arms # AFCFLEXOARM
- AmbiTask Light Combo # AMBL001
- LED Task Light # TAL400
- Adjustable Phone Arm # TA002
- Two mobile CPU cradles # CPU-02
- Two Wire Managers # WMF200



C. Deluxe Ergo Tier Cart™ 96"W x 36"D:

- Electronically height adjustable and retractable monitor platform on telescopic drives for four LCD monitors # AFCERGO04
- Swinglift Keyboard Arm # KA7001 with Custom Tray
- AmbiTask Light Combo # AMBL001
- Adjustable Phone Arm # TA002


Ergo Tier Cart™

The **Ergo Tier Cart™** includes numerous features that empower radiologists and healthcare professionals to optimize their reading environment. The workstation has independent, electronic height adjustment of the work surface and monitor platform. The monitors can be retracted toward and away from the user, either manually or electronically.

The **Ergo Tier Cart™** is available with a full range of accessories to ensure comfort and convenience. Cable

management keeps wires neat and unobtrusive, while dimmer-controlled task lighting illuminates the work surface at the desired intensity, reducing eye strain and glare. Adjustable phone and dictation arms keep the equipment within reach, while leaving work surfaces clutter-free.

Other useful features include CPU/UPS holders, a sturdy footrest to ease back strain, and even a metal cup holder positioned to avoid spills. Four-inch locking casters facilitate easy movement.



Electronic Adjustment:

- SURFACE HEIGHT
- MONITOR HEIGHT
- FOCAL LENGTH (OPTIONAL)

Features and Benefits

- Electronic adjustment of work surface height
- Electronic adjustment of monitor platform height
- Electronic or manual adjustment of monitor platform focal length (forward/backward motion)
- Cold-rolled 11-gauge steel frame with epoxy-powder-coated finish
- Particle-board-core top with your choice of high-pressure laminate finish edged with bumper molding or T-molding
- Multiple colors available (for standard colors, see page 95)
- Four-inch casters (two of them locking)
- Glides and additional accessories available (see page 84)



LED Task Light

Specifications

- Width: 48", 60", 72", 84", 96"
- Depth: 30", 34", 36"
- Height from the floor:
 - Work surface: 28" to 47"
 - Monitors: 38" to 57"



Pop-up Data and Power Ports



Metal Cup Holder




Our cable management keeps wires neat and unobtrusive.

Optional


- Metal privacy partition affixed to the workstation, with or without acoustical material
- Advanced warm/cool air environmental control system regulated at the workstation (for tables 84" wide and up)
- Digital readout of monitor height and focal length, with memory settings
- Monitor bracket supporting up to 50 lbs
- Adjustable ambient LED backlighting with dimmer switch (see photo on page 7)
- Pop-up data ports and a built-in USB hub embedded in the work surface
- Wire manager
- Top shelf
- Full or split bottom shelves

Work Surface Shapes¹



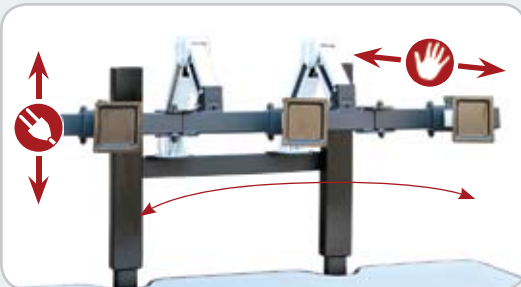
¹ Availability of shape depends on size of the cart

EFX Series



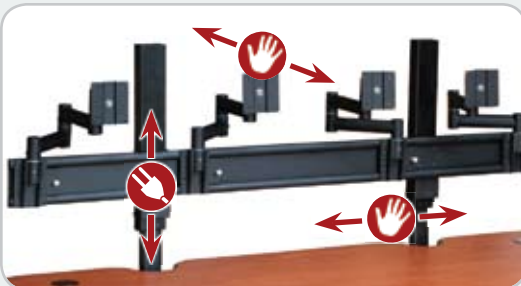
- Electronic adjustment of monitor height
- Electronic adjustment of monitor focal length
- Side wings allow outer monitors to form an arc

FX Series



- Electronic adjustment of monitor height
- Manual adjustment of monitor focal length
- Side wings allow outer monitors to form an arc

ZX Series



- Electronic adjustment of monitor height
- Manual adjustment of each monitor focal length
- Horizontal sliding of each monitor on the track

RX Series



- Electronic adjustment of monitor height
 - Horizontal sliding of each monitor on the track
- Option:** extended monitor arms # AFC18 at both ends provide comfortable parabolic viewing shape

Electronically Adjustable Monitor Platforms

Molding



T-molding



Bumper molding

The round edges of your desk reduce pressure on the palm side of your wrist

You can combine one of our electronically adjustable monitor platforms shown on the left with any work surface shape from page 12.



A. Ergo Tier Cart™ 60"W x 36"D with ZX Monitor Platform:

- Soft Ergonomic work surface shape
- Z-series Monitor Arms on telescopic drives # AFCERGO03_Z
- Acoustical privacy partition
- Clamp-mount task light # TAL200A with dimmer
- Mobile CPU cradle # CPU-02
- Two wire managers # WMF100
- 4-inch casters

Find the bottom shelf options of your choice!

B. Ergo Tier Cart™ 72"W x 34"D with FX Monitor Platform:

- Deep Ergonomic work surface shape
- LCD Monitor Arms on telescopic drives # AFCERGO03
- Keyboard Arm # KA6000
- Keyboard Tray # TR3000
- Full bottom shelf



Full bottom shelf

C. Ergo Tier Cart™ 72"W x 34"D with FX Monitor Platform:

- Soft Ergonomic work surface shape
- LCD Monitor Arms on telescopic drives # AFCERGO04
- Pencil Drawer # PD002
- Two split bottom shelves



Two split bottom shelves

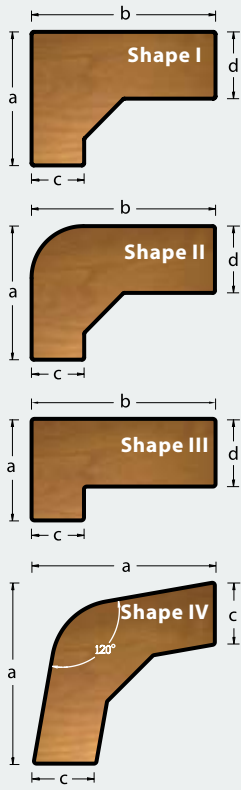
D. Ergo Tier Cart™ 72"W x 34"D with ZX Monitor Platform:

- Soft Ergonomic work surface shape
- Z-series Monitor Arms on telescopic drives # AFCERGO04_Z
- Adjustable CPU Holder



Bottom Workstation Options

Corner Work Surface Shapes¹



¹ Availability of shape depends on size of the cart



- E. Ergo Tier Cart™**
72"W x 84"W x 30"D x 30"D
with FX Monitor Platform:
- Corner work surface Shape I
 - LCD Monitor Arm on telescopic drives # AFCERGO04
 - Keyboard Arm # KA6000
 - Keyboard Tray # TR2000 with retractable Mouse Tray
 - Adjustable Phone Arm # TA002
 - Dictation Arm # TA003B
 - Bottom shelf



- F. Ergo Tier Cart™**
84"W x 84"W x 34"D x 34"D
with two FX Monitor Platforms:
- Corner work surface Shape III
 - Two sets of LCD Monitor Arms on telescopic drives # AFCERGO03 and # AFCERGO04
 - Two adjustable CPU Holders # CPU 13-25
 - Bottom shelf

Ergo Tier Corner Cart™ Specifications

Overall work surface width	a	48", 60", 72", 84", 96"
	b	48", 60", 72", 84", 96"
Work surface depth	c	24", 30", 36"
	d	24", 30", 36"
Height of work surface from the floor	28" to 47"	



- G. The JW Treadmill Desk™**
83"W x 56"W x 21"D x 21"D
with FX Monitor Platform:
- AFC Industries, with feedback from our customers, designed this ergonomic console that accommodates a variety of exercise devices, like treadmills, exercise bikes, or a stair stepper.
- Custom work surface shape
 - LCD Monitor Arms on telescopic drives # AFCERGO05

Dual Tier Cart™



Dual Tier Cart™ 90"W x 38"D
(modesty panel and accessories are optional)

16

The Dual Tier Cart™ is ideal for professionals who require two independently adjustable surfaces to perform their tasks. At the touch of a button, the **Dual Tier™** lets you adjust the height of the monitors and work surfaces from a seated to a standing position.

In its bifocal position, the monitors are lower than the work surface, ensuring a comfortable viewing angle. This flexibility delivers optimum body positioning and comfort.

Why adjust yourself to your workstation when the **Dual Tier Cart™** adjusts to you?



Both tiers at same height



Bifocal position (lower back tier)

Features and Benefits

- Independent electronic height adjustment of both tiers
- Customized ergonomic work surfaces available
- Cold-rolled 11-gauge steel frame with epoxy-powder-coated finish
- Particle-board-core top with your choice of high-pressure laminate finish edged with bumper molding
- Multiple colors available (for standard colors, see page 95)
- Four-inch casters (two of them locking)
- Glides and additional accessories available (see page 84)

Optional

- Digital readout of tier 2 height
- Modesty panel

 **Electronic Adjustment:**

- TIER 1 HEIGHT
- TIER 2 HEIGHT

Dual Tier Cart™ Specifications

Work surface shape	Standard	Banana Corner	Corner	Double Corner	Hexagon	Diamond
Total width	48", 60", 72", 84", 96"	64", 72"	48", 60", 72", 84", 96"	72", 84"	90"	72", 84"
Total depth	32", 36", 40", 44"	64", 72"	68" – 112"	72", 84"	38"	36"
Back tier depth	16", 20", 24"	16"	16", 20", 24"	16", 18"	18"	13"
Front tier depth	16", 18"	16"	12", 16"	16", 18"	18"	18"
Return depth	—	—	18", 24"	16", 18"	—	—
Front tier overall depth	—	—	48", 60", 72", 84"	—	—	—

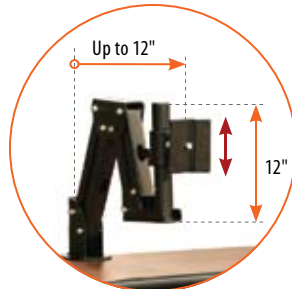
Height of work surface from the floor ranges from 28" to 47"

Complete your desk with any of our Desktop or Z-Series Monitor Arms (see pages 88 and 89)



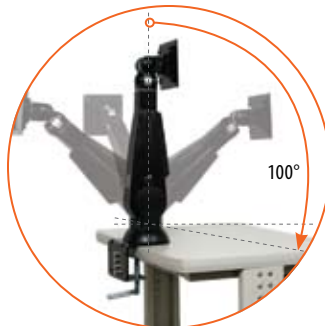
Monitor Arm # AFCZ588 features:

- Pivot upwards & downwards
- Joint swivels — from -90° to 90°



Monitor Arm # AFCFLEXOARM features:

- Height adjustment
- Retraction up to 12"



Monitor Arm # AFC02 features:

- Tilt range — from -10° to 90°
- Joint swivels — from -90° to 90°



Z-series monitor arms mounted on the track benefits:

- Every Z-arm slides left-right on the rail, plus the freedom motion of the extension allows precise positioning of the monitors and the distance of the LCD to you
- Full extension of each arm — 20"

Work Surface Shapes¹



¹ Availability of shape depends on size of the cart

A. Dual Tier Cart™
60"W x 36"D:

- Standard work surface shape
- Two clamp-mount Monitor Arms # AFCFLEXOARM
- Retractable Keyboard Tray # KB01
- Wire Manager # WMF200
- Mobile storage cabinet



B. Dual Tier Cart™
72"W x 36"D:

- Standard work surface shape
- Z-series Monitor Arms # AFCRAILZ04-3CLAMP
- Two split bottom shelves
- Foot Rest # FR010



C. Dual Tier Cart™
72"W x 44"D:

- Diamond work surface shape
- Three Z-series Monitor Arms # AFCZ500-01
- Leg-mount CPU Holders # CPU-07



D. Dual Tier Cart™
72"W x 72"D:

- Corner work surface shape
- Bottom shelf



The Duet Tier™



The **Duet Tier™** for those who need to move from one working position to another. This workstation allows users to sit at one work surface while having the second work surface within reach at a comfortable height. This is ideal for someone who has to scan several pages, or someone working with a microscope in a standing position and sitting at computer without having to adjust the height of entire work surface.



With two electronic surface height controls the **Duet Tier™** is suitable for multiple users, at different heights, working on the same task. Dual presentations become easily manageable, with two heights available in one workstation.



E. Dual Tier Cart™
72"W x 72"D:

- Double Corner work surface shape
- Three Z-series Monitor Arms # AFCZ500-02
- Two CPU Holders



Configure your own Dual Tier Cart™ with our **INTERACTIVE BUILDER** at www.afcindustries.com/dualtier

F. Dual Tier Cart™
72"W x 72"D:

- Square work surface shape
- Two Z-series Monitor Arms # AFCZ566-02
- Two Wire Managers # WMF100
- Full bottom shelf
- Glides # GLID-ADJ



◀ **NEW SHAPE!**

Full bottom shelf

G. Dual Tier Cart™
64"W x 64"D:

- Top shelf
- Banana Corner work surface shape
- Z-series Monitor Arm # AFCZ500-02
- Back modesty panel
- Corner split bottom shelf



Corner split bottom shelf

H. Dual Tier Cart™
93"W x 46"D:

- Top shelf
- Half-Moon_work surface shape
- Five Z-series Arms for two LCD monitors # AFCZ500-02
- Back modesty panel
- Split bottom shelves



◀ **NEW SHAPE!**

Three split bottom shelves

Bottom Workstation Options

Single Tier Cart™



Grommet-mount Z-series monitor arm

Keypad to electronically adjust work surface height

Pop-up data and power ports

Modesty panel

Mobile storage with file cabinet & drawer

Cable management

CPU enclosure

Single Tier Cart™ 108"W x 30"D
(modesty panel and accessories are optional)

20

The Single Tier Cart™ is the perfect choice when different positions are required from a single workstation. With a full range of design options and accessories, the **Single Tier Cart™** is adaptable to any work environment. Electronic height adjustment makes the **Single Tier Cart™** versatile for multiple users.

The cart can be enhanced with cabinetry, shelving, computer storage, lighting and other ancillary equipment.

Features and Benefits

- Electronic adjustment of work surface height
- Variety of surface shapes available
- Cold-rolled 11-gauge steel frame with epoxy-powder-coated finish
- Particle-board-core top with your choice of high-pressure laminate finish edged with T-molding/ bumper molding
- Multiple colors available (for standard colors, see page 95)
- Four-inch casters (two of them locking)
- Glides and additional accessories available (see page 84)

Specifications

- Width: 36", 48", 60", 72", 84", 96"
- Depth: 24", 30", 36"
- Height of work surface from the floor: 28" to 47"
- Custom sizes available

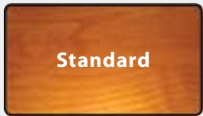
Optional

- Metal privacy partition affixed to the workstation, with or without acoustical material
- Monitor bracket supporting up to 50 lbs
- Pop-up data ports and a built-in USB hub embedded in the work surface
- Wire manager
- Full or split bottom shelves

Configure your own **Single Tier Cart™** with our **INTERACTIVE BUILDER** at www.afcindustries.com/singletier

 **Electronic Adjustment:**
 ■ SURFACE HEIGHT

Work Surface Shapes



Standard

for all widths



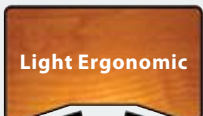
Standard w/ cutout

for tables 48" wide and up




Soft Ergonomic

for all widths



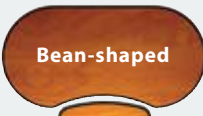
Light Ergonomic

for tables 60" wide and up



Deep Ergonomic

for tables 48" wide and up



Bean-shaped

for tables 48" wide and up



Ergonomic Hexagon

for tables 60" wide and up



ErgoHex w/ Cutout

for tables 72" wide and up



A. Single Tier Cart™ 36"W x 24"D:

- Standard work surface shape
- Keyboard Arm # KA6000
- Keyboard Tray # TR2000 with retractable Mouse Tray
- Bottom shelf



B. Custom Single Tier Cart™ 36"W x 30"D:

- Soft Ergonomic work surface shape
- Clamp-mount Monitor Arms # AFC02
- Pencil Drawer # PD002
- Retractable File Holder
- CPU Holder # CPU-01
- Back modesty panel



Pencil Drawer # PD002 and retractable File Holder



C. Single Tier Cart™ 48"W x 24"D:

- Top shelf
- Standard work surface shape
- Keyboard Arm # KA6000
- Custom Keyboard Tray
- CPU Holder # CPU-01
- Back modesty panel
- Handle
- Full bottom shelf

D. Single Tier Cart™ 48"W x 30"D:

- Bean-shaped work surface
- Full bottom shelf



Full bottom shelf

E. Single Tier Cart™ 60"W x 30"D:

- Standard work surface shape
- Keyboard Storage Drawer # KSD01
- Two adjustable CPU Holders
- UPS Holder
- Split bottom shelf
- Glides # GLID-ADJ



Split bottom shelf

F. Single Tier Cart™ 72"W x 30"D:

- Top shelf
- Soft Ergonomic work surface shape
- Z-series Monitor Arms for three monitors # AFCRAILZ03
- Pencil Drawer # PD002
- CPU Holder # CPU-07
- Partition 72"W x 60"H
- Two split bottom shelves



Two split bottom shelves

G. Single Tier Cart™ 72"W x 30"D:

- Custom work surface shape
- Z-series Monitor Arm # AFCZ500-02
- Swinglift Keyboard Arm # KA7001 with custom tray
- Glides # GLID-ADJ



Bottom Workstation Options

H. Single Tier Cart™ 116"W x 30"D:

- Custom work surface shape
- Four Z-series Monitor Arms # AFCZ588-01
- 10" high slatwall
- Swinglift Keyboard Arm # KA7001 with custom tray
- Two lockable cabinets with front and rear hinged doors
- Two round work surface extensions with steel support (fixed height)
- Modesty panels



Find below more solutions to complete your workstation with our ancillary equipment



*Z-series Monitor Arm
AFCZ500-02*




*Z-series Monitor Arm
AFCZ500-02V*



*Z-series Monitor Arm
AFCZ500-04*



The Slatwall is a great way for a multitude of accessories that can easily be maneuvered to create an unlimited number of combinations



Our Articulating Arm # AFCFLEXO_5 provides manual adjustment of monitor focal length while side wings allow outer monitors to form an arc for maximum monitor reading comfort

I. Single Tier Corner Cart™
48"W x 48"W x 24"D x 24"D:

- Corner work surface Shape I
- Swinglift Keyboard Arm # KA7001
- Keyboard Tray # TR3000
- Full bottom shelf



Single Tier Corner Cart™
Specifications

Overall work surface width	48", 60", 72", 84", 96"
	48", 60", 72", 84", 96"
Work surface depth	18", 24", 30", 36"
	18", 24", 30", 36"
Height of work surface from the floor	28" to 47"

J. Single Tier Corner Cart™
48"W x 72"W x 18"D x 18"D:

- Corner work surface Shape II
- Two Z-series Monitor Arms # AFCZ500-01
- Keyboard Arm # KA6000
- Keyboard Tray # TR3000
- CPU Holder # CPU-07
- Two split bottom shelves



K. Single Tier Corner Cart™
84"W x 60"W x 24"D x 24"D:

- Corner work surface Shape I
- Two Z-series Monitor Arms # AFCZ500-02 and # AFCZ500-01
- CPU Holder # CPU 13-25
- Mobile storage with 3 drawers

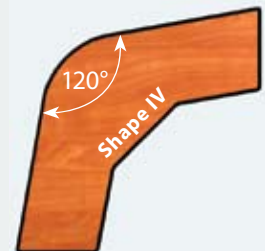


L. Single Tier Corner Cart™
96"W x 48"W x 30"D x 30"D:

- Half-moon work surface shape
- Articulating Arm for 5 monitors # AFCFLEXO_5
- Keyboard Arm # KA6000 with custom Keyboard Tray



Corner Work Surface Shapes¹



¹ Availability of shape depends on size of the cart

M. Single Tier Corner Cart™
56"W x 54"W x 30"D x 24"D:

- Clipboard Holder # WCH-100
- Corner work surface Shape III
- Phone Arm # TA002
- Retractable Pencil Drawer # PD002
- CPU Holder # CPU-01
- Partition
- Fluorescent Under-Shelf Light 18" wide # TAL300F
- Glides # GLID-ADJ



Clipboard holder

N. Single Tier Corner Cart™
72"W x 72"W x 24"D x 24"D:

- Flipper cabinet with three doors # FC
- Corner work surface Shape I
- Three clamp-mount Monitor Arms # AFC02
- Keyboard Arm # KA6000
- Keyboard Tray # TR3000
- Two Phone Arms # TA002
- Gooseneck Task Light # TAL200A
- Two split bottom shelves
- Metal Film Box # FB-200
- Mobile Film Box # FB-100



Flipper cabinet

O. Single Tier Corner Cart™
72"W x 60"W x 24"D x 24"D:

- Top Shelf
- Corner work surface Shape III
- Two clamp-mount Monitor Arms # AFC02
- Keyboard Arm # KA6000
- Keyboard Tray # TR2000 with retractable Mouse Tray
- Bottom shelf



Top shelf

Top Workstation Options

MOBILE DATA ACCESS



Optimizing your mobile computing needs

Today's advancing technological world demands what we at AFC refer to as "Whenever ⇔ Wherever" access to data, including electronic medical records, radiology images, and more. The need has become ubiquitous, throughout all areas of healthcare facilities and professional functions — from radiology reading rooms to patient bedsides, operating rooms, conference rooms, and more; in oncology, cardiology, nuclear medicine, labor and delivery, and more.

AFC's array of durable mobile carts are designed to meet this growing need, while incorporating ergonomic features that make them adaptable to any user. Security features protect both sensitive patient information and computer equipment. Our carts are built from materials for thorough disinfection. They are available in footprints as small as 19" for easy maneuvering in tight places. Long-lasting batteries can be loaded so that carts can move from area to area without being connected to electrical outlets.

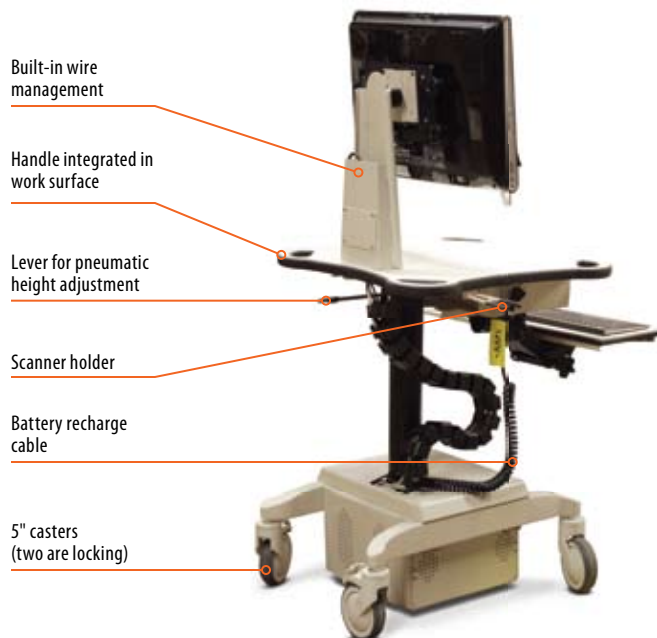
Now available on all PC (Point-of-Care), Laptop, Tablet, and Pole carts, our new **Hot Swappable Power Supply** provides uninterrupted power to your workstation wherever, and whenever you need it.

Whatever your need is, AFC can build a mobile cart solution for you.

PC Cart™



PC Cart™ 910 (front view)



PC Cart™ 910 (back view)

The PC Cart™ 910 combines a streamlined look and enhanced functionality with the hallmark durability and ergonomic design of AFC's mobile work stations.

With an all-in-one computer, the height-adjustable PC 910 offers a battery that can run for up to 25 hours before recharging. UL 60601-1 compliant, it is safe to use throughout facilities. Fleet management software allows for IT monitoring, management, and programming of carts for location, battery status, and scheduling of computer shutdown, recharging and maintenance.

A phenolic work surface with rounded corners enhances safety and appeal. Cutout handles on all corners facilitate grip, access from any user position, and range of motion. The retractable phenolic keyboard tray features ergonomic tilt, swivel, and a sliding mouse tray for both left- and right-handed users.

Features and Benefits

- Sit-to-stand height adjustment (pneumatic or electronic)
- Thorough disinfection for clean room use
- Supports all-in-one computer as well as separate thin client and monitor
- Mounting for all-in-one computer or standard monitor VESA (75/100)
- Rounded phenolic (optional plastic) work surface for greater safety, comfort, and appeal
- Seamless integration of handles into the work surface on all four corners for easy grip from any user position
- Keyless electronic lock for utility drawer and divider to facilitate administration of care in two-patient rooms
- Phenolic retractable keyboard tray with ergonomic negative and positive tilt and swivel
- Mouse tray slides to accommodate left- and right-handed users
- 5" casters with round tread wheels for ease of movement

Specifications


- Footprint size: 20"W x 24"D
- Work surface size: 24"W x 24"D
- Keyboard tray size: 19"W x 8"D
- Height of work surface from the floor: ~30" to 42"



A. PC Cart™ 910 with CPU Holder and Mouse Holder




B. PC Cart™ 910 with camera holder




Mounting for all-in-one computer or standard monitor (VESA 100/75)



Lever for pneumatic height adjustment



Utility drawer with keyless electronic lock and divider



Scanner holder

Power cord holder

Carts for telemedicine application




C. Telemedicine Cart TMC300 with camera shelf on Z-arm



D. Telemedicine Cart XPC1926 with two pneumatically height-adjustable drives and camera shelf on Z-arm

POWER SUPPLY OPTIONS

Hot Swappable Mobile Power Systems



Features and Benefits

- **Cycle-Life:** Replace batteries in YEARS not months
- **Uninterrupted Operation:** Simultaneously powered technology while the batteries charge
- **Fast charging:** Within 2 hours while the technology is in use
- **Lighter:** Significant weight reduction
- **Runtime:** Entire shift or longer
- **Easy access:** Changes and upgrades are easy to complete
- Virtually Maintenance Free

Battery Specifications

- **Size:** 3.75" x 5.25" x 4"
(9.53 cm x 13.34 cm x 10.16 cm)
- **Weight:** 3.4 lbs (1.5 kg)
- 14.4 V 160 Wh Li-Ion battery
- Military grade cell technology
- Integral digital features
- REAL-TIME display
- Meets regulatory requirements including CE

How it works:

Two of the batteries are mounted to the cart while two others are being charged. Once the two on the cart are depleted, the user swaps them out for fresh ones.

Runtime:

The cart would have about 360 Wh of available power. Once you calculate your wattage draw, divide the number by available power to get your runtime.

Charging:

Typical charge time is 3.5 hours to 85% and 4 hours to 100%.

LiFe (Lithium Iron Battery)

Features and Benefits

- UL 60601-1 compliant for safe use in all patient and non-patient areas
- Power alert software protects data and low-battery alarm can be muted
- IT Fleet management software for monitoring, programming, and management of PC 910s throughout a facility
- LED monitoring of battery status
- Advanced 3-stage charger accelerates recharging and increases safety
- Internal Automatic Transfer Switch allows power supply to run connected equipment while battery module is recharging

Sealed Lead Acid Battery

We offer a **Power Supply Unit** with three main components:

Power Supply/Recharger (remains the same for any size battery) recharges the battery that it is connected to. The cart has three AC power outlets to which the user can plug in their monitor and CPU.

LED-Battery-Status Display shows amount of power in battery, alerting user to recharge battery by connecting to Power Supply/Recharger. The unit is generally attached to the monitor arm or in a visible location of the cart.

Battery available in three sizes, each determines run time (~4.3 hours, ~6.5 hours, and ~10 hours).

For high-traffic areas where the width and height of the base are crucial, especially between patient beds or medical equipment, AFC offers the **PC Cart™ 900**.

Available with an optional scanner holder, the **PC Cart™ 900** can easily adapt to all work situations. It's sleek, yet durable, quad-point base has a footprint of 18"W x 18"D and an overall height of less than 6". The cart's all-metal body enables disinfection and clean-room use. Special 3-inch wheels are used on the quad-point base.



E. PC Cart™ 900

- Monitor Arms # AFC16
- Utility drawer with divider and keyless electronic lock
- Retractable keyboard tray with slide-out mouse tray
- Two handles
- Scanner holder # S01
- Mouse holder # M001
- Four 3" wheels



3" wheel

The **PC Cart™ 800** has a rectangular base of 19"W x 20"D and 4-inch casters. We offer laminate, phenolic, or plastic work surface. This multi-purpose and functional cart is ideal for all business and service sectors. Available colors are red, green, blue, putty, white, and black.

Select from our range of monitor arms, CPU holders, keyboard and other workstation accessories to complete your configuration (see page 84).



F. PC Cart™ 800 with clamp-mount monitor arm # AFC588-01

G. PC Cart™ 800

- Laminate work surface
- Pole-mount Monitor Arms # AFC22
- Retractable keyboard tray # KB03
- Lockable CPU holder # CPU-09
- Handle
- Four 4" casters

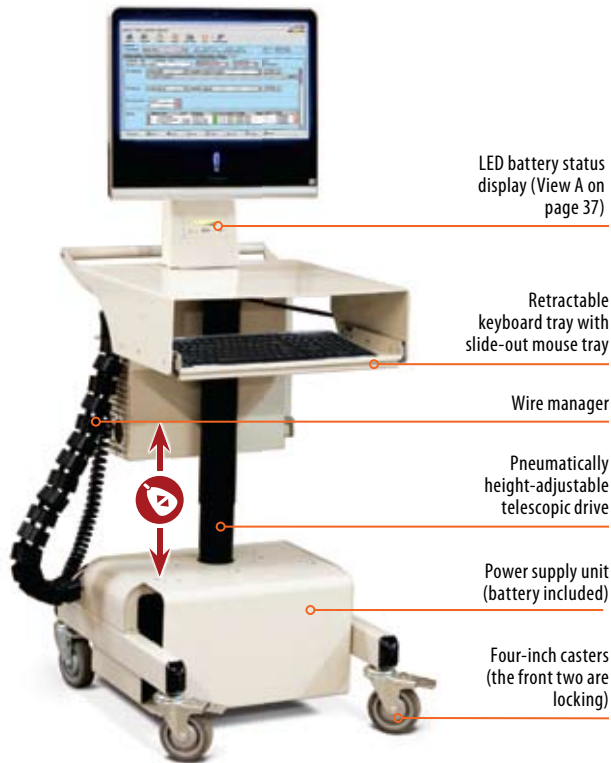


H. PC Cart™ 800

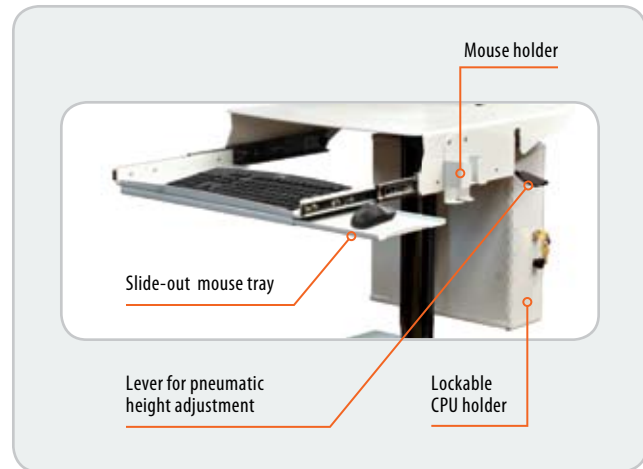
- Plastic work surface with two built-in handles
- Pole-mount Monitor Arms # AFC22 on front and # AFCZ540 on rear
- Retractable keyboard tray # KB03
- Base-mount CPU holder # CPU-99
- Four 4" casters



Our PC Cart™ 500 with power supply brings advanced computer technology to any location. The cart features a small footprint and large casters for easy movement. The PC Cart™ 500 is height-adjustable to enable computer use while the user is standing or seated. A retractable keyboard and mouse tray are included. The cart's all-metal body enables disinfection and clean-room use.



PC Cart™ 500 with power supply



The low profile of the PC Cart™ 500 gets you closer to the patient's bedside

Features and Benefits

- Designed to hold desktop computers, and small instruments; ideal for use in any space-limited locations
- Built exclusively from cold-rolled steel with epoxy-powder-coated finish
- Pneumatic or electric height adjustment
- Flat-panel monitor mount VESA (100/75)
- Retractable keyboard tray and mouse tray
- Standard color: Textured Gray
- Multiple colors available (see page 95)
- Four rubber or plastic casters (the front two are locking)
- Additional accessories available (see page 84)

Specifications

- Rectangular base size: 20 ½"W x 24"D
- Work surface size: 20"W x 20"D
- Keyboard tray size: 19"W x 8 ½"D
- Height of work surface from the floor: ~30" to 42"

Optional

- Power supply unit with LED monitoring of battery status (see page 27)
- CPU/UPS holder
- Wire manager # WMF200 (to manage cables going from the power supply unit to the LED display)



Twin Monitor Arm
2MH



Z-series Monitor Arm
AFCZ500-01



Z-series Monitor Arm
AFCPOLE

Optional Monitor Arms



Antiseptic wipe holder



Biohazard waste holder



Wire basket

PC Cart™ Accessories



I. PC Cart™ 500

- LED battery status display
- Retractable keyboard tray with slide-out mouse tray
- CPU holder # CPU-09
- Handle
- 4" casters



J. PC Cart™ 500

- Twin Monitor Arm # 2MH
- Retractable keyboard tray with slide-out mouse tray
- CPU holder # CPU-09
- Mouse holder # M001
- Handle
- 4" casters



K. PC Cart™ 500

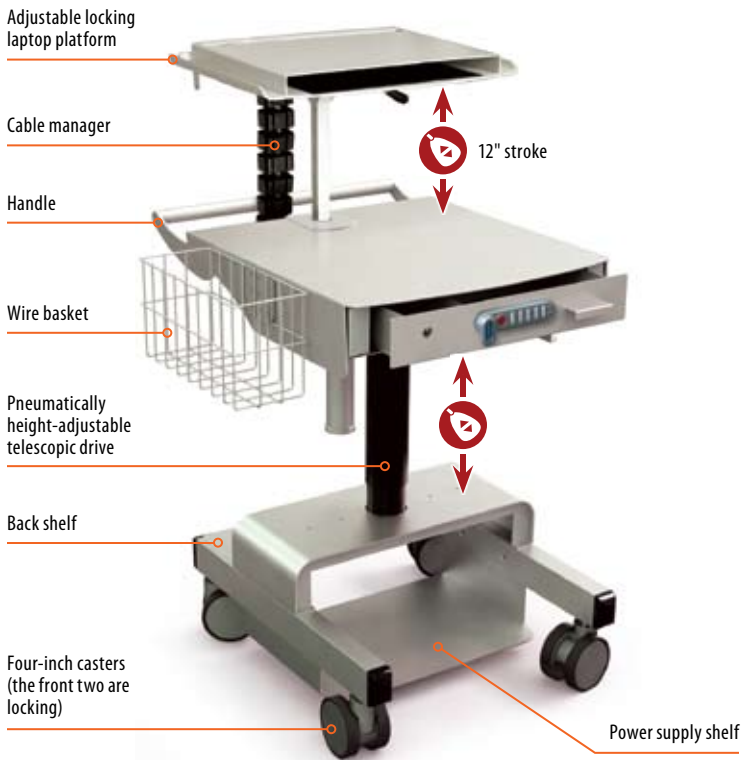
- Grommet-mount Monitor Arm # AFCPOLE
- Locking drawer
- Battery LED display
- Retractable keyboard tray with slide-out mouse tray
- Wire basket # WB-100
- Mouse holder # M001
- Handle
- 4" casters




L. Custom PC Cart™ (fixed height)

- Locking drawer
- Retractable keyboard tray with slide-out mouse tray
- Handle
- Six utility hooks
- Two base-mount CPU Holders # CPU-99
- Back modesty panel
- Locking enclosure fixed on the bottom shelf
- 4" casters


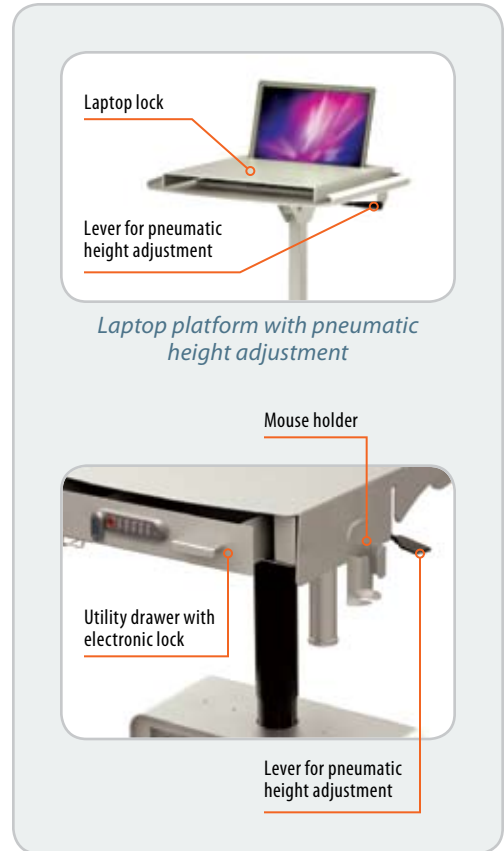
The PC Cart™ 500 also comes in **Dual** and **Deluxe** configurations. The **Dual PC Cart™ 500** allows for independent movement of two surfaces. The upper surface can be used as a laptop platform. The **Deluxe PC Cart™ 500** features electronic height adjustment.



Dual PC Cart™ 500 with utility drawer



Dual PC Cart™ 500 with power supply





Electronic Adjustment:

▪ SURFACE HEIGHT

Control switch for vertical adjustment

Electronically height-adjustable telescopic drive

Battery recharge cable

Power supply unit (battery included)

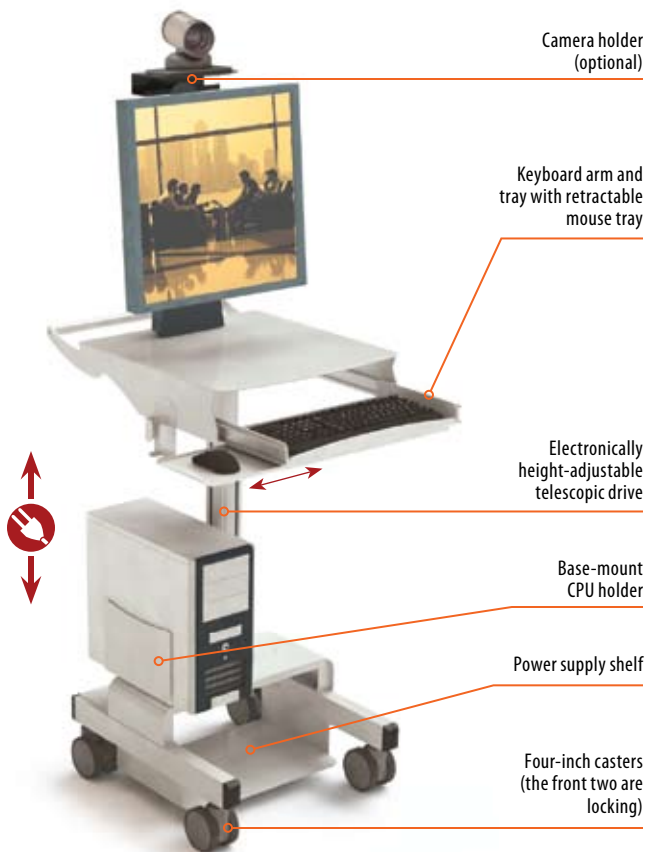
Four-inch casters (the front two are locking)

Deluxe PC Cart™ 500 with power supply



Standing position

M. Deluxe PC Cart™ 500 for one LCD monitor



Camera holder (optional)

Keyboard arm and tray with retractable mouse tray

Electronically height-adjustable telescopic drive

Base-mount CPU holder

Power supply shelf

Four-inch casters (the front two are locking)

Deluxe PC Cart™ 500



Seated position

N. Deluxe PC Cart™ 500 for two LCD monitors

Laptop and Tablet Carts



Laptop Cart # PC700LP
with laptop lock

The multi-functional and highly adaptable cart **PC700LP** designed to hold laptop and ideal for use in any space limited location. This cart offers a compact look, with a footprint of 19" and an overall height of less than 6" making the **PC700LP** suitable for small work areas. It's specially designed star-shaped base with 3-inch wheels delivers smooth and fluid mobility.

Features and Benefits


- All-metal body enables disinfections and clean-room use
- Built exclusively from cold-rolled steel with epoxy-powder-coated finish
- Pneumatic height adjustment
- Retractable keyboard tray with slide-out mouse tray
- Standard color: Textured Gray
- Multiple colors available (see page 95)
- 3" wheels (the front two are locking)
- Additional accessories available (see page 84)

Specifications

- Work surface size: 18"W x 16"D
- Height of work surface from the floor: ~30" to 42"
- Keyboard tray size: 16"W x 6"D
- Footprint: 22" star-shaped base

Optional

- Lockable laptop cover
- Locking metal drawer
- Pullout writing platform
- Retractable power cord
- Hook for cable



Lever for pneumatic height adjustment

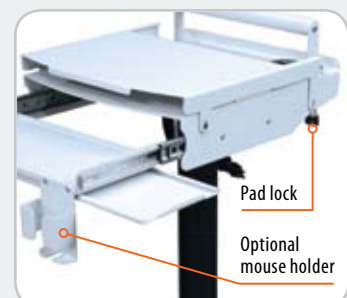
Hook for cable



Power strip with retractable cord



Lockable laptop cover



Pad lock

Optional mouse holder

Laptop cover lifts and locks with the pad lock

Our laptop cart # LPC200 has Integrated handles on the front and rear for ease of maneuverability. All major contact surfaces are made with antimicrobial material with smooth and contoured surfaces. Sliding mouse tray accommodates left and right hand users. An additional base weight increases stability of the laptop cart. We offer multiple color combinations for easy identification and match surrounding decor.

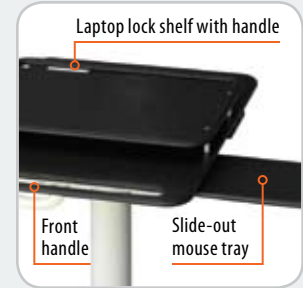
Optional Hot Swappable Power Supply provides uninterrupted power to your workstation wherever and whenever you need it. Simply swap out the drained out battery from the cart for a fully recharged battery in no time from the recharging station for continuous workflow.

Features and Benefits

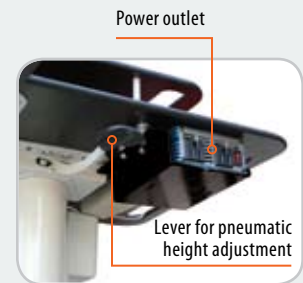
- Thorough disinfection for clean room use
- Built exclusively from cold-rolled steel with epoxy-powder-coated finish
- Integrated handles on the front and rear
- Pneumatic height adjustment
- Right and left slide-out mouse tray
- Multiple color combinations available: red, green, blue, putty, white, and black
- Five 4" twin casters (the front two are locking)
- Additional accessories available (see page 84)



Laptop Cart # LPC200LP with laptop lock shelf



Built-in handles on the front and rear for ease of maneuverability



Easy-to-see battery gauge mounted in clear sight makes assessing battery status a snap



Swappable batteries exchange easily and are positioned at an optimal work height to eliminate bending or squatting

Specifications

- Work surface size: 18"W x 25"D
- Height of work surface from the floor: ~28" to 44"
- Footprint: 23" diameter five-prong base

Optional

- Hot Swappable Power Supply / LiFe (lithium Iron battery) / Sealed Lead Acid battery (see page 29)
- Laptop lock shelf
- Wire basket
- Mouse/scanner holder
- Retractable power cord

A. Laptop Cart # LPC200

- 18"W x 14"D laptop lock shelf
- 18"W x 25"D plastic HDPE work surface with handle
- Slide-out mouse tray
- Footprint: 23" diameter five-prong base
- Additional base weight for increased stability
- Five 4" twin casters

B. Laptop Cart # LPC100 with wire basket

- Pneumatic height adjustment
- Height of work surface ranges from the floor: 27" to 37"
- Wire basket # WB-100
- Footprint: 23" diameter five-prong base
- Five 4" twin casters (the front two are locking)

**C. Laptop Cart # PC-S with stainless steel top**

- Pneumatic height adjustment
- Height of work surface ranges from the floor: 27" to 37"
- 24"Wx24"D stainless steel top
- Handle
- Footprint: 23" diameter five-prong base
- Five 4" twin casters (the front two are locking)

**D. Laptop Cart # LPC100 with drawer**

- Pneumatic height adjustment
- Height of work surface ranges from the floor: 31" to 41"
- Locking drawer
- Handle
- Footprint: 23" diameter five-prong base
- Five 4" twin casters (the front two are locking)

**E. Laptop Cart # LPC100 with wood top**

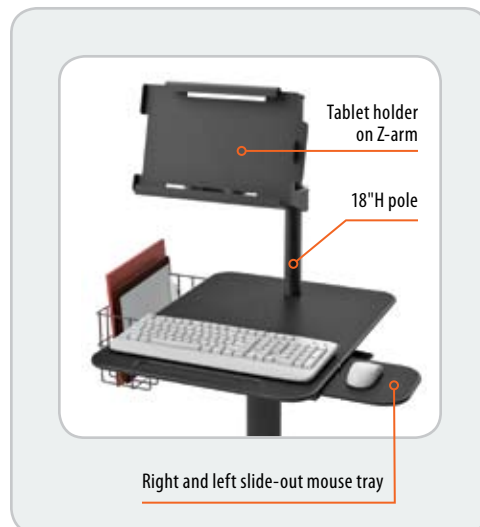

- Pneumatic height adjustment
- Height of work surface ranges from the floor: 27" to 37"
- 24"Wx24"D wood top
- Storage space
- Footprint: 23" diameter five-prong base
- Five 4" casters (the front two are locking)

**F. Laptop Cart with a fixed height**

- 20"W x 20"D phenolic work surface with two built-in handles
- Height of work surface from the floor: 42"
- Shelf for CPU/UPS or battery: 18"W x 18"D
- Four 4" twin casters (the front two are locking)

G. Tablet Cart # LPC300 with Z-series tablet holder and metal enclosure

- Tablet holder on Z-arm # AFCZ566
- Metal enclosure
- 18"W x 25"D phenolic work surface with handle
- Height of work surface ranges from the floor: 30" to 42"
- Right and left slide-out mouse tray
- Wire basket # WB-100
- Footprint: 23" diameter five-prong base
- Additional base weight for increased stability
- Five 4" twin casters



H. Tablet Cart # LPC300 with grommet-mount tablet holder and metal enclosure

- Grommet-mount arm # AFC01 with tablet holder
- Metal enclosure with removable side covers
- 18"W x 23"D phenolic work surface with handle
- Height of work surface ranges from the floor: 30" to 48"
- Both surface can tilt independently
- Footprint: 23" diameter five-prong base
- Additional base weight for increased stability
- Five 4" twin casters



I. Tablet Cart # PC-L

- Adjustable locking mechanism to hold tablet in place
- Height of work surface ranges from the floor: 30" to 40"
- Both surface can tilt independently
- Stationary holder
- Footprint: 23" diameter five-prong base
- Five 4" twin casters



Telescopic Cart™

The **Telescopic Cart™** is designed to accommodate tight spaces; the work surface is electronically height-adjustable to enhance comfort and ease of use, whether the operator is seated or standing. Mobile on stable locking casters, the strong, durable **Telescopic Cart™** can be stationed wherever needed and makes adding an extra workstation easy

and affordable. Available in different width and depth combinations, the cart can accommodate up to two flat panel or CRT monitors.

All sizes are customizable with grommet-mount or clamp-style monitor arms, multiple laminate finishes and colors, keyboard arms and trays, and larger casters for two additional inches of height.

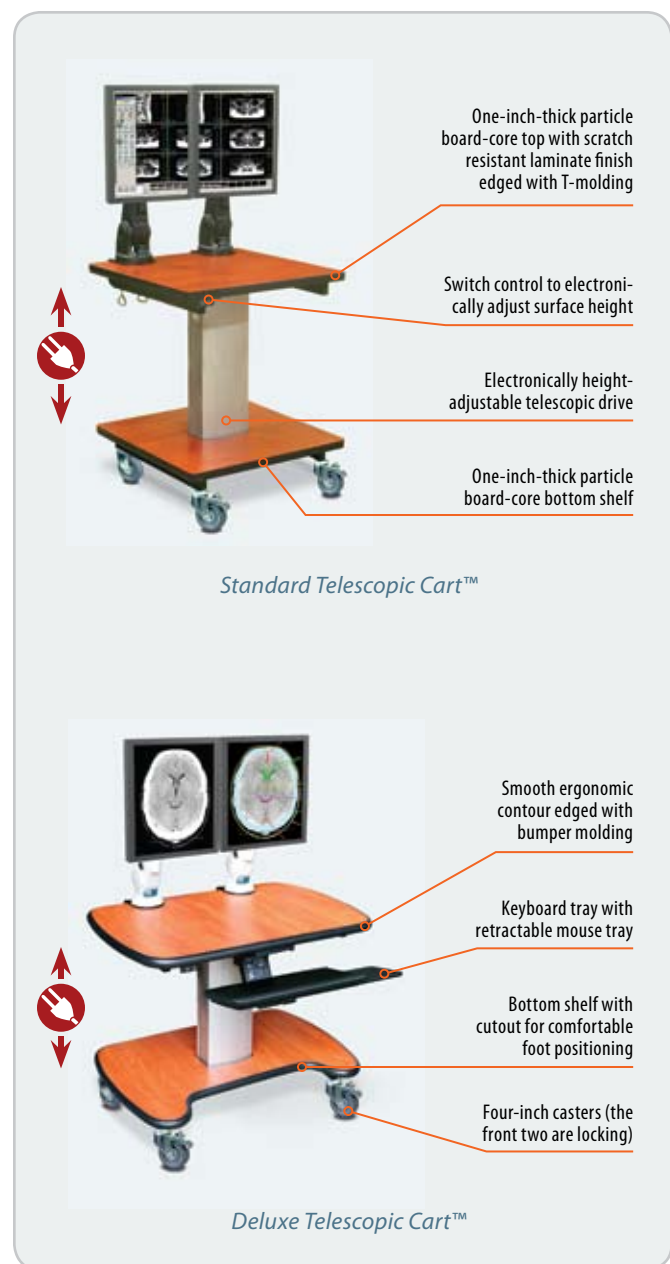
Features and Benefits

- Cold-rolled 11-gauge steel frame with epoxy-powder-coated finish
- Particle-board-core top with your choice of high-pressure laminate finish
- Chemical-resistant phenolic top and bottom surfaces available
- Work surface is electronically height-adjustable with optional electronic tilt
- Multiple colors available (for standard colors, see page 95)
- Four four-inch casters (the front two are locking)
- Glides and additional accessories available (see page 84)

Specifications

- Width: 24", 30", 36"
- Depth: 24", 30", 36"
- Height of work surface from the floor: 30" to 46"

Telescopic Cart™ Sizes		
24"W x 24"D	30"W x 24"D	36"W x 24"D
24"W x 30"D	30"W x 30"D	36"W x 30"D
24"W x 36"D	30"W x 36"D	36"W x 36"D
Accommodates one flat panel monitor	Accommodates up to two flat panel monitors	Accommodates up to two flat panel monitors



Configure your own Telescopic Cart™ with our **INTERACTIVE BUILDER** at www.afcindustries.com/telescopiccart

Electronic Adjustment:

- SURFACE HEIGHT
- SURFACE TILT (OPTIONAL)



Work Surface Shapes¹

¹ Availability of shape depends on size of the cart



- A. Telescopic Cart™ LTC4236-01 (42"W x 36"D):**
- L-shape work surface
 - Grommet-mount Z-arm # AFCZ588-02
 - Swinglift Keyboard Arm # KA7001
 - CPU Holder # CPU 13-25
 - LED Task Light # TAL400



12.2" vertical travel of the Swinglift Keyboard Arm allows use of keyboard and mouse while seated or standing up

Tilted position (electronic tilt from -5° to +10°)



- B. Telescopic Cart™ 36"W x 30"D with electronically tilting work surface¹**

¹ Shown with custom base

C. Telescopic Cart™ 30"W x 30"D:

- Standard work surface shape
- Chemical-resistant phenolic work surface and bottom shelf
- Grommet-mount twin Monitor Arm # AFCPOLE2MH-1



Grommet-mount Twin Monitor Arm # AFCPOLE2MH-1

D. Telescopic Cart™ 24"W x 24"D:


- Deluxe work surface shape
- Clamp-mount twin Monitor Arm # AFCPOLE2MH-1
- Retractable Keyboard Tray # KB01
- CPU Holder
- Wire Basket # WB-100
- Wire Manager # WMF100
- CPU Holder # CPU-99



Wire basket

E. Telescopic Cart™ 24"W x 24"D:

- Deluxe work surface shape
- Clamp-mount Monitor Arm # AFCFLEXOARM
- Keyboard Arm # KA6000
- Keyboard Tray # TR2000 with retractable Mouse Tray
- Two foldable extensions



Foldable extension

F. Telescopic Cart™ 30"W x 24"D:

- Corner work surface shape
- Keyboard Arm # KA6000
- Keyboard Tray # TR2000 with retractable Mouse Tray

**G. Telescopic Cart™ 30"W x 24"D:**

- Corner work surface shape



Plasma Cart™

As technology has become an integral part of the workflow, the need for easy, convenient data access has grown. The **Plasma Cart™** is a durable, sturdy, and adjustable mobile solution for data and video access. Applications include teaching and training, meetings and presentations, teleconferences, telemedicine, signage and more, spanning sectors including government, military and other mission critical, commerce, healthcare, education and beyond.

The **Plasma Cart™** allows you to strategically bring a large flat screen and related electronic equipment wherever

they are needed. It accommodates large flat screens with allowing tilt from -5° to +15°. All components of the **Plasma Cart™** are height adjustable. Internal wire management is enclosed by easy-to-remove access panels.

The **Plasma Cart™** can be configured according to the user's specific needs and enhanced with multiple options, such as double-monitor holder, retractable keyboard and laptop tray, additional shelves, CPU holder, camera holder for teleconferencing, telemedicine, and filming applications.



Plasma Cart™ XLCD200-01

Features and Benefits

- Fits multiple size flat screens
- Monitor mount tilts from -5° to +15°
- Mobile and stable
- All components are individually height adjustable
- Built-in cable management with removable access panel
- Standard colors — Textured Gray and Black
- Multiple colors available (for standard colors, see page 95)
- Four-inch casters (the front two are locking)

Optional

- Multiple monitor holder (picture on the bottom right)
- Retractable keyboard/laptop tray
- Additional shelves
- CPU holder
- Camera holder
- Surge suppressor
- Glides and additional accessories (see page 84)

Specifications


- Utility shelf: 18"W x 16"D
- Footprint: 30"W x 30"D
- Overall height from the floor: 62"



Plasma Cart™ XLCD300-01



The Plasma Cart™ provides a mobile display wherever it is needed, perfect for both public spaces and meeting rooms.



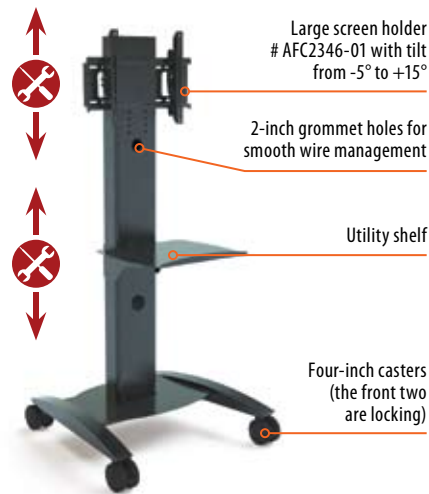
Built-in cutouts for cable management



A surge suppressor can be mounted out of sight, inside the cable management channel



Built-in cable management provides a neat and safe solution for wires, which are tucked away behind an easily removable access panel



Front view



Back view

A. Plasma Cart™ XLCD500

- Two Monitor Arms # AFC22
- Z-series Keyboard Arm & Tray with retractable Mouse Tray # WM-ZKB-1
- Handle
- Two utility shelves
- Printer shelf
- Footprint: 30"W x 30"D
- Four 4" casters



Front view

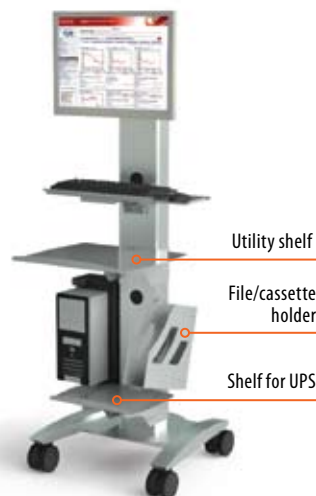
Back view

Our Mini Plasma Cart™ series accommodate screens between 24"– 38" and have all standard features of XLCD series in a smaller footprint with the option for height adjustable components.

1 Will work with smaller sizes and depending on the weight of the screen

B. Mini Plasma Cart™ MLCD200-01

- Monitor Arm # AFC22
- Retractable Keyboard Arm & Tray # WM-TR-M with slide-out Mouse Tray
- Utility shelf: 18"W x 18"D
- CPU Holder # CPU 13-25
- File/cassette holder
- Shelf for UPS: 14"W x 12"D
- Footprint: 24"W x 24"D
- Four 4" casters



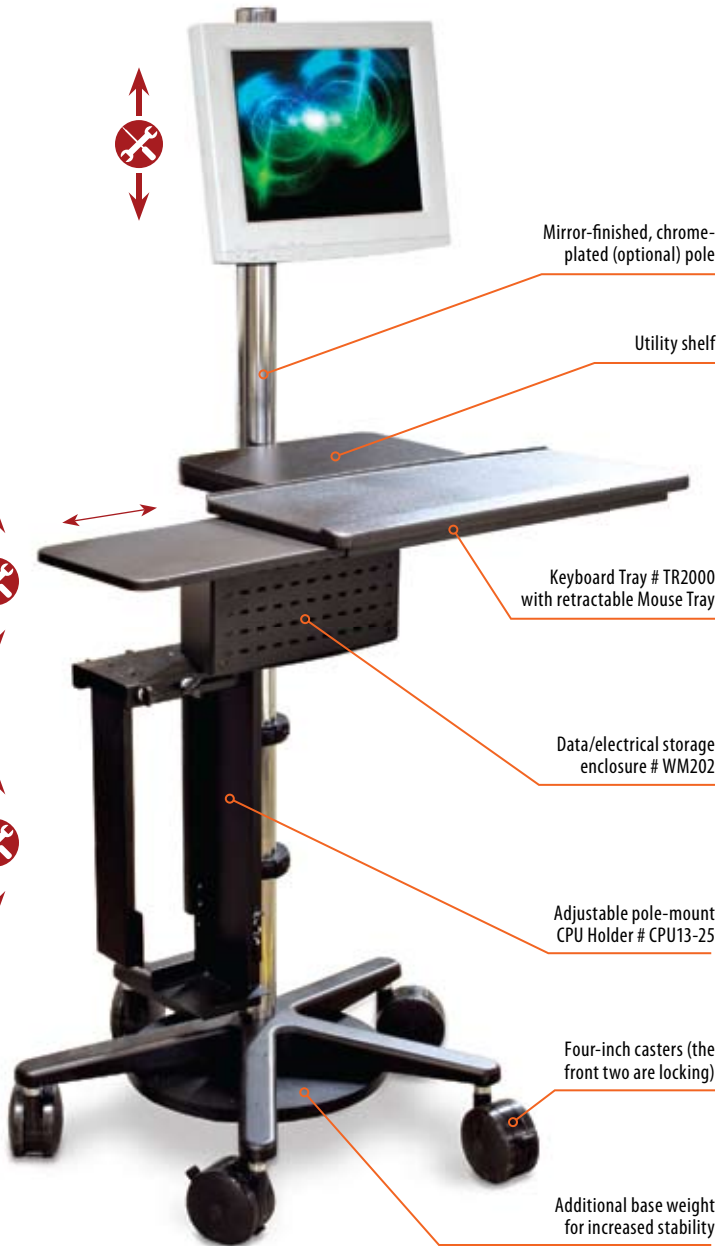
All components are height adjustable

C. Mini Plasma Cart™ MLCD400-01

- Monitor Arm # AFC22
- Lockable enclosure with retractable Keyboard Tray and slide-out Mouse Tray
- Wire Basket # WB-100
- CPU Holder # CPU-101
- Straight base: 30"W x 26"D
- Four 4" casters



Pole Cart™



Pole Cart™ MPC200

The compact size and adaptable nature of the Pole Cart™ make it highly useful in a variety of applications and perfect for tight, high-traffic areas. It easily moves a computer system from one location to another and supports up to two flat-panel monitors, a keyboard, and a CPU.

The Pole Cart™ can be adjusted from a seated to a standing position.

Features and Benefits


- Steel pole with built-in wire management (View B)
- Available with laminate, square metal base, or five-prong metal base
- All individual components are height-adjustable and can be rotated 360 degrees around the pole
- Pole finish:
 - Mirror-finished chrome-plated or
 - Multiple colors available (for standard colors, see page 95)
- Four-inch casters (two of them locking)
- Additional accessories available (see page 84)

Specifications

- Pole: 2" outside diameter
- Footprint:
 - Square base — 21"W x 21"D
 - Five-prong base — 26" diameter
- Overall height from the floor: 60", 72"



Pole-mount Monitor Arm # AFC22 with tilt & pan movements



Steel pole with cutouts (two front and one rear) for wire management



Optional Z-series Arm for two LCD monitors # AFCZ588-02

A. Pole Cart™ MPC200

- Black epoxy-powder-coated finish pole with built-in cutout for wire management
- Pole-mount Monitor Arm # AFC22
- Utility shelf
- Keyboard Tray # TR2000 with retractable Mouse Tray
- Two pole-mount CPU Enclosures # CPU-09
- Additional base weight for increased stability
- Five 4" casters

**D. Pole Cart™ MPC200 with laminate base**

- Black epoxy-powder-coated finish pole
- Pole-mount Monitor Arm # AFC22
- Laminate utility shelf
- Metal Keyboard Tray with retractable Mouse Tray
- Adjustable pole-mount CPU Holder # CPU13-25
- Laminate base edged with bumper molding
- Four 4" casters

**B. Pole Cart™ MPC200**

- Black epoxy-powder-coated finish pole with built-in cutout for wire management
- Pole-mount Monitor Arm # AFC22
- Handle
- Utility shelf
- Keyboard Tray # TR2000 with retractable Mouse Tray
- Data/electrical storage enclosure # WM202
- Adjustable pole-mount CPU Holder # CPU13-25
- Additional base weight for increased stability
- Five 4" casters

**E. Pole Cart™ MPC200 with square metal base**

- Black epoxy-powder-coated finish pole
- Pole-mount Z-arm # AFCZ500-01
- Metal Keyboard Tray with retractable Mouse Tray
- Adjustable pole-mount CPU Holder # CPU13-25
- Square metal base
- Four 4" casters

**C. Pole Cart™ MPC200**

- Black epoxy-powder-coated finish pole with built-in cutout for wire management
- Pole-mount Twin Monitor Arm # AFCPOLE2MH-1
- Handle
- Utility shelf
- Keyboard Tray # TR2000 with retractable Mouse Tray
- Data/electrical storage enclosure # WM202
- Retractable Power Cord # RPC-101
- Two pole-mount CPU Holders # CPU-101
- Additional base weight for increased stability
- Five 4" casters

**F. Pole Cart™ MPC200 with square metal base**

- Black epoxy-powder-coated finish pole
- Pole-mount Z-arm # AFCZ500-02
- Keyboard Tray # TR2000 with retractable Mouse Tray
- Adjustable pole-mount CPU Holder # CPU13-25
- Square metal base
- Four 4" casters



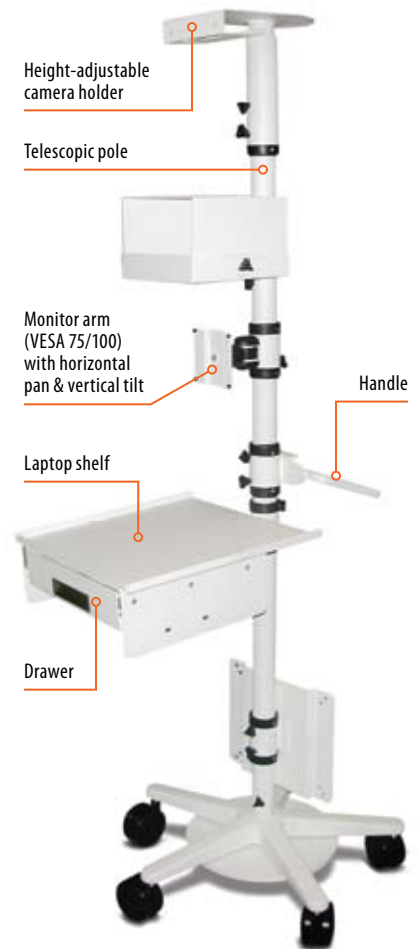
As telemedicine rapidly develops where medical information is transferred for the purpose of consulting, and sometimes remote medical procedures or examinations, AFC Industries offers the **Pole Cart™** equipped with a camera holder.

Useful for bedside patient interaction from your home or office, or when health professionals discussing a case over the telephone, or as complex as using satellite technology and videoconferencing equipment to conduct a real-time consultation between medical specialists in two different countries.



G. Pole Cart™ MPC200

- Gray epoxy-powder-coated finish pole with built-in cutout for wire management
- Height-adjustable camera holder
- Handle
- 18"Wx16"D shelf with drawer
- Speaker shelf
- Wire basket # WB-100
- Pole-mount CPU Holder # CPU-101
- Additional base weight for increased stability
- Five 4" casters



Height-adjustable camera holder

Telescopic pole

Monitor arm (VESA 75/100) with horizontal pan & vertical tilt

Handle

Laptop shelf

Drawer



H. Pole Cart™ MPC200

- Mirror-finished, chrome-plated pole with built-in cutout for wire management
- Pole-mount camera shelf
- Pole-mount Monitor Arm # AFC22 with tilt & pan movements
- Pole-mount scanner Holder # S01
- Handle
- Pole-mount laptop platform
- Pole-mount CPU cradle
- Wire Manager
- Base-mount CPU cradle
- Additional base weight for increased stability
- Five 4" casters

I. Pole Cart™ MPC600_CSX_07

- Gray epoxy-powder-coated finish telescopic pole
- Height-adjustable camera holder
- Transmitter holder
- Pole-mount Monitor Arm # AFC17H
- Handle
- Laptop shelf with drawer
- Mounting bracket for transformer
- Additional base weight for increased stability
- Five 4" casters



Pole Cart™ is perfect for tight, high-traffic areas

47

We also offer a Pole Station™ with a round metal base that is fixed to the floor¹

J. Pole Station™ # FPP

- Gray epoxy-powder-coated finish pole with built-in cutout for wire management
- Z-series Monitor Arm # AFC500-01
- Z-series Keyboard Arm with retractable Mouse Tray # ZKB-P
- Pole-mount CPU Holder # CPU-101
- Floor-mounted 16" diameter metal base



K. Pole Station™ # FPP

- Black epoxy-powder-coated finish pole with built-in cutout for wire management
- Pole-mount Monitor Arm # AFC22
- Two utility shelves
- Pole-mount Scanner Holder # S01
- Metal Keyboard Tray with retractable Mouse Tray
- Two Wire Baskets # WB-100
- Pole-mount CPU Holder # CPU-101
- Printer shelf
- Floor-mounted 16" diameter metal base



¹ Has to be bolted

CARTS & RACKING SYSTEMS



Carts & Racking Systems enhance and organize your workspace

AFC understands the need to implement ergonomics in all work environments, which is why our carts and racking systems are designed and manufactured to fit the end users. On-staff engineers can customize carts and racking systems to meet your specific requirements. "Studies have shown that ergonomic improvements result in productivity increases, dramatic increases in worker satisfaction, and a significant decrease in workplace injuries." (www.HealthyComputing.com)

SmartRack™

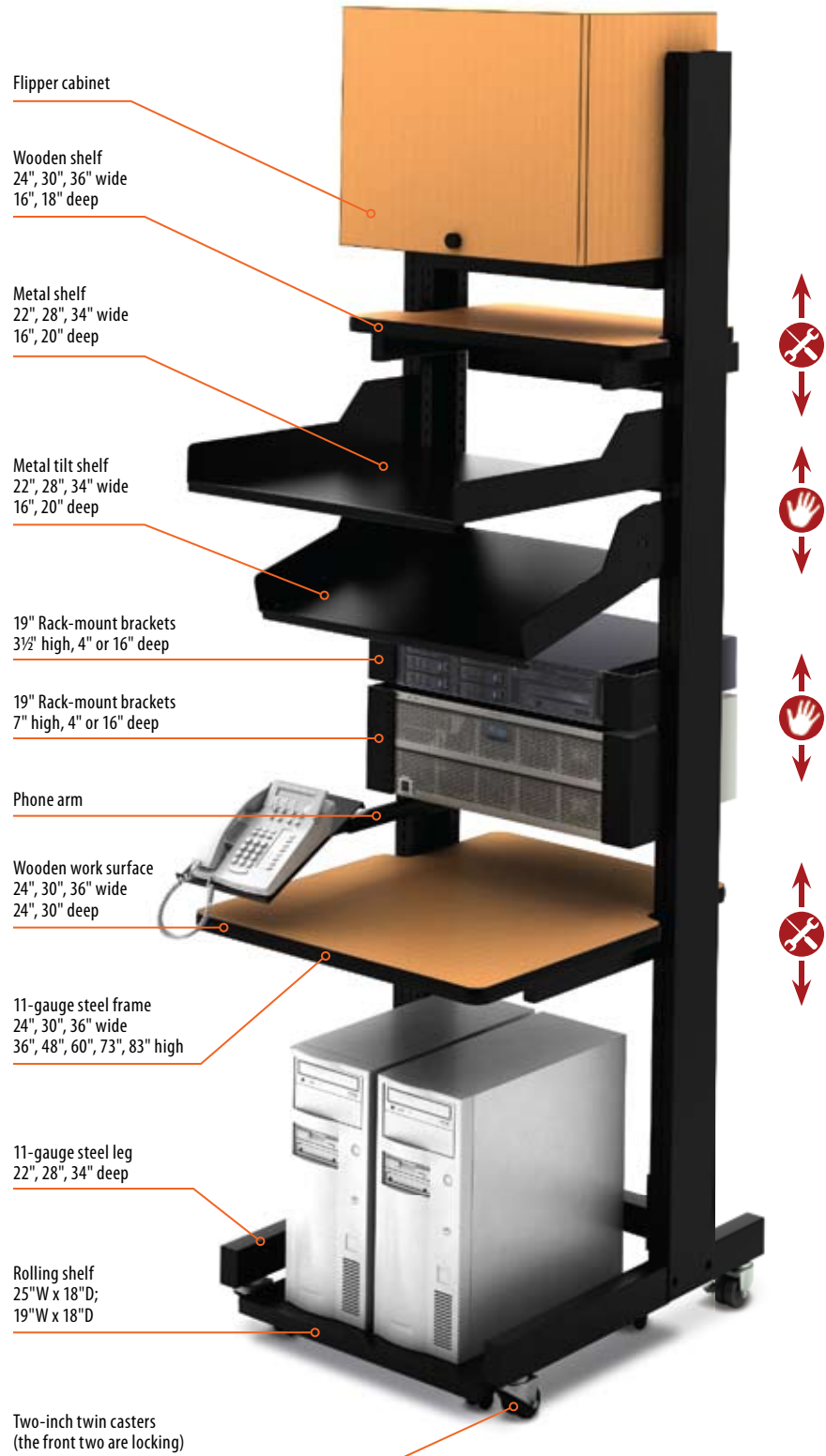
The SmartRack™ is a modular space-saving solution that accommodates a variety of technical equipment. Highly versatile, it comes in multiple configurations for mounting LCDs, CRTs, CPUs, and all standard 19-inch rack-mount equipment.

Features and Benefits

- Cold-rolled 11-gauge steel frame with epoxy-powder-coated finish
- Particle-board-core top with your choice of high-pressure laminate finish
- Customized Ergonomic and Standard work surfaces available edged with T-molding/bumper molding
- Work surface and shelves are height-adjustable in one-inch increments
- Customized metal or wood shelves, fully adjustable and tiltable
- Multiple colors available (for standard colors, see page 95)
- Built-in wire-management conduits
- Two-inch casters (the front are locking)
- Glides and additional accessories available (see page 84)

Specifications

- Width of frame: 24", 30", 36"
- Depth: 24", 30", 36"
- Height of frame: 36", 48", 60", 73", 83"



SmartRack™ Basic Components



A. SmartRack™
30"W x 30"D x 76"H:

- 30" wide frame
- Top metal tilt shelf
- Middle metal shelf
- Rack-mount brackets 7"H x 16"D
- Rack-mount brackets 7"H x 4"D
- Standard work surface shape
- Keyboard Arm # KA6000
- Keyboard Tray # TR2000 with retractable Mouse Tray
- Flushed bottom shelf
- 2" twin casters



B. SmartRack™
30"W x 36"D x 76"H:

- 30" wide frame
- Metal top shelf
- Rack-mount brackets 7"H x 4"D
- Z-series Monitor Arm # AFCZ500-01
- Adjustable Phone Arm # TA001
- Standard work surface shape
- Keyboard Arm # KA6000
- Keyboard Tray # TR2000 with retractable Mouse Tray
- Rolling shelf
- 2" twin casters



C. SmartRack™
30"W x 30"D x 86"H:

- 30" wide frame
- Flipper cabinet # FC
- Metal shelf
- Standard work surface shape
- Z-series Arm for two LCD monitors # AFCZ500-02
- Keyboard Arm # KA6000
- Keyboard Tray # TR2000 with retractable Mouse Tray
- Adjustable CPU Holder # CPU13-25
- 2" twin casters



D. SmartRack™
30"W x 30"D x 86"H:

- 30" wide frame
- Flipper cabinet # FC
- Six plastic bins
- Standard work surface shape
- 2" twin casters



E. SmartRack™
30"W x 30"D x 86"H:

- 30" wide frame
- Flipper cabinet # FC
- Wooden middle shelf
- Standard work surface shape
- Z-series monitor Arm # AFCZ500-01
- Keyboard Arm # KA6000
- Keyboard Tray # TR2000 with retractable Mouse Tray
- 2" twin casters



F. SmartRack™
36"W x 30"D x 86"H:

- 36" wide frame
- Metal tilt shelf
- Two wooden shelves
- Keyboard Arm # KA6000
- Keyboard Tray # TR2000
- Standard work surface shape
- Swinglift Keyboard Arm # KA7001
- Keyboard Wrist Rest # WR006
- Wall Mount # WM-RK-1M
- Rolling shelf
- 2" twin casters



G. SmartRack™
60"W x 30"D x 76"H:

- Two 30" wide frames
- Two metal top shelves
- Metal tilt shelf
- Rack-mount brackets 7"H x 4"D
- Adjustable Phone Arm # TA001
- Standard work surface shape
- Z-series monitor Arms # AFCZ500-01 and # AFCZ500-02
- Two Keyboard Arms # KA6000
- Two Keyboard Trays # TR2000 with retractable Mouse Tray
- Two rolling shelves
- 2" twin casters



IntelliCart™

Featuring cutting-edge design and flexibility, the IntelliCart™ gives you the versatility and mobility you have been looking for. Its soothing, fluid lines bring a relaxing touch to busy work environments.

With an elegant yet simple design, it is a strong and comfortable workstation that will last a lifetime.

Features and Benefits

- Cold-rolled 11-gauge steel frame with epoxy-powder-coated finish
- Particle-board-core top with your choice of high-pressure laminate finish
- 16" deep top shelf and 18" deep bottom shelf
- Work surface and shelves edged with bumper molding
- Work surface is height-adjustable in one-inch increments
- Customized ergonomic work surfaces available
- Multiple colors available (for standard colors, see page 95)
- Two-inch or four-inch casters (two of them locking)
- Glides and additional accessories available (see page 84)

Work Surface Shape



One-inch-thick particle board-core top with scratch resistant laminate finish edged with bumper molding

11-gauge steel upright with concealed mounting holes in one-inch increments to adjust surface's height

Two-inch twin casters (the front two are locking)

11-gauge steel frame for maximum durability

One-inch-thick particle board-core bottom shelf edged with bumper molding



Specifications

- Width: 36", 48", 60", 72"
- Depth: 30", 36"
- Height from the floor:
Work surface: 30"
Top shelf: 36"



Swinglift keyboard arm in seated position with tilt



Swinglift keyboard arm in standing position



Tilt from -15° to +10°

Swinglift keyboard arm in standing position with tilt

Optional Swinglift Keyboard Arm

A. IntelliCart™
36"W x 30"D x 36"H:

- Top shelf
- Two clamp-mount Monitor Arms # AFC02
- Keyboard Arm # KA6000
- Keyboard Tray # TR2000 with retractable Mouse Tray
- Flushed bottom shelf
- 4" casters



B. IntelliCart™
36"W x 30"D x 36"H:

- Top shelf
- Clamp-mount Monitor Arm # AFC02
- Swinglift Keyboard Arm # KA7001
- Flushed bottom shelf
- 2" twin casters



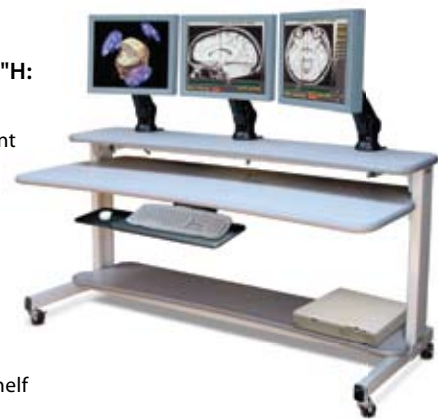
C. IntelliCart™
48"W x 30"D x 36"H:

- Top shelf
- Two clamp-mount Monitor Arms # AFC02
- Keyboard Arm # KA6000
- Keyboard Tray # TR2000 with retractable Mouse Tray
- Flushed bottom shelf
- 2" twin casters



D. IntelliCart™
72"W x 36"D x 36"H:

- Top shelf
- Three clamp-mount Monitor Arms # AFC02
- Keyboard Arm # KA6000
- Keyboard Tray # TR2000 with retractable Mouse Tray
- Flushed bottom shelf
- 2" twin casters



E. IntelliCart™
48"W x 30"D x 72"H:

- Flipper cabinet # FC
- Middle shelf
- Swinglift Keyboard Arm # KA7001
- Handle
- Flushed bottom shelf
- 2" twin casters



F. IntelliCart™
48"W x 30"D x 72"H:

- Flipper cabinet # FC
- Middle shelf
- Swinglift Keyboard Arm # KA7001
- CPU Holder # CPU-05
- Flushed bottom shelf
- 2" twin casters



SmartCart™

The versatility offered by AFC's SmartCart™ makes it a wonderful addition to any work environment. With virtually limitless configurations and customization, this cart fits your needs perfectly. All SmartCarts™ are exclusively built from reinforced steel with pressurized scratch-resistant laminate surfaces, making them extremely strong and durable.

Choose from any combination of features and let us create the SmartCart™ that is right for you. No matter what your workplace requirements, you will find that our ergonomically designed SmartCarts™ enhance productivity and give you a lifetime of dependable and enjoyable service.



Features and Benefits

- Cold-rolled 11-gauge steel frame with epoxy-powder-coated finish
- Particle-board-core top with your choice of high-pressure laminate finish
- Customized ergonomic and standard work surfaces available edged with T-molding/bumper molding
- Work surface and shelves are height-adjustable in one-inch increments
- 16" deep split bottom shelf on either one or both sides provides leg space; full-length bottom shelf accommodates CPU or other computer-related equipment
- Multiple colors available (for standard colors, see page 95)
- Two-inch or four-inch casters (two of them locking)
- Glides and additional accessories available (see page 84)

Specifications

- Width: 18", 24", 30", 36", 48", 60", 72", 84", 96"
- Depth: 18", 24", 30", 36"
- Height of work surface from the floor:
 seated position: 30"– 36"
 standing position: 42"



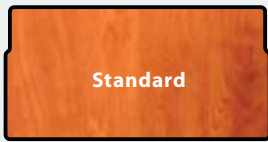
Configure your own SmartCart™ with our **INTERACTIVE BUILDER** at www.afcindustries.com/smartcart

A. SmartCart™ 18"W x 20"D x 42"H:

- Standard work surface shape
- Clamp-mount Monitor Arm # AFC02
- Keyboard Arm # KA6000
- Keyboard Tray # TR2000 with retractable Mouse Tray
- Storage cabinet
- 4" casters

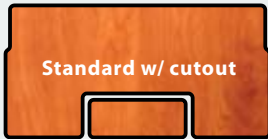


Work Surface Shapes



Standard

for all widths



Standard w/ cutout

for tables 48" wide and up



Soft Ergonomic

for all widths



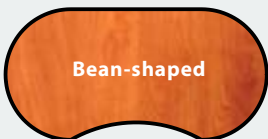
Light Ergonomic

for tables 60" wide and up




Deep Ergonomic

for tables 48" wide and up



Bean-shaped

for tables 48" wide and up



Ergonomic Hexagon

for tables 60" wide and up



Wave

for tables 48" wide and up

B. SmartCart™ 24"W x 18"D x 44"H:

- Standard work surface shape
- Clamp-mount Monitor Arm # AFC02
- Keyboard Arm # KA6000
- Keyboard Tray # TR2000 with retractable Mouse Tray
- Middle shelf
- Metal Film Box # FB-200
- Flushed bottom shelf
- 2" twin casters

**C. SmartCart™ 24"W x 24"D x 30"H:**

- Standard work surface shape
- Retractable Keyboard Tray # KB01
- Side mount CPU Holder
- Glides

**D. SmartCart™ 24"W x 24"D x 42"H:**

- Standard work surface shape
- Clamp-mount Monitor Arm # AFC02
- Retractable Keyboard Tray # KB01
- Drawer
- Flushed bottom shelf
- 4" casters

**E. SmartCart™ 30"W x 24"D x 30"H:**

- Standard work surface shape
- Clamp-mount Monitor Arm # AFCPOLE
- Retractable Keyboard Tray # KB01
- Split bottom shelf
- Glides





Available in a variety of configurations, this cart can do any job. Its mobility enables it to go right to the action or, when necessary, stay out of the way.

F. SmartCart™ 30"W x 30"D x 54"H¹:

- Top shelf
- Standard work surface shape
- Clamp-mount Z-arm # AFCZ500-02
- 2" twin casters

1 shown with two-door cabinet



G. SmartCart™ 48"W x 30"D x 54"H²:

- Top shelf
- Standard work surface shape
- Clamp-mount Z-arm # AFCZ500-02
- CPU Holder # CPU 13-25
- 2" twin casters

2 shown with one and two-door cabinets



H. SmartCart™ 60"W x 30"D x 54"H:

- Top shelf
- Standard work surface shape
- Clamp-mount Z-arm # AFCZ500-02
- Pedestal with 2 drawers # P2FF15MF
- CPU Enclosure
- 2" twin casters



- I. Custom SmartCart™**
48"W x 36"D x 42"H:
- Standard work surface shape
 - Z-arm # AFCZ500-02
 - Two Phone Arms # TA002
 - Pencil Drawer # PD002
 - Two adjustable CPU Holders # CPU13-25
 - Slatwall
 - Glides



- J. SmartCart™**
84"W x 34"D x 30"H:
- Custom work surface shape
 - Clamp-mount Z-arm # AFCZ500-02
 - Keyboard Arm # KA6000 with wooden keyboard tray
 - Two split bottom shelves
 - Glides



- K. SmartCart™**
84"W x 36"D x 30"H:
- Ergonomic Hexagon with Cutout work surface shape
 - Swinglift Keyboard Arm # KA7001
 - Clamp-mount Z-arm # AFCZ500-02
 - Bottom shelf
 - Glides



- L. SmartCart™**
60"W x 24"D x 76"H:
- Flipper cabinet with two doors # FC
 - Standard work surface shape
 - Grommet-mount Monitor Arm # AFC01
 - Task Light # TAL200A
 - Phone Arm # TA002
 - Keyboard Arm # KA6000
 - Keyboard Tray # TR2000 with retractable Mouse Tray
 - Film Box # FB-100-1 and storage cabinet on bottom shelf
 - Mobile CPU Cradle # CPU-02
 - 2" twin casters



- M. SmartCart™**
36"W x 30"D x 30"H:
- Standard work surface shape
 - Telescopic Monitor Arm
 - Flushed bottom shelf
 - 2" twin Casters

Back view

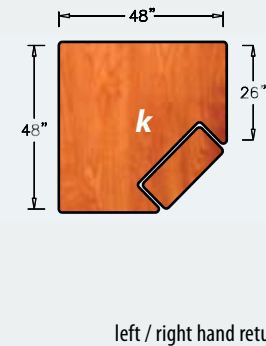
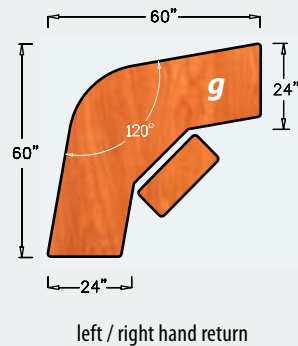
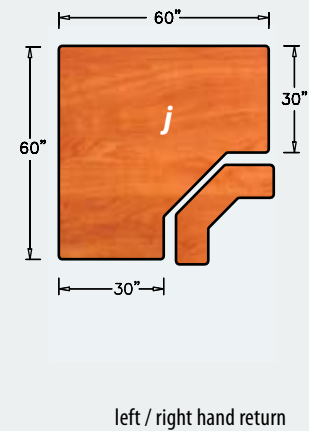
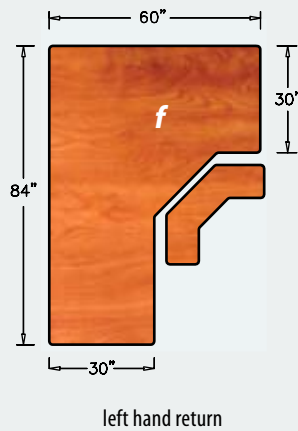
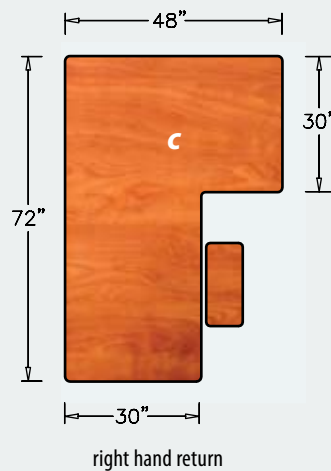
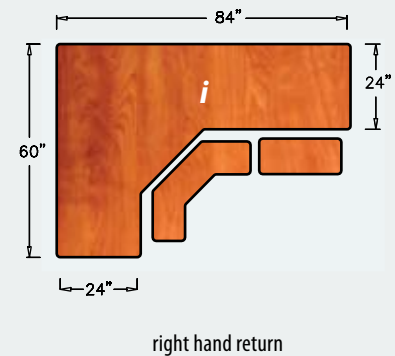
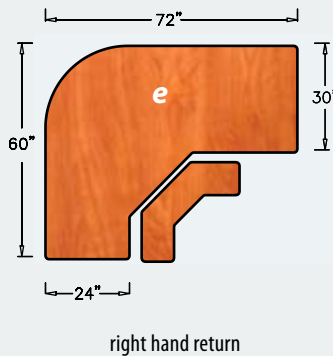
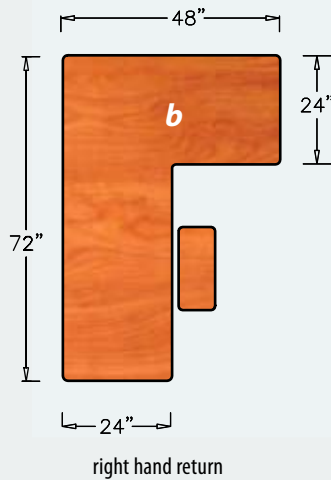
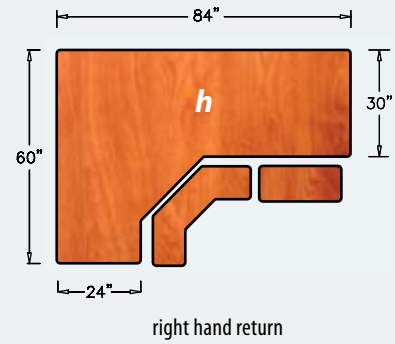
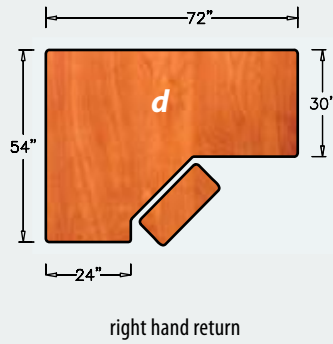
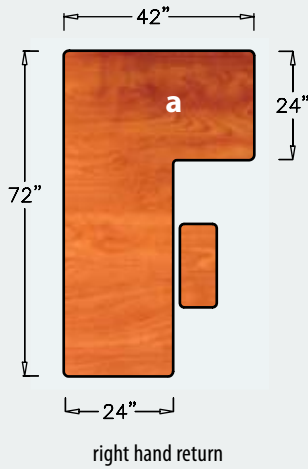


The Telescopic Arm allows the user:

- to stow the monitor below the work surface when not in use
- to rotate screen 180° for training purposes

A variety of "L" and corner configurations are available. Select the shape and size best suited to your application, or call us for a customized solution.

"L" and Corner Work Surface Configurations





N. SmartCart™
32"W x 32"W x 38"H:

- Top shelf
- Corner work surface shape
- Keyboard Arm # KA6000
- Keyboard Tray # TR2000 with retractable Mouse Tray
- Flushed bottom shelf
- 2" twin casters



O. SmartCart™
40"W x 40"W x 38"H:

- Top shelf
- Corner work surface shape
- 2" twin casters



P. SmartCart™
48"W x 48"W x 42"H:

- Custom work surface shape
- Retractable Keyboard Tray # KB01
- 2" twin casters

Q. SmartCart™
60"W x 39"W x 30"H:

- Corner work surface shape
- Keyboard Arm # KA6000
- Keyboard Tray # TR2000 with retractable Mouse Tray
- Split bottom shelf
- 2" twin casters



Thin client

R. SmartCart™
93"W x 46"W x 30"H:

- Half-moon work surface shape edged with bumper molding
- Three clamp-mount Z-arms # AFCZ500-01
- Keyboard Arm # KA6000
- Keyboard Tray # TR2000 with retractable Mouse Tray
- Flushed bottom shelf
- 4" casters

S. SmartCart™
96"W x 72"W x 76"H:

- Flipper cabinet # FC
- Middle shelf
- Custom work surface shape edged with bumper molding
- Back modesty panel
- 2" twin casters



OmniBus™



60

The **OmniBus™** provides maximum equipment support with a flexible profile that allows you to combine carts of different widths and heights.

Call us with your specific needs and we will customize an **OmniBus™** suited to your requirements.

Features and Benefits

- Cold rolled 11-gauge steel frame with epoxy-powder coated finish
- Particle-board-core top with your choice of high pressure laminate finish
- Customized ergonomic and standard work surfaces available edged with T-molding/bumper molding
- Work surface and shelves are height adjustable in one-inch increments
- Multiple colors available (for standard colors, see page 95)
- 2" or 4" casters (two of them locking)
- Glides and additional accessories available (see page 84)

Specifications

- Width: each side can be either
18", 24", 30", or 36" wide

Any combination of these 4 widths is possible, so the total widths for the **OmniBus™** are:

36", 42", 48", 54", 60", 72"

- Depth: 18", 24", 30", 36"
- Height: up to 72" from the floor

A. OmniBus™
36"W x 30"D x 42"H:

- Standard work surface shape
- Clamp-mount Monitor Arm # AFC02
- Keyboard Arm # KA6000 with custom Keyboard Tray
- Middle shelf
- Side shelf
- Unflushed bottom shelf
- Flushed bottom shelf
- 4" Casters



B. OmniBus™
48"W x 36"D x 48"H:

- Top shelf
- Standard work surface shape
- Two clamp-mount Monitor Arms # AFC02
- Keyboard Arm # KA6000
- Keyboard Tray # TR2000 with retractable Mouse Tray
- Side shelf
- Unflushed bottom shelf
- Flushed bottom shelf
- 2" twin casters



C. OmniBus™
48"W x 36"D x 48"H:

- Top shelf
- Standard work surface shape
- Clamp-mount Z-arm # AFCZ500-02
- Side Shelf
- Common flushed bottom shelf
- 4" casters



D. OmniBus™
48"W x 30"D x 54"H:

- Top shelf
- Standard work surface shape
- Side shelf
- Unflushed bottom shelf
- Flushed bottom shelf
- 4" casters



E. Custom OmniBus™
48"W x 14"D x 48"H:

- Standard work surface shape
- Keyboard Arm # KA6000
- Keyboard Tray # TR2000 with retractable Mouse Tray
- Two side shelves
- Common flushed bottom shelf
- Glides

Keyboard arm # KA6000 allows the tray to tilt and pivot in any direction

F. OmniBus™
60"W x 30"D x 48"H:

- Top shelf
- Standard work surface shape
- Unflushed bottom shelf
- Flushed bottom shelf
- Side and back modesty panels
- 2" twin casters

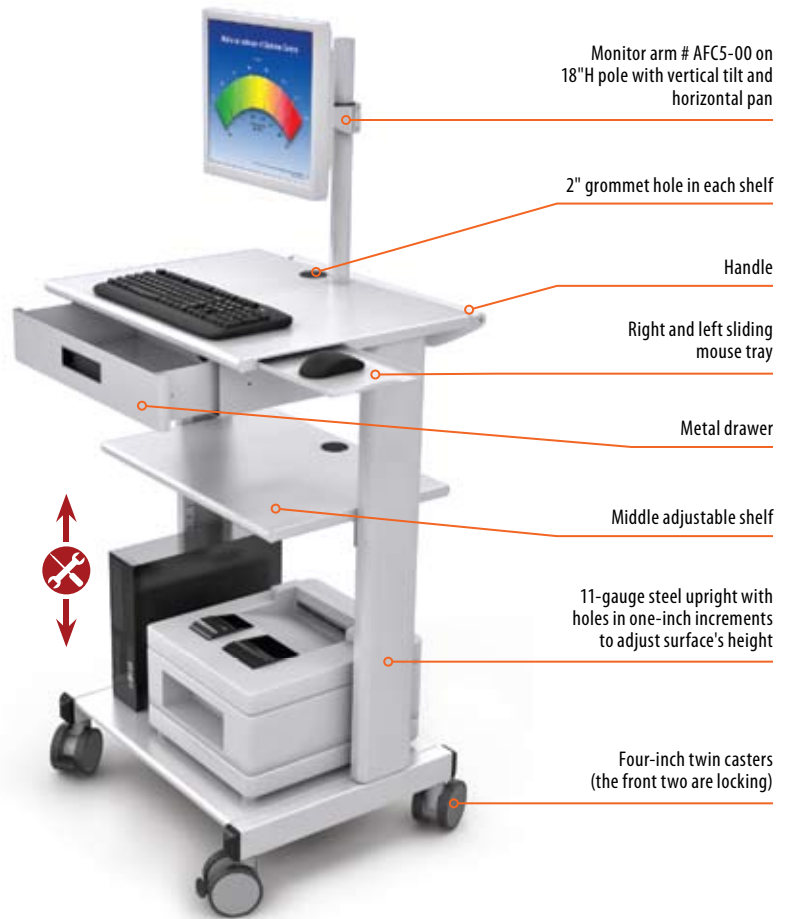


Medical Equipment Cart

AFC Industries is a leading supplier of mobile equipment carts in the medical technology field. Engineered to function in small spaces and move easily, the **medical equipment cart** has been designed for, and has been tested in a variety of practical applications.

The cart is constructed using heavy duty cold-rolled steel with a powder-coated finish. An anti-microbial finish, a very important feature in the healthcare arena, is also available. Twin swivel casters provide for maximum ease of mobility and maneuverability.

The **medical equipment cart** follows a modular structure which allows for many different configurations and can be upgraded as required by the user based on their application. There is an extensive range of accessories, such as drawers, monitor arms, and CPU holders, that can be added on to the unit. OEM services available.



Monitor arm # AFC5-00 on 18" H pole with vertical tilt and horizontal pan

2" grommet hole in each shelf

Handle

Right and left sliding mouse tray

Metal drawer

Middle adjustable shelf

11-gauge steel upright with holes in one-inch increments to adjust surface's height

Four-inch twin casters (the front two are locking)

Features and Benefits

- Cold rolled 11-gauge steel frame with epoxy-powder coated finish
- All-metal body enables disinfection and clean-room use
- Work surface and shelves are height-adjustable in one-inch increments
- VESA-compliant monitor holder
- Slide-out mouse tray
- Standard color: Textured Gray
- Multiple colors available (for standard colors, see page 95)
- Custom sizes available
- 4" twin casters (two of them locking)
- Additional accessories available (see page 84)

Specifications

- Width: 24", 30"
- Depth: 18", 24"
- Height of work surface from the floor:
 - seated position: 30"– 36"
 - standing position: 42"

Optional

- Back panel
- Monitor arms for two flat panel monitors

A. Medical Equipment Cart
26"W x 22"D x 42"H:

- Standard work surface shape
- Grommet-mount Monitor Arm # AFC7808
- Handle
- Retractable Mouse Tray
- Metal drawer
- Middle shelf
- Bottom shelf
- Back modesty panel
- 4" twin casters




Grommet-mount Monitor Arm
AFC7808

B. Medical Equipment Cart
26"W x 22"D x 42"H:

- Standard work surface shape
- Grommet-mount Z-arm for two monitors # AFCZ500-02
- Handle
- Metal drawer
- Retractable Mouse Tray
- Middle shelf
- Bottom shelf
- 4" twin casters



Optional Monitor Arm



Grommet-mount Monitor Arm
AFC7808_12_DM-01

- Light-weight aluminum construction for easy operation
- Entire mount is powdered coated in anti-microbial paint for thorough disinfection for safe use throughout medical facilities
- 41" of horizontal extension
- 12" range of height adjustment for accommodation of most users while standing or seated
- Full range of swivel motion at each joint.
- Integrated cable management keeps wires organized

C. Medical Equipment Cart
26"W x 24"D x 42"H:

- Standard work surface shape
- Grommet-mount Z-arm for two monitors # AFCZ500-02
- Handle
- Retractable Mouse Tray
- Two metal drawers
- Two middle shelves
- 4" twin casters



When not in use, the arm folds up tight tucked away and unobtrusive

MOUNTING SOLUTIONS



Mounting solutions make the most of limited-space and decentralize data access

High traffic areas. Tight places. Operating rooms and emergency rooms. Inside and outside patient rooms. These are just some of the areas that are perfectly suited for AFC's variety of mounting solutions. Height-adjustable versions for seated or standing positions. Adaptable to any user. Making empty wall space productive.

Available in reach wood laminates, creating a warm and welcoming environment, as well as technical models traditionally associated with healthcare institutions. Decentralizing the availability of data for a greater return on investment in plant and human capital.

i-Center™

New!

The innovative, space-saving **i-Center™** is an attractive wall-mounted workstation that enables computer access wherever needed, without utilizing floor space. The **i-Center™** includes a fold-down keyboard tray with a damper for smooth operation and a VESA-compliant monitor holder. It accommodates any standard computer and turns empty wall space into a handy work area.

The **i-Center™** features a laminated front and side wall that can be specified to match room décor, and mounts easily with grommet holes to allow cabling. It has a removable front panel with security screws to prevent theft. The **i-Center™** was designed to make the most of limited space in today's busy environments.



Features and Benefits

- Removable front panel with security screws and lock for keyboard shelf prevent theft
- Fold-down keyboard tray with damper for smooth operation
- VESA-compliant monitor holder
- Grommet holes for cabling
- Laminated front and side wall can coordinate with room décor
- Multiple colors available (for standard colors, see page 95)
- Optional accessories include: CPU, mouse holder, scanner holder, and cable management
- Custom sizes available

Specifications

- Width: 21 1/8" – 40"
- Height: 25 1/2" – 50"
- Depth: 6" – 9"
- Keyboard shelf depth: 8"




- A. Lockable i-Center™**
40"W x 6"D x 26 1/2"H
with compartments
for CPU & medication



- C. i-Center™**
30"W x 6"D x 42"H
with matching wall-mount
CPU enclosure

D. i-Center™
27"W x 6"D x 25 1/2"H
with holder for thin
client PC and sliding
mouse tray



E. Lockable i-Center™
27"W x 6"D x 35"H
with wall-mount CPU
enclosure for small-
form-factor PC and
scanner holder




F. i-Center™
25 1/2"W x 6"D x 46 1/2"H
with top flip-open-door
CPU compartment and
sliding mouse tray



The Z-arm allows you to position your monitor at any viewing level, angle, and depth from the viewer.

G. i-Center™
21 1/2"W x 6"D x 49"H
with two-door CPU
compartment, mouse
holder, and sliding
mouse tray

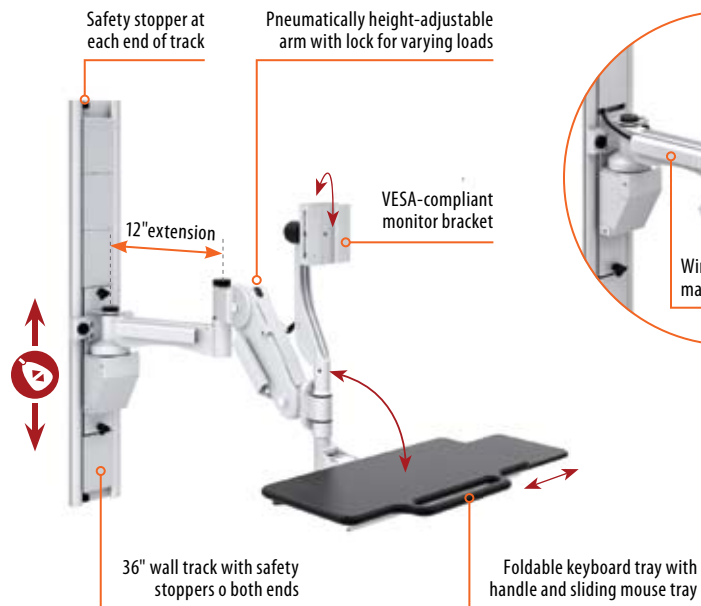


H. i-Center™
34"W x 9"D x 50"H with
top flip-open-door
CPU compartment and
Z-arm Combo

Wall Mounts

The wall mounts **AFC7808_12** & **AFC7810_12**, a height-adjustable, low-profile, user-friendly solution for access to electronic records where space is at a premium. The wall mount accommodates most operators, in sit-to-stand positions. When not in use, it folds up neatly to the wall, tucked away and unobtrusive. The flexible **AFC7808_12** and **AFC7810_12** are designed with the ergonomic intelligence, strength, dura-

bility, and thorough disinfection properties like other AFC products, while offering an easy-to-operate tool for boosting productivity any high-traffic areas. They are pneumatically height-adjustable within a 12" range, and can be locked in any position you chose. Full range of swivel motion at each joint comfortably accommodates different positions and applications, such as sharing information with patients and other professionals in proximity.



Wall Mount # AFC7808_12

- Height locking lever:** A 12" range of height adjustment accommodates most users while standing or seated.
- LCD vertical adjustment:** 3" vertical adjustment range.
- Tilting display:** Tilting display eliminates overhead glare.



Vertical mounting





Horizontal mounting



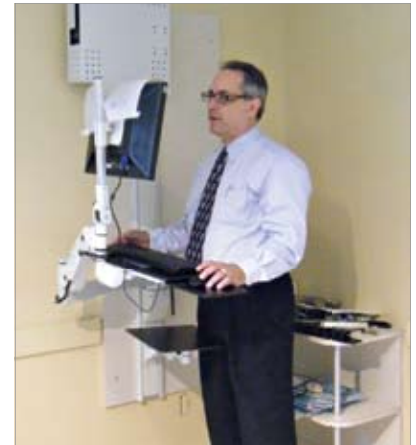
Desktop mounting

Features and Benefits

- Light-weight aluminum construction for easy operation
- Entire mount is powdered coated in anti-microbial paint for thorough disinfection for safe use throughout medical facilities (available only in gray)
- 41" of horizontal extension from the wall with option of supplemental one foot extension arm
- 12" range of height adjustment for accommodation of most users while standing or seated
- Height locking mechanism at any position for safety, stability, and varying loads
- Full range of swivel motion at each joint
- Keyboard folds for low profile and has a safety lock
- Mouse tray can be attached to the left or right side of the keyboard
- Mouse holder is included
- VESA 75/100 compliant monitor bracket with horizontal and vertical tilt and 3" range of height adjustment
- Standard color: Textured Gray (call for custom colors)
- Integrated wire management
- Arm vertically adjusts on 24" or 36" wall track (wall track is optional)
- Can be mounted directly on a wall or desk



With the keyboard folded up, total system depth is as little as about 8"

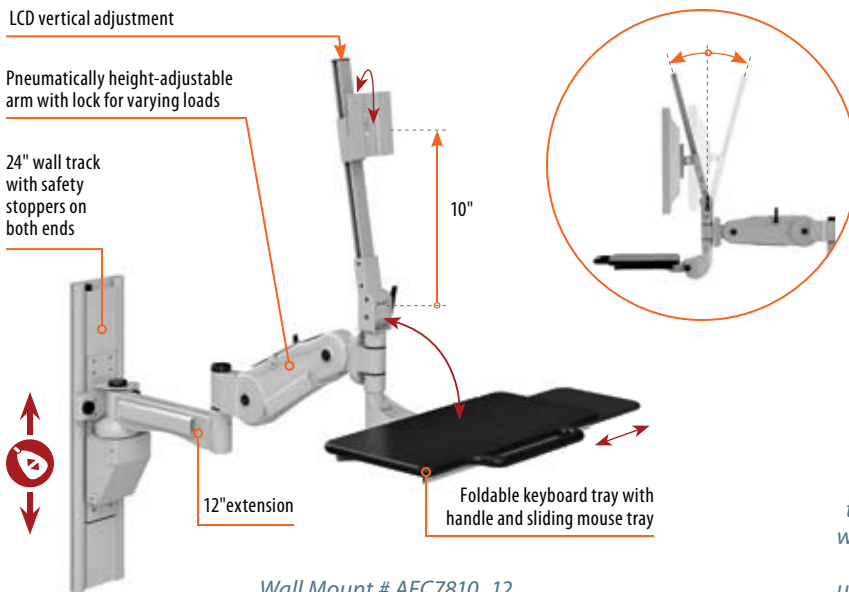


Wall Mount # AFC7810_20 with CPU holder # CPU-919 and shelf on articulating arm


LCD vertical adjustment

Pneumatically height-adjustable arm with lock for varying loads

24" wall track with safety stoppers on both ends



Wall Mount # AFC7810_12



When not in use, it folds up tight to the wall, tucked away and unobtrusive



The flexible wall mount AFC7808_01 allows the user to work at seated or standing position and provides full range of swivel motion at each joint

A. Wall Mount # WM36_AFC7808_01



B. Wall Mount # WM36_AFC7808_01 with CPU holder # CPU-101



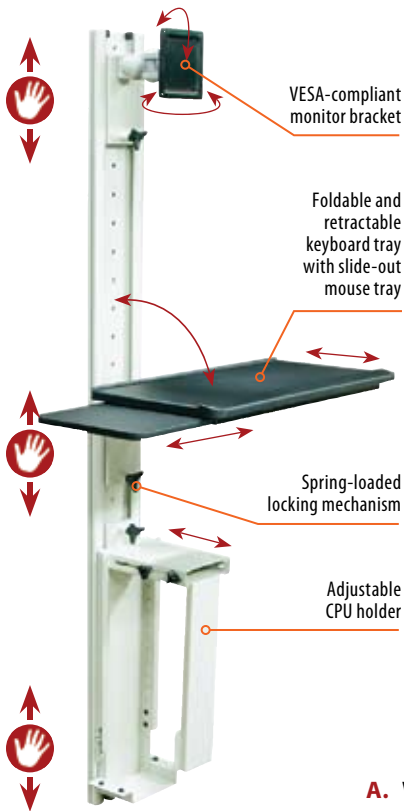
C. Wall Mount # WM24_AFC7810_01



D. Wall Mount # WM36_AFC7808_01 with keyboard arm # AFC7808K, and CPU holder # CPU-101



E. Wall Mount # WM24_AFC7808lp_01



Wall Mount # WM-RKMC

Features and Benefits

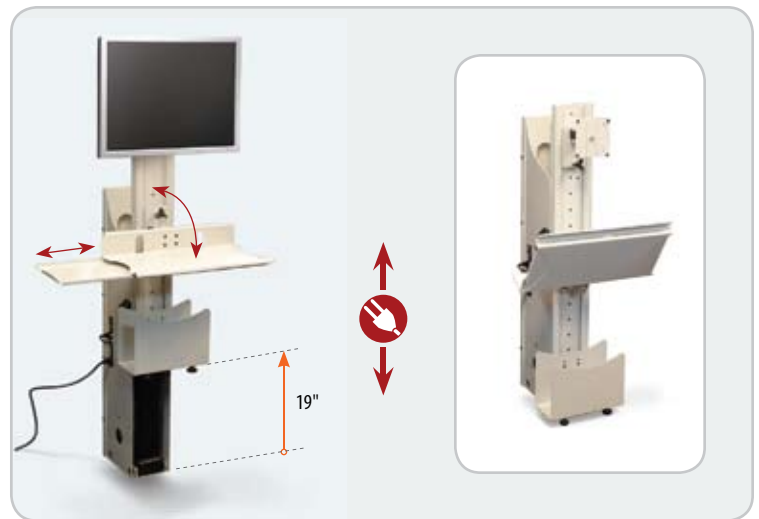
- All components are individually adjustable in increments of 2"
- Safety stopper at both ends
- Spring-loaded locking mechanism for simple and easy height adjustment
- VESA-compliant monitor holder that can be adjusted from portrait to landscape view and tilted to avoid glare
- Foldable and retractable keyboard arm and mouse tray
- Adjustable CPU holder (3 1/2" - 8 1/2"W, 13" - 25"H)
- Multiple colors available (for standard colors, see page 95)
- Additional accessories available (see page 84)

Optional


- Horizontal or vertical positioning
- Double monitor holder on single track (see sidebar "Optional Monitor Arms for Wall Mount" on page 71)
- Horizontal track for multiple monitors (see sidebar "More Wall Mount Solutions..." on page 72)
- UPS Holder
- Mouse Holder

A. Wall Mount with electronic height adjustment # WM202-01

- 19" of electronic height adjustment of the unit
- Components are individually adjustable
- Monitor tilts up and down
- Foldable keyboard tray with retractable mouse tray
- Adjustable CPU holder # CPU101



Handles for height adjustment



Pneumatic lever

B. Wall Mount with pneumatic height adjustment # WM-RKMC-P-04

- 12" of pneumatic adjustment of the unit
- Monitor tilts up and down
- Retractable and foldable keyboard tray with slide-out mouse tray
- Adjustable CPU holder # CPU 13-25





C. Wall Mount
WM36-M1-FK-C1¹

1 OSHPD rated



D. Wall Mount
WM56-1F-KB82R-C13_25



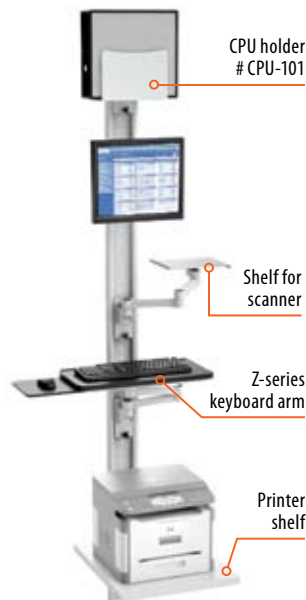
E. Wall Mount
WM56-2FZ-KB82R-C13_25



F. Wall Mount
WM56-2FZ-KB82R-U-C13_25



G. Wall Mount
WM56-1F-KBZ-Sh-C101



H. Custom Wall Mount

Optional Monitor Arms for Wall Mounts



*Twin monitor arm
2MH*



*Z-series monitor arm
for one monitor*



*Z-series monitor arm
for two monitors*

Configure your own **Wall Mount** with our **INTERACTIVE BUILDER** at www.afcindustries.com/wallmount



*Foldable shelf on
articulating arm*



I. Wall Mount with CPU holder, scanner holder, and foldable shelf # WM56_Z200_CMB_1C_12SH_01



J. Custom Wall Mount with Z-series combo arm, CPU holder, and foldable shelf



K. Custom Wall Mount

L. Wall Mount # WM36-C101-AFC78-01

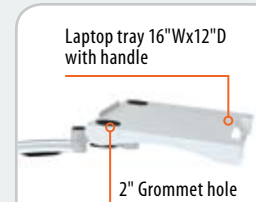
More Wall Mount Solutions...



M. Wall Mount Pole # WMPL_52_F_KB_C_001



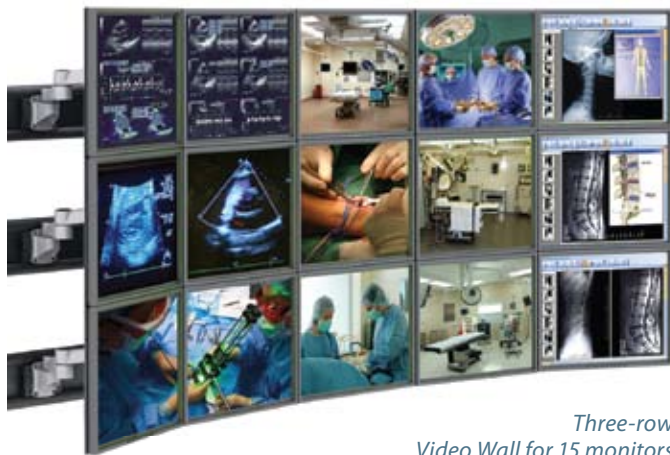
N. Wall Mount for multiple monitors on horizontal track # WM110_3PLE18_3F



O. Laptop Wall Mount # AFCZ566-01-LWM-01

Video Wall

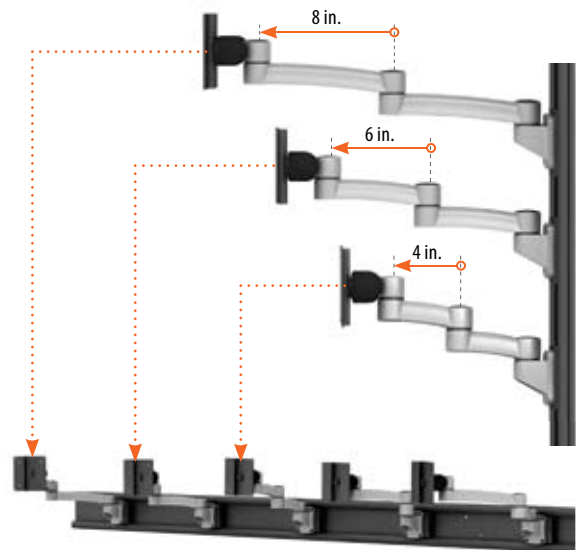
The **Video Wall** consists of one or more tracks for sliding the monitor arms from left to right, where every single arm allows tilting up-down and left-right, as well as micro-adjustment to eliminate gaps between monitors. Z-arms give each monitor an ample range of motion, allowing you to position them in several different viewing arrangements.



Three-row
Video Wall for 15 monitors

AFC also offers the **Monitor-Wall Stand** that is designed and manufactured to support your specific monitor configuration and fit in your unique space.

The stand design is flexible, modular, and can be configured as an in-line, concave, or convex mounting solution.




73

Features and Benefits


- Aluminum track with mounting holes and safety stopper at both ends allows monitor holders to slide
- Horizontal or vertical mounting of tracks
- Z-arm monitor holders with extension, tilt, and pan motion; arms have varying length to provide parabolic shape for optimum viewing
- VESA-compliant monitor holder that can be adjusted from portrait to landscape views and tilted to avoid glare
- Combination setup allows horizontal and vertical adjustment of the monitors
- Monitor travels from 4" to 20" from the wall
- Multiple colors available (for standard colors, see page 95)

Optional

- Monitor holders # AFC16, # AFC18, # AFC22 (tilt and pan only)
- Non VESA-compliant monitor holders available for larger flat screens



The outer monitor arms are longer than at the center, which lets you create a comfortable viewing arc. When laid out straight, the monitors can get as close as 4" to the wall.



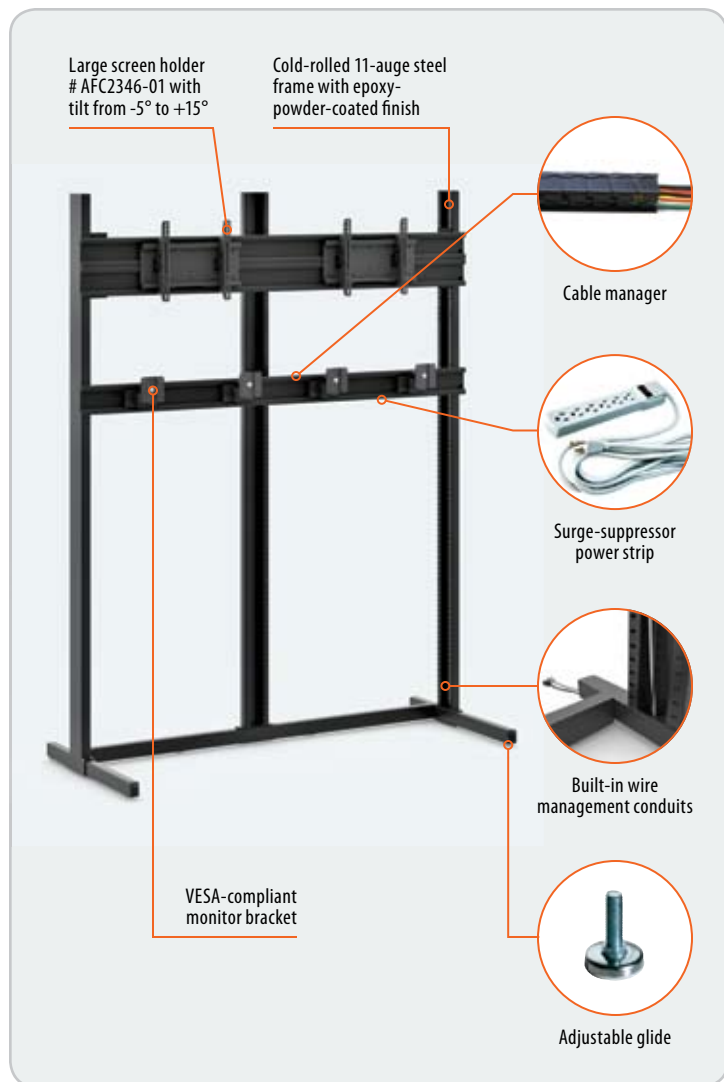
The Video Wall's freedom of motion allows you to combine monitors of different shapes and sizes, in any arrangement, without gaps.



The primary frame is built from steel with powder-coated finish for durability and can support any size flat screens.

The Monitor-Wall Stand features a horizontal track with an array of monitor mounts that allow the user to align and position the monitor in the most optimum viewing position. Built-in wire management conduits allow the routing of cables from the screen all the way to the floor/ceiling in a discreet manner keeping in mind the aesthetics of the room it is in.

The unit features a variety of accessories like power strips, CPU holders, adapter holders that can be added to the Monitor-Wall Stand to create a complete stand alone monitor wall. Rather than have an empty space below the screens, we can provide you with a panel (fabric, metal, or laminate) to match your décor which can also double up as a bulletin board, modesty panel (to hide some electronics and cables), or just to make it more appealing.



The stand design is flexible, modular, and can be configured as an in-line, concave, or convex mounting solution



Optional panel with your choice of finish — laminate, fabric, or metal

Floor Post

The Floor Post Series™ creates a more effective, comfortable, and productive work environment. Based on your specifications, you can have unlimited configurations for any task. Its space saving design also allows multi-side (front/

back/side) user capability. The Floor Post Series™ can be mounted to various floor surfaces. Monitor, keyboard arms, CPU holders, shelves and other accessories can be made height adjustable on a secure track making the Floor Post Series™ suitable for multi-users.



Features and Benefits

- All components are individually adjustable
- Spring-loaded locking mechanism for simple and easy height adjustment (depending on item)
- Built-in wire management
- Monitor holders of your choice: AFC10E/F/G, AFC16, AFC18, AFC22, AFCZ5-00, AFC7808M_01 (see page 89)
- CPU holders of your choice: CPU-101, CPU13-25, CPU-08, or CPU-09 (see page 91)
- Multiple colors available (for standard colors, see page 95)
- Additional accessories available (see page 84)

Specifications

- Base footprint: 16"W x 16"D
- Overall height from the floor: 60"

Optional

- Double-monitor holder
- Foldable and retractable keyboard arm with slide-out mouse tray
- Additional shelves
- Camera holder



Based on your specifications, you can create unlimited configurations suitable for any task



ADJUSTABLE DETECTOR/CASSETTE HOLDERS



Adjustable Detector/Cassette Stands for flexibility and accuracy with minimal effort

New at AFC are products designed for image stitching applications in the assessment of Scoliosis, Long Leg, and other disorders. Whether diagnosing in a computed radiography or digital radiography environment, our new flexible scoliosis products offer ergonomic and flexible solutions that adapt to your needs.

Spine Smart™ Digital Radiography Detector Holder


FOR SCOLIOSIS AND IMAGE STITCHING APPLICATIONS



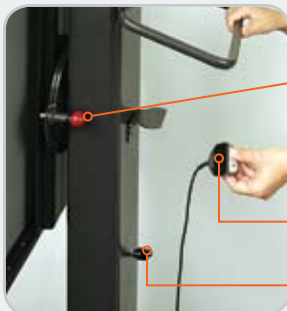
The **Spine Smart™** height-adjustable mobile detector stand is used in applications with a digital radiography (DR) detector, and can be modified to specifications. It increases accuracy and decreases time per procedure, based on AFC engineering and design. Color-coded adjustable markers ensure optimal positioning of the detector. A clear acrylic panel and securing straps maximize patient positioning during the procedure.

Features and Benefits

- Constructed using high-grade steel and aluminum allowing the unit to be cleaned and disinfected using standard medical cleaning agents
- Electronic height adjustment accommodates patients of various sizes
- Independent detector and grid holders allows for insertion and removal of detector without removing the grid
- Detector and grid can be rotated 90° in either portrait or landscape
- Color-coded adjustable markers allow easy detector positioning for image stitching
- Straps and a clear acrylic panel improve the accuracy of patient positioning
- Handle and small footprint with large 4" wheels provide for easy movement from room to room with detector and grid in place
- Two front locking casters secure placement of the stand



Color-coded adjustable marker



Portrait/landscape lock

Electronic detector height control

Cable hook



Position the detector in either portrait or landscape view

Specifications

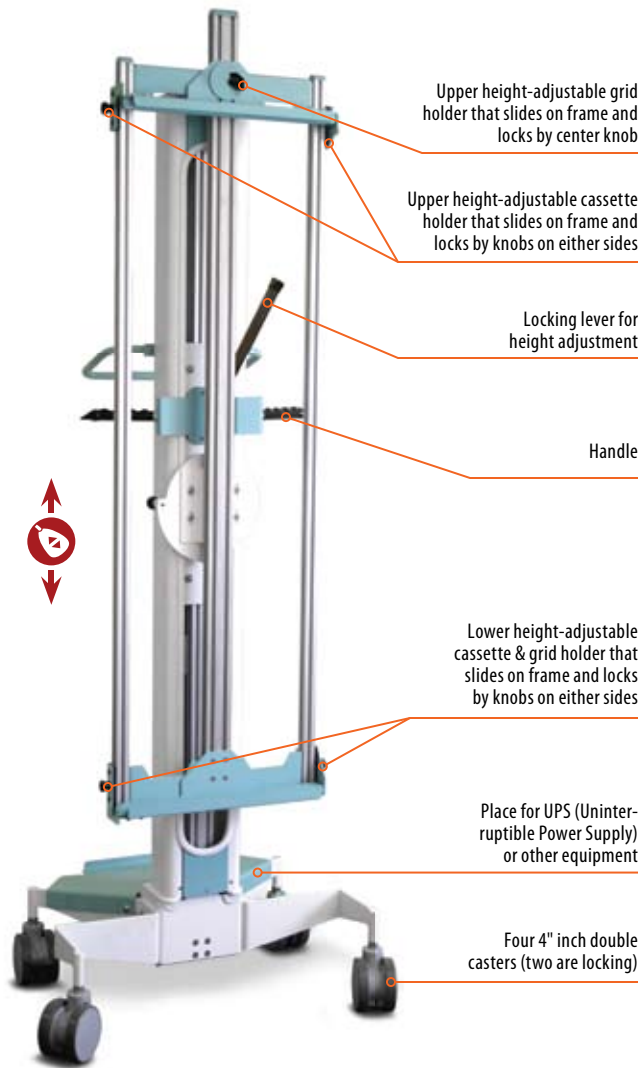
- Footprint: 30"W x 22"D
- Detector and grid can move from 6" to 31" above the floor accommodating patients of various sizes

Optional

- Color-coded adjustable markers on either left or right side

MACH-ONE™ X-ray Cassette Holder

FOR SCOLIOSIS AND IMAGE STITCHING APPLICATIONS



MACH-ONE™ with pneumatic height adjustment

Upper height-adjustable grid holder that slides on frame and locks by center knob

Upper height-adjustable cassette holder that slides on frame and locks by knobs on either sides

Locking lever for height adjustment

Handle

Lower height-adjustable cassette & grid holder that slides on frame and locks by knobs on either sides

Place for UPS (Uninterruptible Power Supply) or other equipment

Four 4" inch double casters (two are locking)

The MACH-ONE™ is a height-adjustable mobile X-ray cassette stand used in computed radiography (CR) applications. It is available with either electronic or pneumatic height adjustment and accommodates cassettes of many different sizes and shapes.


The MACH-ONE™ is also available as a wall-mounted product.

Features and Benefits

- Constructed using high-grade steel and aluminum, for cleaning and disinfection with standard medical cleaning agents
- Pneumatic or electric height adjustment
- Adjustable cassette holder accommodates all standard cassette sizes such as 8"x10", 10"x12", 14"x17", 14"x34", 14"x50" and more
- Independent cassette and grid holders
- Cassette and grid can be rotated 90° in either portrait or landscape
- Handle and small footprint with large 4" wheels provide for easy movement from room to room with cassettes and grid in place
- Two front locking casters secure placement of the stand

Specifications

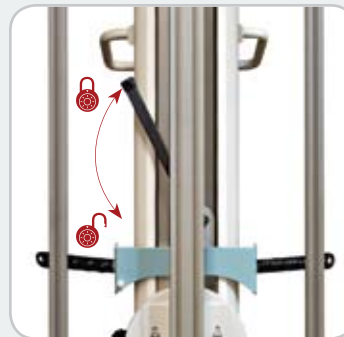
- Cassette and grid can move from 6" to 31" above the floor, accommodating patients of various sizes



Adjustable cassette holder

Anti-scatter grid

Backscatter panel



The cassette holder height is conveniently adjustable with the locking release lever



Spring loaded knob that holds cassette holder either in vertical or in horizontal position



Cassette and grid can be rotated 90° in either portrait or landscape



14" x 50" cassette



14" x 17" cassette



14" x 50" cassette



MACH-ONE™ with electronic height adjustment

Spring loaded knob that holds cassette holder either in vertical or in horizontal position

Main cable

Two front locking casters secure placement of the stand

Control switch for vertical adjustment



Wall-mounted MACH-ONE™

The wall-mounted MACH-ONE™ is a good example of AFC's flexibility to adapt its products to meet customer needs. It was designed on request of a facility with over-riding space constraints.

The wall-mounted MACH-ONE™ provides additional benefits, such as protection against equipment theft and easy location of this valuable diagnostic tool on demand.

HEALTHCARE SECURITY



Secure your healthcare facility with AFC's flexible Control Consoles

We live in a world of rising security needs. Medical facilities are not immune. Whether protecting lives, sensitive patient information, or property, security has become an essential operational concern.

Our line of adjustable security consoles and video walls enable many areas of a facility to be simultaneously monitored by a single or multiple operators and can be easily relocated as needed.

We produce a wide array of mounting solutions that meet the extensive needs for video and CCTV surveillance of outer and inner areas, whether on single or multiple monitors. AFC's modular racking systems facilitate efficient storage of valuable electronic and audio-visual equipment.

Control Pod Consoles

Large medical centers. Hospitals. Imaging centers... critical facilities to secure and so many areas to monitor — multiple entrances and exits; operating rooms and other restricted zones; patients, employees, and visitors; sensitive patient and institutional information, valuable equipment, and more.

Our **Control Pod Consoles** are perfect for applications that require viewing multiple monitors simultaneously. Cover all critical areas of your facility at one integrated console or at several consoles, using monitors of different sizes and configurations, according to your needs.

Control Pod Consoles are offered with optional electronic height adjustment of the work surface for multiple users in a 24 x 7 environment, and for sit-to-stand working positions that help maintain alertness and concentration. Independent electronic monitor adjustment is also available for both monitor height and focal length to ease eye strain and optimize performance of security personnel. Horizontal adjustment of monitors along tracks and vertical micro-adjustment eliminates gaps between monitors. Extensions on the outer monitor arms allow for a more comfortable viewing arc.

Features and Benefits

- Monitor platform accommodates monitors of different shapes and sizes, in any arrangement, without gaps
- First and last columns of monitor arms have longer reach to provide optimal parabolic viewing shape
- Built-in extra-quiet fans for CPU ventilation
- Cold-rolled 11-gauge steel frame with epoxy-powder-coated finish
- Particle-board-core top with your choice of high-pressure laminate finish, edged with bumper molding or T-molding
- Multiple colors available (see page 95)
- Glides or 4" casters

Optional

- Electronic height adjustment of work surface and monitor platform
- Retractable work surface to adjust the distance from the monitors
- Lockable 3-drawer pedestals
- Mesh doors for front and rear CPU access
- Footrest



AFC's Control Pod Console allows you to mount a large number of screens of different sizes without sacrificing ergonomics



Designed with ergonomic intelligence for a wide range of users and needs, AFC's consoles help professionals work more comfortably and effectively.

The **B-Line Consoles™** are designed to allow you to line them side by side in front of a central set of screens. The consoles have ventilated cabinet enclosures and are available in two configurations: one is for recessed monitors, another — with a rack mount option to house your equipment. We can customize the consoles to perfectly fit your space, equipment, and other specifications.



B-Line Console™ for recessed LCD monitors and cabinet enclosures for front CPU access



Z-series monitor arm provides an adjustable viewing depth for LCD monitor



Storage with mesh doors for ventilation

The **B-Line console™** shown on the right features two 3U rack mounts that facilitate efficient storage of valuable electronic and audio-visual equipment. Our grommet-mount Z-arm allows you to position your monitors at any viewing level, angle, and depth. Removable back panels with mesh ease access for wire management and servicing.



Z-series monitor arm for two LCD monitors

3U rack mount

Storage space for computer equipment



Grommet-mount Z-arm for two monitors



Removable back panels with mesh for ventilation

Open Control Consoles

Open Control Consoles come in two configurations: the monitor height can either be adjusted independently of the work surface (images A), or can move together with the surface (image B).

The consoles come in multiple surface shapes (see page 12) and colors, and feature an optional retractable work surface for adjusting the distance to the monitors.



A. Open Control Console 84\"/>

- Independent electronic height adjustment of work surface and monitor platform
- Monitor platform on telescopic drives for 12 LCD monitors
- Retractable work surface
- Back bottom shelf
- 4\"/>



B. Open Control Console 60\"/>

- Electronic height adjustment of work surface
- Manually height-adjustable monitor rail system for different size monitors¹
- Bottom shelf
- 4\"/>

¹ Monitor holder bracket might vary based on size/weight/model

Our non-electric **Open Control Consoles** has fixed work surface height and manually height-adjustable rail system with two big monitor holders (image C).



Monitor holder
AFC4271-01



C. Open Control Console with a fixed height:

- Manually height-adjustable monitor rail system with two monitor holders # AFC4271-01
- Two split bottom shelves
- Two wire managers # WMF100
- 4\"/>

ACCESSORIES



Accessories help to optimize ergonomics in your workspace

AFC Industries has an entire division devoted exclusively to designing accessories for every conceivable requirement, from ergonomically correct and functionally optimal monitor mounts to keyboard trays with retractable features and attachments for holding a telephone and/or dictation equipment, and even a beverage cup; from ambient and task lighting solutions for different needs and applications to cable management and much more.

Visit www.afcindustries.com/accessories to learn about our wide array of accessories for a multitude of needs.

Partitions

Complete your work area using AFC Partitions. These partitions absorb sound and provide privacy. They also prevent interference from monitors or other light sources. They can be manufactured with a tinted or clear Plexiglas panel across the top so operators can see outside of their "cubicle."

AFC offers both free-standing partitions and partitions affixed to the floor or cart. Our partitions can be configured to suit your application.



Features and Benefits

- One-inch sound-absorbing fiber with reflector on one side
- Cold-rolled 11-gauge steel frame with epoxy-powder-coated finish
- Prevents light interference
- Can be used as a tack board
- Multiple colors available (for frame colors, see page 95)
- ¼" thick free-standing base

Specifications

- Width: 36", 48", 60", 72"
- Height from the floor: 60", 72"

Optional

- ⅛" tinted or clear Plexiglas top
- Fiber top with removable lower metal panel and built-in continuous cable management
- Free-standing, mobile (2" twin casters), or affixed to the floor/cart

Fabric Standard Colors



A. Partition 60"W x 60"H



B. Partition 60"W x 72"H with tinted Plexiglas top



C. Partition 72"W x 72"H



D. Partition 72"W x 72"H with tinted Plexiglas top





E. Metal Partition affixed to the workstation



F. Partitions affixed to the floor



G. Partitions affixed to the floor:


- Light and sound barrier fiber top
- Removable lower metal panel allows back CPU access
- Built-in continuous cable management



H. MobiCube™ 64"W x 48"D x 60"H

MobiCube™ panels can roll anywhere or be mounted on AFC's workstations to instantly create a reading-room environment. These partitions use special hinges that allow you to position them at any angle from 0-90°. They can lock into place using the two lockable casters.

The MobiCube™ can either create a cubicle or act as a partition along the length of the room itself, without going through the complexities of installation or building codes, as all our products come fully assembled.



MobiCube™ Configurations

LCD Monitor Arms/ Holders

AFC Industries Inc. provides a variety of solutions for mounting LCD monitors. We offer five categories:

Desktop series, Z-series, Wall Mount series, and Ceiling Mount series.

Our Desktop series includes three types of VESA-compliant LCD monitor arms: grommet-mounted, base-mounted and clamp-mounted.

Combining style with functionality, the Z-series with articulating monitor arms allows you to position your monitor at any viewing level, angle, and depth from the viewer, providing maximum flexibility. The Z-series comes with a clamp that can also be wall-mounted.



Base-mounted electronically height-adjustable
LCD monitor & Keyboard Arm # ERGODT-01

*Want to go from sit to stand at the touch of a button?
Not a problem!*

Install our ERGODT-01 on your existing table/work surface and within minutes you have a complete electronically height-adjustable work space!

Features

- Electronic height adjustment of 19"
- Fully articulating and retractable keyboard arm provides maximum freedom of motion
- VESA 75/100 compliant monitor mount with up/down tilt, right/left swivel and also rotation from portrait to landscape
- Independent vertical adjustable mounts for both the monitor and keyboard to set the desired spacing between the keyboard and monitor at 2-inch increments
- Rear shelf provides space to place CPU if required or just storage space for any of your other equipment



Electronic Adjustment:

- MONITOR/KEYBOARD HEIGHT



Desktop Series

Base-mount AFC03	Base-mount AFC03A	Base-mount PEDPOLARM	Grommet-mount AFC01	Grommet-mount AFCRAIL01 (w/ AFC10F)	Grommet-mount AFCRAIL01 (w/ AFC22)
Grommet-mount AFC7808_12_DM-01		Clamp-mount AFC02	Clamp-mount AFC11	Clamp-mount AFCFLEXOARM	
Clamp-mount AFCPOLE	Clamp-mount AFCPOLE2MV-1	Clamp-mount AFCPOLE2MH-1	Clamp-mount AFC-KM-COMBO	Grommet-mount AFCPOLE2-OP-0	Clamp-mount AFCPOLE2-OP-1

Z-Series

AFCZ500-01	AFCZ500-02V	AFCZ500-02	AFCZ500-03	AFCZ500-04
AFCRAILZ03-3CLAMP			AFCZ500-05	AFCZ500-06

Wall Mount Series

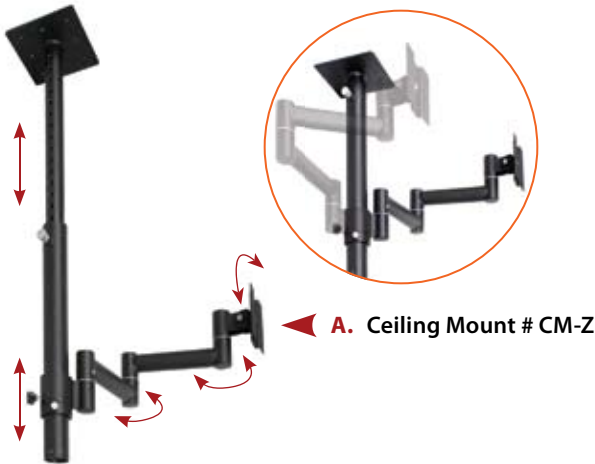
							
AFC10AC	AFC10E	AFC10F	AFC10G	AFC16	AFC18	AFC22	AFC22G
							
AFC05		AFC11B	AFC12	AFC2530	AFC2346-01	AFC3255-01	
							
AFCZ5-00	AFCZ560	AFCZ568		AFCZ500-05-WMH			
							
W2M-BAR		W3M-BAR			W4M-BAR		
							
WM24_AFC7808M_01	WM24_AFC7808_01		WM24_AFC7808-12_01		AFC109-KM-01		
				 <i>Monitor Arm for LCD monitors of sizes ranging from 32" to 50"</i>			
AFC135	WM110_4PLE18_4F			WM-AA-3250-UP-LB22			

AFC also offers a variety of **electronically-adjustable monitor platforms** that allow you to change the height of the monitors and move them forward and backward at the touch of a button, for superior viewing results. These platforms accommodate up to six LCD monitors (depending on cart size and monitor weight) and can be mounted on all AFC workstations (see the sidebar on page 13 for details).

Ceiling Mount Series

The **Ceiling Mount** is a simple but sturdy LCD monitor arm that allows users to adjust the monitor at their required height and viewing angle. It also allows rotation and tilt positioning of the monitor. Cables can be wired through the tubing for connection to the monitor.

Ceiling Mounts come with a standard VESA 75/100 plate. Non VESA-compliant monitor holders are also available for large-scale LCD monitors.



A. Ceiling Mount # CM-Z


B. LCD Ceiling Suspension # CM-LCD1



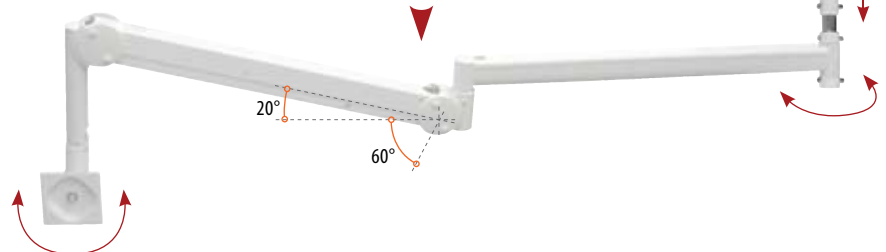
C. LCD Ceiling Suspension # CM-LCD4



D. LCD Ceiling Suspension # CM-LCD2



E. Ceiling Mount # AFC107



90



Ceiling mount on 48" pole

CPU holder with door on one side and mesh on the other

Holders for large LCD monitors

Wall mounting holes

Wall mounting holes

F. Custom Ceiling Mount for 2 large LCD monitors with CPU compartment



G. Ceiling Mount for large LCD monitors # CMZ-1FZ-V1X3

■ Laptop Arms


Wall-mount WM24_AFC7808LP_01

Wall-mount AFCZ566-01-LWM-01

Desk-mount AFCZ566-01-LPM-01

■ CPU Holders

					
Desk-mount CPU-01	Desk-mount CPU-03	Desk-mount CPU-05	Desk, pole, or wall-mount CPU 13-25	Desk, pole, or wall-mount CPU-04	Desk-mount CPU-17
					
Wall-mount CPU-06	Wall-mount CPU-08	Wall-mount CPU-903-18-5-18	Wall-mount CPU-16-AFC22	Wall-mount CPU-919	Wall-mount CPU-CS909
					
Wall-mount CPU-09	Wall-mount CPU-801-WD	Wall-mount CPU-101	Base-mount CPU Cradle CPU-07	Base-mount CPU-99	Mobile CPU Cradle CPU-02

■ Phone Arms


Phone Arm TA001

Phone Arm TA002

Phone Arm TA004B

Dictation Arm TA003B

■ Keyboard, Mouse, and other Accessories

					
Keyboard Arm & Tray WM24_AFC7808K_01	Keyboard Arm KA6000	Keyboard Arm KA3656	Keyboard Arm KA7001	Keyboard Arm & Tray WM-TR-M	Keyboard Arm & Tray WM-ZKB-1
					
Keyboard Tray TR1000	Keyboard Tray TR2000	Keyboard Tray TR3000	Keyboard Arm & Tray WM-TR-F-101	Keyboard Tray KB03	Keyboard Storage Drawer KSD01
					
Keyboard Storage Drawer KSD01	Pencil Drawer PD002	Wire Basket WB-100	Metal Film Box FB-100	Scanner Holder S01	Cup Holder MCH-100
					
Antiseptic Wipe Holder AWH100	Biohazard Waste Holder BWH100	Mouse Holder M001	Palm Rest PAL1000	Rotary Mouse Platform RMP-1	Keyboard Wrist Rest WR006

■ Lighting

			
Task Light TAL100A	LED Task Light TAL400	Ambient Light AMBL002	AmbiTask Light Combo AMBL001
		<p>Note: AFC offers LED task lighting as well as lighting solutions using halogen or neon fluorescent bulbs. The AmbiTask Light Combo can be controlled with independent dimmer switches for total operator regulation of workstation lighting.</p>	
Task Light TAL200A	Under-Shelf Light TAL300F		
			
LED Backlight TAL500			

■ Glides & Casters

	
Adjustable Glide GLID-ADJ	2" Twin Caster w/ brake CAS-2TB
	
4" Caster CAS-4	4" Caster w/ brake CAS-4B
	
4" Caster w/ brake CAS-GPB	4" Caster w/ brake CAS-PB

92

■ Cable Management and Power Solutions

	 <i>A - 1 7/8" W" x 1" H</i> <i>B - 7/8" W" x 1/2" H</i>	 <i>Diameter: 1", 1/2"</i>	 <i>Diameter: 1/2"</i>
Cable Manager WM201	Cable Manager WM100	Corrugated Wire Hose WMF200A, B	Cable Wrap WM-400
 <i>Diameter: 0.5" - 0.75"</i>	 <i>Diameter: 2", 2 3/4"</i>		 <i>Length: 30", 60"</i>
Wire Clip WC100A	Grommet Outlets GROM-2, GROM-3	In-Desk USB Hub USB-04	
			Wire Managers WMF100 and WMF200
Portable AC Power System PS-TL-1	Surge-Suppressor Power Strip SS9000	Retractable Power Cord RPC-101	
			
Data & Power Ports DPA-01	Power Strips SS9003 (8 Plugs) and SS9004 (24 Plugs)		Cable Ties 10 CM03

■ and more...

	
Back Support BS001	Ergonomic Foot Rest FR002
	
Side Extension EX	Air Fan FanR1-100
	
Printer Shelf/Rolling Shelf RS102-1818-01	
	
Slatwall	

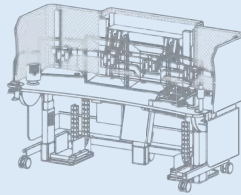
Storage Accessories

 <p>30", 36", 48", 60", 72" or 84" wide</p>	 <p>30", 36", 48", 60", 72" or 84" wide</p>				
<p>Flipper Cabinet FC</p>	<p>Sliding Door Cabinet SDC</p>	<p>Wood Clipboard Holder</p>			
					
<p>One Door Cabinet with two adjustable shelves D0123</p>	<p>Two Door Cabinet with two adjustable shelves D0124</p>	<p>Rotating Resource RR</p>			
					 <p>Writing platform</p>
<p>Wood Film Box FB-100-1</p>	<p>Mobile Film Box FB-100</p>	<p>Metal Pedestal with 2 drawers P2BBF19MF</p>	<p>Metal Pedestal with 3 drawers P3BBF19MF</p>	<p>Wood Pedestal with 3 drawers P3BBB15MF</p>	<p>Pedestal with 3 drawers & lock P3BBF19MF</p>
					
<p>Mobile Storage with one drawer & two adjustable shelves D0103-2</p>	<p>Mobile Storage with three drawers & two adjustable shelves Dentalcart003</p>	<p>Mobile Storage with sliding counter top & three drawers D0102-1</p>			
					
<p>Mobile Storage with six drawers D0118</p>	<p>Mobile Storage with one adjustable shelf</p>	<p>Printer Cabinet & Pullout Shelf Unit</p>			

From concept to installation

FREE on-site consultation

At AFC we want to get it right the first time, every time, to create a great custom environment for our Customers. That's why we will come to you to ensure we are maximizing your space and that everything is measured up just right. We will work with your team, at no charge to you, from the beginning to the end of your project.




FREE project support

Our team is here to assist you with your vision. We have the experience to help with your project and pride ourselves in going above and beyond to not just meet, but exceed your expectations.

FREE design service

We want to use our many years of experience creating spaces to take full advantage and help you go beyond your imagination. With some of the most mechanically advanced products, we will help you achieve your goals, all at no additional cost to you.



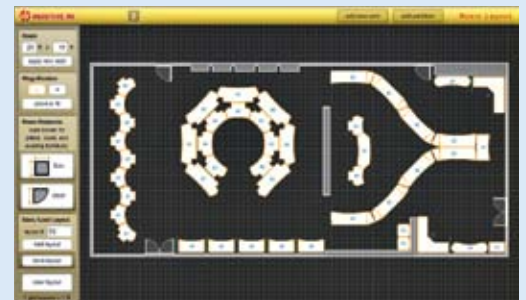
Customization

AFC can easily customize all products to adapt to your professional and individual requirements. Whether you need help choosing the right components to configure a product or are considering a complete room redesign, our staff is committed to offering you assistance every step of the way.




Outstanding customer support

Our experienced sales and engineering teams are here to walk you through the process from the smallest to largest jobs. Building rapport with our customers is a driving force throughout the relationship and is maintained during the entire project including follow-up.



Use our **Room Layout Designer** to see how you can create an ergonomic environment with AFC's products

Anti-microbial paint



AFC now offers the added protection of anti-microbial powder-coat finishes on its products to provide protection against a broad spectrum of micro-organisms. When applied to mobile carts, wall mounts, and work stations the risk of spreading harmful bacteria and viruses between patients and health care workers is greatly reduced, according to doctors using the anti-microbial powder coating in their hospitals and laboratories.

High-density polyethylene (HDPE) top now available with antimicrobial protection


A new kind of antimicrobial protection upgrade now available in many of AFC's polymer sheets, slabs and massive shapes. HDPE helps products stay cleaner between cleanings and inhibits the growth of product-damaging microorganisms, including bacteria, algae and fungi on the surface. Microbe cell walls that come into contact with HDPE are destroyed on contact, without creating opportunities for adaptive or resistant strains to form. Because the antimicrobial agent is bonded at the atomic level throughout the sheet, it will not leach out of the product. This means the agent retains its effectiveness throughout the life of the product and does not harm the environment.

It is safe, non-toxic and non-hazardous to ship and handle. The product is EPA-registered and listed with the FDA as a modifier to medical devices.


Products made using AFC's polymers with HDPE are easy to clean, disinfect and keep hygienic using standard cleaning procedures. Constant use of cleaning solutions will not affect any polymer.

Standard Colors


Laminate



Black



Speckled Gray




Gray




Mahogany



Wild Cherry



Natural Pear



Putty

For any other color
call us at 1.800.663.3412

Phenolic plastic




Black

Ask about our anti-microbial powder-coat finishes!


Molding



Black



Gray




Putty


Frame




Black



Gray



Putty





13-16 133rd Place • College Point • NY 11356

PRSR STD
US POSTAGE
PAID
OMAHA, NE
PERMIT № 449

Thanks

Complimentary Services

AFC Industries, Inc. is here to help you create the most comfortable and productive work environment possible. Our high-quality customer care includes complimentary 3-D product blueprints for all customized designs and detailed floor plans of your facility.

We welcome the opportunity to discuss your needs and find the best furniture solution for your business.

Custom Designs



Rigorous Quality Control



Delivery

We deliver our products fully assembled to ensure maximum quality and convenience for our customers.

Contact Us

Tel: 1.718.747.0237
Fax: 1.718.747.0726

Customer Support

1.800.663.3412

Visit Us

www.afcindustries.com