

Issue 8, Vol. 1

Healthcare Furniture Solutions

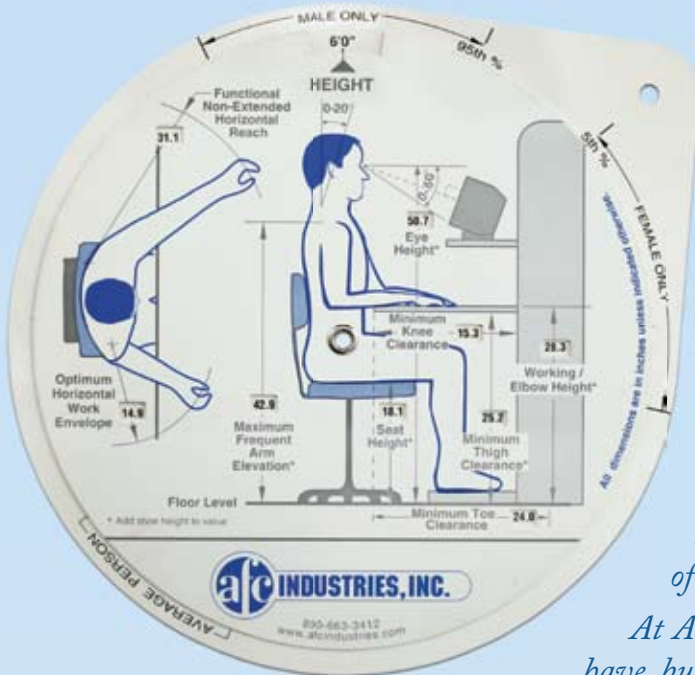
»» *Ergonomic Update*



- *Electronically height-adjustable workstations*
- *Command & control consoles*
- *Carts & racking systems*
- *Wall & ceiling mounts*
- *Partitions*
- *Accessories*
- *Room layouts*



afc INDUSTRIES, INC.
www.afcindustries.com



Welcome to AFC Industries, Inc. the leader in ergonomic design for your entire healthcare consoles, workstations, wall mounts and many other accessories. In our newest catalog, you will find the best in ergonomic design meeting a full range of needs and a commitment to highest quality craftsmanship and state-of-the-art materials.

At AFC, we know today's medical professional have busy, and demanding jobs that require the ultimate in comfort and good design.

Our team of dedicated highly trained customer care executives is thoroughly familiar with the ever-evolving AFC product line and can help you select a product or an entire room of healthcare workstations fine-tuned to your exact specifications. Working hand-in-hand with our experienced product engineers, our executives will ensure your satisfaction.

Our engineering department develops workstation solutions for medical applications based on a thorough understanding of the unique and complex needs of healthcare professionals.

Many of our latest designs were developed as a result of our careful analysis and engineering research to insure the design of superior workstations. Both our AFC executives and customers themselves play a key role in shaping our product line.

This catalog includes a wide range, thoughtfully designed ergonomic, electronic, and manually height-adjustable workstations that set an industry standard.

Our room layout and engineering expertise insures the ultimate solution to your workstation and space requirements. AFC's dedicated staff is committed to assisting you every step of the way. We provide complimentary 3-D drawings for all room layouts and individual workstations, carts, wall mounts and many other accessories.

You can be assured of AFC's total commitment to providing the healthcare industry with the most advanced, adaptable and functional workstations available.

Contents

ELECTRONIC HEIGHT-ADJUSTABLE WORKSTATIONS



- 4/ Deluxe Ergo Tier Cart™
◇◇◇◇
Ergo Tier Cart /5
◇◇◇◇
- 8/ Dual Tier Cart
◇◇◇◇
Single Tier Cart /10
◇◇◇◇
- 13/ Telescopic Cart
◇◇◇◇
Point of Care Cart /14
◇◇◇◇

15/ COMMAND AND CONTROL CONSOLE



CARTS AND RACKING SYSTEMS



- 16/ SmartRack
◇◇◇◇
IntelliCart /18
◇◇◇◇
- 19/ SmartCart
◇◇◇◇
Pole Cart /22
◇◇◇◇

WALL AND CEILING MOUNTS



- 23/ I-Center
◇◇◇◇
Wall Mounts /24
◇◇◇◇
- 25/ Ceiling Mounts
◇◇◇◇

26/ PARTITIONS



27/ ACCESSORIES



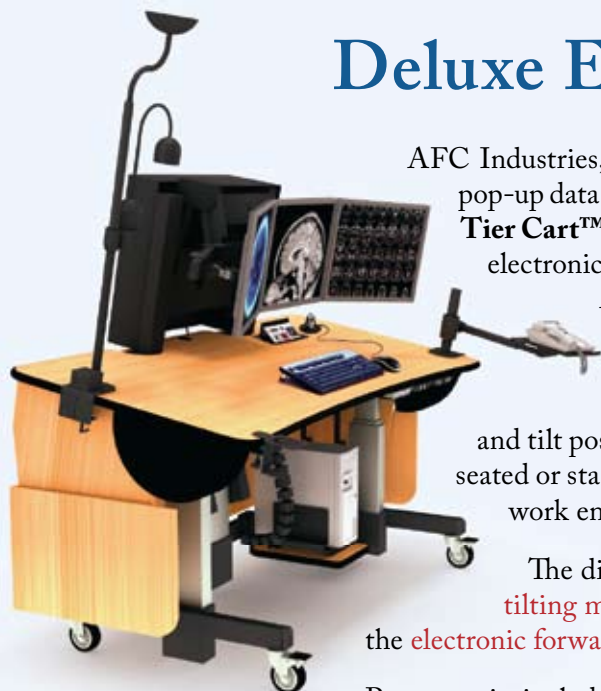
31/ ROOM LAYOUTS



31/ COLOR CHART



Deluxe Ergo Tier Cart™



AFC Industries, Inc. introduces a sophisticated medical workstation with unique pop-up data and built-in USB ports embedded in the desktop. The **Deluxe Ergo Tier Cart™** combines a strong, durable, height-adjustable workstation with an electronically adjustable flat-panel monitor platform.


At the touch of a button, both the height of the work surface and monitors can be adjusted independently to the desired level. The monitor's forward, backward,

and tilt positions can also be adjusted to meet the user's exact needs. Whether seated or standing, users will enjoy a comfortable and ergonomically enhanced work environment.




The distinctive feature of the **Deluxe Ergo Tier Cart™** is the **electronic tilting movement** of the work surface at a positive tilt up to 15 degrees and the **electronic forward and backward movement** of the monitors.


Pop-up units include Ethernet network and parallel ports as well as standard AC power outlets and can be customized to a site's particular needs. Separate USB units include multiple interfaces to for multi-device support. With these ports, radiologists easily can connect and use almost any digital or electronic device while remaining seated. The tabletop ports also protect PC peripherals and network cables from accidental disconnection as users struggle to locate free ports in difficult-to-reach locations in traditional workstation configurations.



Seated position



Standing position



Tilted position

Features

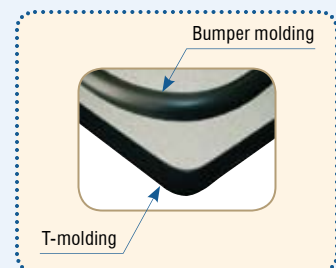
- Cold-rolled 11-gauge steel frame with epoxy-powder-coated finish
- Particle-board core top with your choice of high-pressure laminate finish edged with Bumper molding
- Electronically height-adjustable work surface
- Multiple colors available (for standard colors, see page 31)
- 4" casters (two of them locking)
- Glides and additional accessories available (see page 27)

Specifications

- Width: 60", 72", 84", 96"
- Depth: 36"
- Height of work surface ranges from the floor: 28" to 47"
- Custom sizes available



Side view

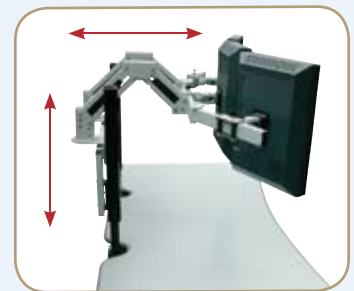

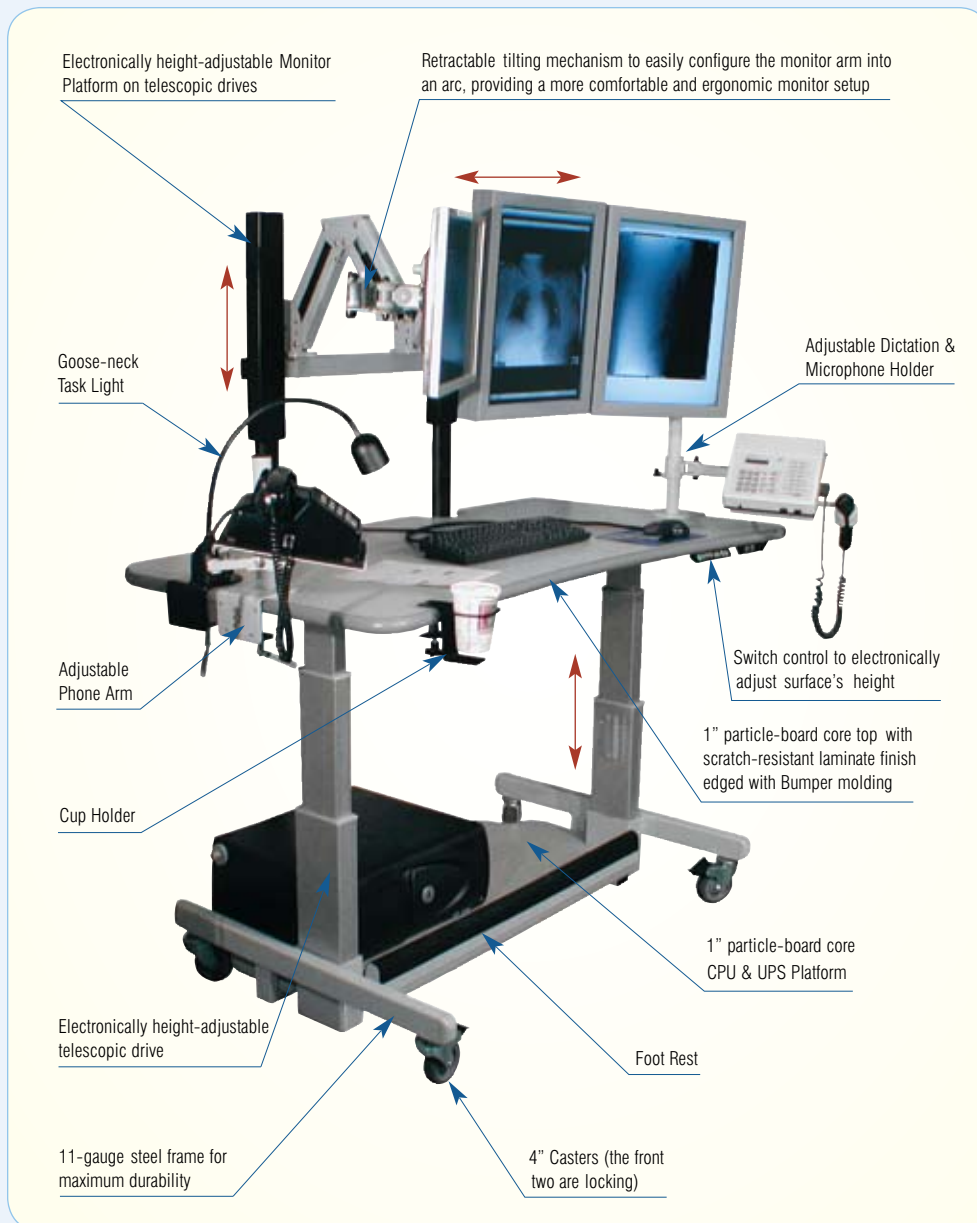


Ergo Tier Cart™

Our **Ergo Tier™** has a electronically height-adjustable independent of each other work surface and a monitor platform. The monitors may be retracted toward and away from the user.

Ergo Tier™ includes a full range of accessories to ensure the ultimate in reading comfort and convenience. Cable management keeps wires neat and unobtrusive, while dimmer-controlled task lighting illuminates the workspace at the desired intensity, reducing eye strain and monitor glare. Adjustable phone and dictation arms keep the equipment within easy reach, while leaving work surfaces clutter-free.

Other useful features include a CPU/UPS holders, sturdy footrest to ease back strain and even a metal cup holder positioned to avoid spills. Four-inch locking casters facilitate easy movement.



Vertical, retractable, tilting mechanism and adjustable arc design for maximum monitor reading comfort

Electronic Height-adjustable



Standing position

Specifications

- Width: 48", 60", 72", 84", 96"
- Depth: 34", 36"
- Height of the work surface ranges from the floor:
Work surface: 28" to 47"
Monitors: 38" to 57"



A. Ergo Tier Cart™ 60"W x 34"D:

- Soft Ergonomic work-surface shape
- LCD Monitor Arms on telescopic drives # AFCErgo03
- Adjustable Phone Arm # TA002
- Goose-neck Task Light # TAL200A
- Metal Cup Holder with clamp # MCH-100
- Bottom shelf
- Foot Rest # FR010

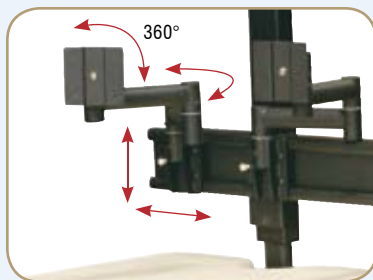


Seated position

B. Ergo Tier Cart™ 60"W x 36"D:

- Bean-shaped work surface
- LCD Monitor Arms on telescopic drives # AFCErgo06_Rail2
- Keyboard Arm # KA9000
- Keyboard Tray # TR2000 with retractable Mouse Tray
- Bottom shelf

Mounting Z-arms onto a track on an electronically height-adjustable platform provides a full range of motion for each monitor, as well as the ability to change the overall monitor height with the press of a button.



C. Ergo Tier Cart™ 84"W x 34"D:

- Soft Ergonomic work-surface shape
- Z-series Monitor Arms on telescopic drives # AFCErgo05_Z
- Metal Cup Holder with clamp # MCH-100
- Two split bottom shelves



D. Ergo Tier Cart™ 72"W x 60"W x 30"D x 30"D:

- Corner work-surface shape
- LCD Monitor Arms on telescopic drives # AFCErgo03
 - Three bank one row illuminator
 - Flipper cabinet with two doors # FC
 - CPU Holder # CPU10
 - Bottom shelf



E. Ergo Tier Cart™ 84"W x 72"W x 30"D x 30"D:

- Corner work-surface shape
- LCD Monitor Arms on telescopic drives # AFCErgo04
- Keyboard Arm # KA9000
- Keyboard Tray # TR2000 with retractable Mouse Tray
- Adjustable Phone Arm # TA002
- Dictation Arm # TA003B
- Bottom shelf



Ergo Tier Cart with MobiCube™

The **Ergo Tier Cart with MobiCube™** includes partitions that provide privacy and act as a sound and light barrier.

It combines a strong, durable, height-adjustable workstation with a new flexible flat-panel monitor platform. At the touch of a button, the height of the work surface and displays can be adjusted to the desired level.

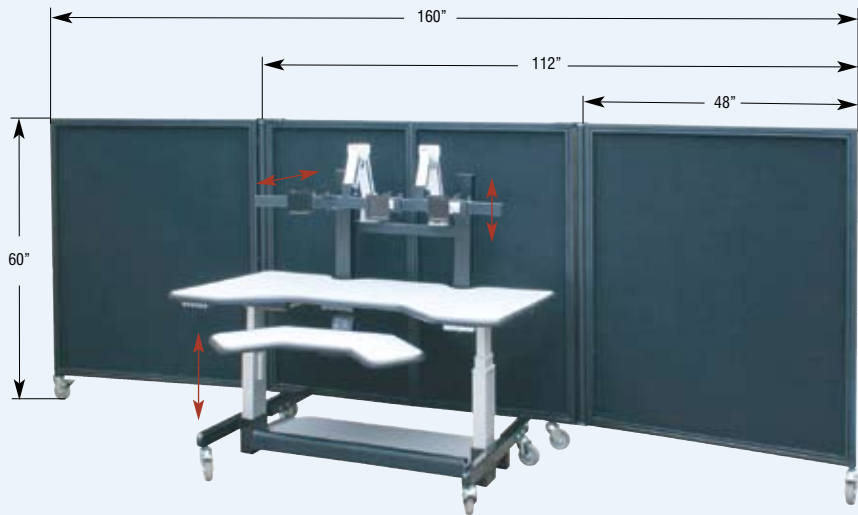
The monitor's forward, backward, and tilt positions can also be modified to meet the user's exact needs. Whether seated or standing, users will enjoy a comfortable and ergonomically enhanced work environment.

The **MobiCube™** panels are mounted on AFC's workstations that can roll anywhere to instantly create a reading room environment. These partitions have special hinges that allow you to position them in any angle ranging from 0-90 degrees that can be locked into place using the two lockable casters.

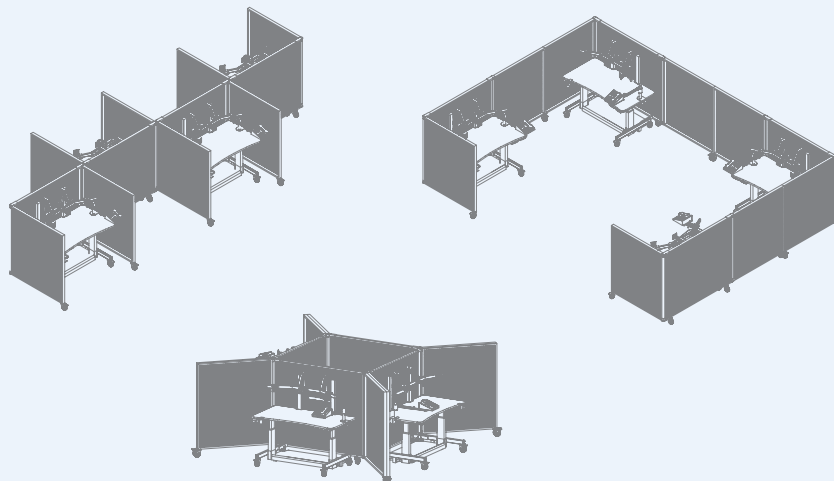
The **MobiCube™** can either create a cubicle or act as a partition along the length of the room itself, without going through the complexities of installation or building codes as all our products come fully assembled.

F. Ergo Tier Cart™ 60"W x 34"D with MobiCube™:


- Deep Ergonomic work-surface shape
- LCD Monitor Arms on telescopic drives # AFCErgo03
- Keyboard Arm # KA6000
- Keyboard Tray # TR30000
- AmbiTask Light Combo # AMBL001
- Bottom shelf
- Foot Rest # FR010
- MobiCube™



MobiCube™ configurations



Work-surface shapes



Dual Tier Cart

AFC's **Dual Tier Cart** is ideal for professionals who require two independently adjustable surfaces to perform their tasks. With the simple touch of a button, the **Dual Tier** lets you adjust the height of the monitors as well as the work surface, from a seating position to a standing position.


In its bifocal position, the monitor height lowers for maximum viewing convenience. This flexibility of unlimited configurations delivers optimum body positioning and comfort.

Why adjust yourself to your workstation when the **Dual Tier Cart** adjusts to you?



Keypad to electronically adjust surfaces' height with LED display and four memory presets

Work-surface shapes



Seated position



Bifocal position



Standing position

B. Dual Tier Cart 60"W x 36"D:

- Standard work-surface shape
- Three clamp-mount Monitor Arms # AFC02
- Keyboard Arm # KA6000
- Keyboard Tray # TR2000 with retractable Mouse Tray
- Bottom shelf



A. Dual Tier Cart 48"W x 36"D:

- Standard work-surface shape
- Clamp-mount Monitor Arms # AFC02
- Metal Cup Holder with clamp # MCH-100
- Bottom shelf

C. Dual Tier Cart 60"W x 36"D:

- Standard work-surface shape
- Two clamp-mount Monitor Arms # AFC02
- Phone Arm # TA002
- AmbiTask Light Combo # AMBL001
- Metal Cup Holder with clamp # MCH-100
- Bottom shelf
- Foot Rest # FR010

Features

- Cold-rolled 11-gauge steel frame with epoxy-powder-coated finish
- Particle-board core top with your choice of high-pressure laminate finish edged with Bumper molding
- Electronic height-adjustment of each tier
- Customized Ergonomic work surfaces available
- Multiple colors available (for standard colors, see page 31)
- 4" casters (two of them locking)
- Glides and additional accessories available (see page 27)



D. Dual Tier Cart 60"W x 36"D:

- Standard work-surface shape
- Two clamp-mount Monitor Arms # AFC02
- Two clamp-mount Monitor Arms # AFCFlexoArm
- Storage Cabinet on bottom shelf



F. Dual Tier Cart 60"W x 36"D:

- Soft Deep Ergonomic work-surface shape
- Bottom shelf



I. Dual Tier Cart 64"W x 64"D:

- Banana Corner work-surface shape
- Three bank one row illuminator
- Three clamp-mount Monitor Arms # AFC02
- Phone Arm #TA002
- AmbiTask Light Combo # AMBL001
- Metal Cup Holder with clamp # MCH-100



E. Dual Tier Cart 72"W x 36"D:

- Standard work-surface shape
- Two bank 2 row illuminator
- Three clamp-mount Monitor Arms # AFC02
- Bottom shelf



G. Dual Tier Cart 72"W x 48"D:

- Standard with Cutout work-surface shape
- Bottom shelf



H. Dual Tier Cart 64"W x 64"D:

- Banana Corner work-surface shape
- Four clamp-mount Monitor Arms # AFC02
- Corner split bottom shelf



J. Dual Tier Cart 90"W x 72"D

- Corner work-surface shape
- Four clamp-mount Monitor Arms # AFC02
- Phone Arm # TA002
- Bottom shelf

Specifications

Work-surface shape	Standard	Banana Corner	Corner
Work surface width	48", 60", 72", 84", 96"	64"	48", 60", 72", 84"
Total depth	36"	64"	68" – 112"
Back tier depth	16", 20", 24"	16"	16", 20", 24"
Front tier depth	12", 16"	16"	12", 16"
Return depth	—	—	18", 24"
Front tier overall depth	—	—	48", 60", 72", 84"

Height of work surface ranges from 28" to 47" from the floor

Configure your own Dual Tier Cart with our **Interactive Builder** at www.AFCindustries.com/dualtier

Electronic Height-adjustable

Single Tier Cart



Our **Single Tier Cart** is the perfect choice when you need to adjust the workstation to your own size and preferences. With a full range of design options, it is bound to fit your needs. Electronic height adjustment makes the **Single Tier Cart** versatile for multiple users and work environments.



Keypad to electronically adjust surface's height with LED display and four memory presets



A. Single Tier Cart 36"W x 24"D:

- Standard work-surface shape
- Keyboard Arm # KA6000
- Keyboard Tray # TR2000 with retractable Mouse Tray
- Bottom shelf



B. Single Tier Cart 72"W x 30"D:

- Deep Ergonomic work-surface shape
- Keyboard Arm # KA6000
- Keyboard Tray # TR3000
- Bottom shelf



C. Single Tier Cart 48"W x 24"D:

- Standard work-surface shape
- Top shelf
- Keyboard Arm # KA6000
- Custom Keyboard Tray
- CPU Holder # CPU-01
- Modesty back panel
- Handle
- Bottom shelf



D. Single Tier Cart 60"W x 30"D:

- Standard work-surface shape
- Keyboard Storage Drawer # KSD01
- Two adjustable CPU Holders # CPU-11
- UPS Holder
- Split bottom shelf
- Glides # GLID-ADJ



E. Single Tier Cart 60"W x 30"D:

- Bean-shaped work surface
- Keyboard Arm # KA6000
- Keyboard Tray # TR2000 with retractable Mouse Tray
- CPU Holder # CPU-10
- Bottom shelf

Features

- Cold-rolled 11-gauge steel frame with epoxy-powder-coated finish
- Particle-board core top with a high-pressure laminate finish of your choice
- Customized Ergonomic and Standard work surfaces available edged with T-molding/Bumper molding
- Electronically height-adjustable work surface
- Multiple colors available (for standard colors, see page 31)
- 4" casters (two of them locking)
- Glides and additional accessories available (see page 27)

Specifications

- Width: 36", 48", 60", 72", 84", 96"
- Depth: 24", 30", 36"
- Height of work surface ranges from the floor: 28" to 47"
- Custom sizes available

Work-surface shapes

Standard

for all widths

Standard
w/ cutout

for tables 48" wide and up

Soft Ergonomic

for all widths

Light Ergonomic

for tables 60" wide and up

Deep Ergonomic

for tables 48" wide and up

Bean-shaped

for tables 48" wide and up

Ergonomic
Hexagon

for tables 60" wide and up

ErgoHex
w/ Cutout

for tables 72" wide and up



F. Single Tier Cart 72"W x 30"D:

- Bean-shaped work surface
- Two Keyboard Arms # KA6000
- Two Keyboard Trays # TR2000 with retractable Mouse Trays
- File holder
- Bottom shelf



G. Single Tier Cart 72"W x 30"D:

- Soft Ergonomic work-surface shape
- Z-series Monitor Arms for three monitors # AFCRail03
- Pencil Drawer # PD002
- Top shelf
- CPU Holder # CPU-99
- Partitions 72"W x 60"H
- Two split bottom shelves



H. Single Tier Cart 72"W x 36"D:

- Standard work surface
- 5 bank one row illuminator
- Four Clamp Mount Monitor Arms # AFC02
- Keyboard Arm # KA6000
- Keyboard Tray # TR2000 with retractable Mouse Tray
- Bottom shelf



I. Single Tier Cart 94"W x 36"D:

- ErgoHex with Cutout work-surface shape
- Z-series Monitor Arms for five monitors # AFCRail05-4Clamp
- Keyboard Arm # KA6000
- Keyboard Tray # TR2000 with retractable Mouse Tray
- Two CPU Holders # CPU 13-25



J. Single Tier Cart 94"W x 49"D:

- ErgoHex with Cutout work-surface shape
- Articulating Arm for 5 monitors # AFCFLEXO_5
- Swinglift Keyboard Arm # KA7001 with Custom Tray
- Three CPU Holders # CPU-10

Configure your own Single Tier Cart
with our **Interactive Builder** at
www.AFCindustries.com/singletier

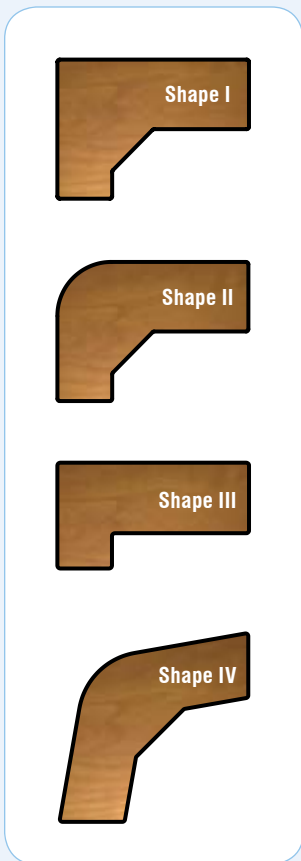
Electronic Height-adjustable



A spin-off of the **Single Tier Cart**, this handsome design is just right for anyone looking to maximize their workspace. Ergonomically designed work surfaces and keyboard trays along with electronic height adjustment add to the function and versatility of the **Single Tier Corner Cart**.

Select a work-surface shape below or have us customize a surface shape that best fits your requirements.

Work-surface shapes



Single Tier Corner Cart



A. Single Tier Corner Cart
48"W x 36"W x 18"D x 18"D:

- Work-surface shape III
- Bottom shelf




B. Single Tier Corner Cart
48"W x 48"W x 24"D x 24"D:

- Work-surface shape I
- Swinglift Keyboard Arm # KA7001
- Keyboard Tray # TR3000
- Bottom shelf



C. Single Tier Corner Cart
84"W x 60"W x 30"D x 30"D:

- Work-surface shape III
- Three clamp-mount Monitor Arms # AFC02
- Two Keyboard Arms # KA6000
- Wood Keyboard Tray # TR3000
- Keyboard Tray #TR2000 with retractable Mouse Tray
- Phone Arm # TA002
- Goose-neck Task Light # TAL200A
- Bottom shelf



D. Single Tier Corner Cart
56"W x 54"W x 30"D x 24"D:

- Work-surface shape III
- Clipboard Holder # WCH-100
- Phone Arm # TA002
- Retractable Pencil Drawer # PD002
- CPU Holder CPU-01
- Partition
- Fluorescent Under-shelf Light 18" wide # TAL300F
- Glides # GLID-ADJ



F. Single Tier Corner Cart
72"W x 72"W x 24"D x 24"D:

- Flipper cabinet with three doors # FC
- Work-surface shape I
- Keyboard Arm # KA6000
- Keyboard Tray # TR3000
- Two Phone Arms # TA002
- Two split bottom shelves
- Metal Film Box # FB-200
- Mobile Film Box # FB-100

Specifications

Overall work-surface width	48", 60", 72", 84", 96"
	48", 60", 72", 84", 96"
Work-surface depth	18", 24", 30", 36"
	18", 24", 30", 36"
Height of work surface ranges from the floor	28" to 47"



Telescopic Cart

Combining compact size, function, and mobility, the **Telescopic Cart** suits a wide range of uses and can easily be stationed wherever needed. The quiet ease of electronic height adjustment provides instant accommodation for multiple users, whether sitting or standing.

The **Telescopic Cart** comes in two configurations — Standard and Deluxe. Additional accessories available.



Keypad to electronically adjust surface's height

Features

- Cold-rolled 11-gauge steel frame with epoxy-powder-coated finish
- Particle-board core top with your choice of high-pressure laminate finish
- Chemical-resistant phenolic top and bottom surfaces available
- Work surface is electronically height-adjustable
- Multiple colors available (for standard colors, see page 31)
- Four 4" casters (two of them locking)
- Glides and additional accessories available (see page 27)

Specifications

- Width: 24", 30", 36"
- Depth: 24", 30", 36"
- Height of work surface ranges from the floor: 30" to 46"



A. Telescopic Cart 24"W x 30"D:

- Deluxe work-surface shape
- Clamp-mount Monitor Arm # AFC02
- Keyboard Arm # KA6000
- Keyboard Tray # TR2000 with retractable Mouse Tray



B. Telescopic Cart 30"W x 30"D:

- Deluxe work-surface shape
- Clamp-mount Monitor Arm # AFC02
- Keyboard Arm # KA6000
- Keyboard Tray # TR2000 with retractable Mouse Tray
- Wire Basket # WB-100
- CPU Holder # CPU13-25
- UPS Holder # UPS-01



C. Telescopic Cart 24"W x 24"D:

- Deluxe work-surface shape
- Retractable Keyboard Tray # KB01
- CPU Holder # CPU-07
- Wire Manager # WMF100




E. Custom Telescopic Cart 36"W x 22"D:

- Deluxe work-surface shape
- Clamp-mount Z-arm # AFCZ200-01
- Adjustable Phone Arm # TA002
- Metal modesty panel
- Floor mounted base



D. Telescopic Cart 24"W x 24"D:

- Standard work-surface shape
- Chemical-resistant phenolic work surface and bottom shelf
- Grommet-mount twin Monitor Arm # AFCPole2MH-1



Configure your own Telescopic Cart with our **Interactive Builder** at www.AFCindustries.com/telescopiccart



PC (Point of Care) Cart

Designed for maximum flexibility and streamlined movement, our **Point of Care Cart** enables healthcare personnel to bring advanced computer technology to the bedside, operating room and any location where patients will benefit from today's medical applications.

The **Point of Care Cart** features a small 20 1/2 x 24-inch footprint and large casters for easy movement. It is height-adjustable to enable computer use while the user is standing or seated. For maximum mobility, the cart can accommodate a battery power source and features a retractable keyboard and mouse tray.

The cart's all-metal body enables disinfection and clean room use. The **Point of Care Cart** comes in three different configurations — Standard, Dual and Deluxe. The **Dual Point of Care Cart™** enables independent movement of two surfaces. The top surface can be used as a laptop platform to accommodate various users.

Features

- Designed to hold laptop, PC-based computer, and small instruments. Ideal for use in exam or operating rooms, patient areas, or any space-limited areas.
- Built exclusively from cold-rolled steel with epoxy-powder-coated finish
- Easy height adjustment (pneumatic/electric)
- Flat-panel monitor mount VESA (100/75)
- Retractable Keyboard Tray and Mouse Tray
- Optional CPU/UPS Holder available
- Standard color – Textured Gray
- Multiple colors available (see page 31)
- Four rubber or plastic casters (two locking)
- Additional accessories available (see page 27)

Specifications

- Base width: 20 1/2"
- Base depth: 24"
- Work-surface width: 18"
- Work-surface depth: 19"
- Keyboard Tray size: 19"W x 8 1/2"D
- Height of work surface ranges from the floor: 28 1/2" to 39"
- Optimum weight: 13-15 lbs for each monitor

PNEUMATIC HEIGHT ADJUSTMENT



Standard PC Cart

ELECTRONIC HEIGHT ADJUSTMENT



Dual PC Cart



Deluxe PC Cart



PC Cart with battery

PC Cart with laptop lock and foldable keyboard tray



Dual PC Cart with foldable extension, wire basket, and pencil holder



Dual PC Cart with storage bins

Configure your own PC Cart with our **Interactive Builder** at www.AFCindustries.com/pccart

Command & Control Console

AFC has crafted a unique ergonomic **Command & Control Console** for healthcare staff that require viewing multiple monitors at one time. AFC's **Console** enhances human performance, comfort, and satisfaction in a fast-paced, high-tech modern work environment.

Our **Command & Control Consoles** have a height-adjustable work surface. The monitors can be electronically moved up and down independent of the work surface. We can also customize the **Consoles** to suit your exact viewing requirements of the particular healthcare unit.



Control switch to electronically adjust surface's height

Control switch to electronically adjust monitors' height



Extended monitor arms at both ends provide comfortable parabolic viewing shape.



Sliding and removable door panels allow easy access for wire management and servicing.

Features

- Cold-rolled 11-gauge steel frame with epoxy-powder-coated finish
- Retractable particle-board core top with your choice of high-pressure laminate finish edged with Bumper molding
- First and last columns of monitor holders have longer reach to provide parabolic shape for optimum viewing
- Electronic height adjustment of work surface and monitor platform
- Customized Ergonomic work surfaces available
- Extra quiet fans for maximum ventilation
- Multiple colors available (for standard colors, see page 31)
- 4" casters (the front two locking)
- Glides and additional accessories available (see page 27)

Specifications


- Width: 60", 72", 84", 96"
- Work surface depth: 18", 24", 30"
- Height of work surface ranges from the floor: 28" to 47"



A. Command & Control Console
84"W x 51"D with 15 monitors
(Light Ergonomic work-surface shape)



B. Command & Control Console
84"W x 51"D with eight monitors
(Standard work-surface shape)



C. Command & Control Console
84"W x 38"D with eight Z-arms

Our non-electric **Command & Control Console** features manual adjustment for monitors. It allows positioning based on monitor size and viewing angle required. Maximum height and width can be customized.

Carts and Racking Systems



SmartRack

The SmartRack is a space-saving solution for accommodating a variety of technical equipment. Highly versatile, this rack is available in multiple configurations for mounting LCDs, CRTs, CPUs, and all standard 19" rack-mount equipment.

◀ A. SmartRack 72"W x 72"D x 76"H:

- Six 24" wide frames
- Three Flipper cabinets
- Rack-mount brackets
- Three metal shelves
- Four Standard & one Corner work surfaces
- Adjustable Phone Arm # TA001
- Two Pedestals # P2BBF19MF
- 2" twin casters # CAS-2T & # CAS-2TB

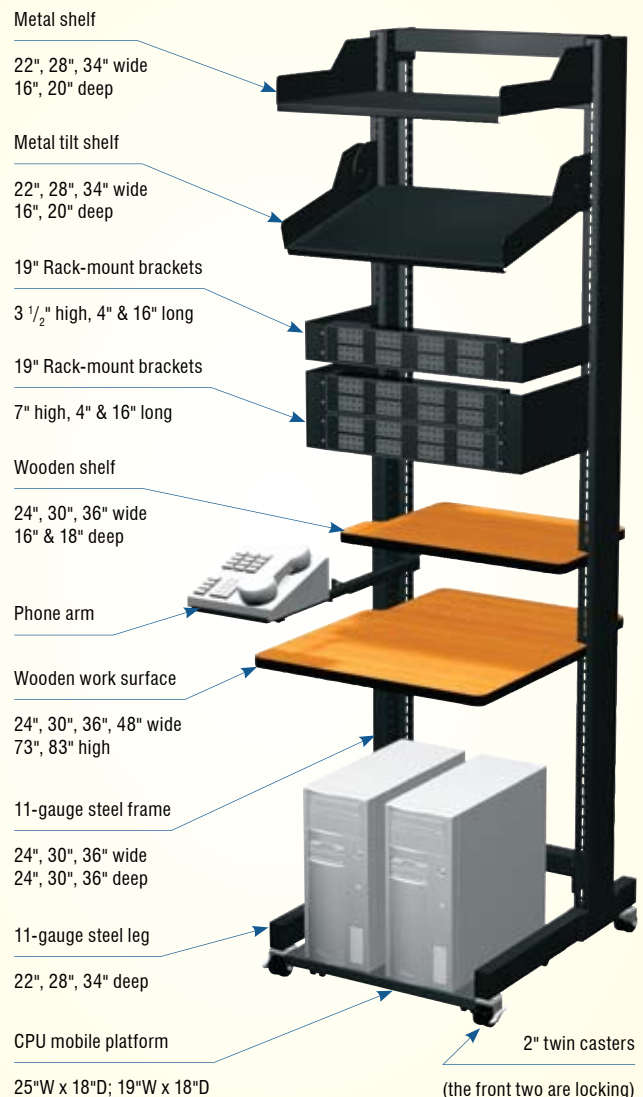
Features

- Cold-rolled 11-gauge steel frame with epoxy-powder-coated finish
- Particle-board core top with your choice of high-pressure laminate finish
- Customized Ergonomic and Standard work surfaces available edged with T-molding /Bumper molding
- Work surface and shelves are height-adjustable in one-inch increments
- Customized metal or wood shelves, fully adjustable and tiltable
- Multiple colors available (for standard colors, see page 31)
- Built-in wire-management conduits
- 2" casters (the front are locking)
- Glides and additional accessories available (see page 27)

Specifications

- Width of frame: 24", 30", 36"
- Depth: 24", 30", 36"
- Height of frame: 36", 48", 60", 73", 83"

SmartRack basic components



Configure your own SmartRack with our **Interactive Builder** at www.AFCindustries.com/smartrack



B. SmartRack 30"W x 30"D x 76"H:

- 30" wide frame
- Metal top shelf
- Rack-mount brackets
- Standard work-surface shape
- Adjustable Phone Arm # TA001
- Keyboard Arm # KA6000
- Keyboard Tray # TR2000 with retractable Mouse Tray
- Rolling shelf
- 2" twin casters # CAS-2T & # CAS-2TB



C. SmartRack 30"W x 30"D x 86"H:

- 30" wide frame
- Flipper cabinet
- Metal middle shelf
- Standard work-surface shape
- Two clamp-mount Monitor Arms # AFC02
- Keyboard Arm # KA6000
- Keyboard Tray # TR2000 with retractable Mouse Tray
- CPU Holder # CPU-11
- 2" twin casters # CAS-2T & # CAS-2TB

D. SmartRack 30"W x 30"D x 86"H:

- 30" wide frame
- Flipper cabinet
- Plastic bins
- Standard work-surfaces shape
- 2" twin casters # CAS-2T & # CAS-2TB



E. SmartRack 30"W x 30"D x 86"H:

- 30" wide frame
- Flipper cabinet
- Standard work-surface shape
- Modesty back panel # MBP
- Wall Mount with pneumatic adjustment of monitor arm and keyboard set # WM-RKMC-P
- 2" twin casters # CAS-2T & # CAS-2TB



F. SmartRack 36"W x 30"D x 86"H:

- 36" wide frame
- Metal tilt top shelf
- Two wooden middle shelves
- Standard work-surface shape
- Two Keyboard Arms # KA6000
- Two Keyboard Trays # TR2000
- Swinglift Keyboard Arm # KA7001
- Keyboard Wrist Rest # WR006
- Wall Mount # WM-RK-1M
- 2" twin casters # CAS-2T & # CAS-2TB



G. SmartRack 60"W x 30"D x 76"H:

- Two 30" wide frames
- Two metal shelves
- Two metal tilt shelves
- Two Standard work surfaces
- Base-mounted Monitor Arm # AFC03
- Two rolling shelves
- 2" twin casters # CAS-2T & # CAS-2TB



H. SmartRack 84"W x 30"D x 86"H:

- Two 24" wide & one 36" wide frames
- One metal tilt shelf
- 11 straight metal shelves
- Three Standard work surfaces
- Unflushed bottom shelf
- Two flushed bottom shelves
- 2" twin casters # CAS-2T & # CAS-2TB



IntelliCart

Featuring cutting-edge design and flexibility, the **IntelliCart** gives you the versatility and mobility you've been looking for. Its soothing, fluid lines bring a relaxing touch to busy work environments.

With an elegant yet simple design, it is a strong and comfortable workstation that will last a lifetime.

Features

- Cold-rolled 11-gauge steel frame with epoxy-powder-coated finish
- Particle-board core top with your choice of high-pressure laminate finish
- 12" deep top shelf and 16" deep bottom shelf
- Work surface and shelves edged with Bumper molding
- Work surface is height-adjustable in one-inch increments
- Customized Ergonomic work surfaces available
- Multiple colors available (for standard colors, see page 31)
- 2" or 4" casters (two of them locking)
- Glides and additional accessories available (see page 27)

Specifications

- Width: 36", 48", 60", 72"
- Depth: 30", 36"
- Height ranges from the floor:
Work surface: 30"
Top shelf: 36"

*Swinglift Keyboard Arm
KA7001 in seated
position with tilt*



A. IntelliCart 36"W x 30"D x 39"H: ▶

- Top shelf
- Soft Ergonomic work-surface shape
- Grommet-mount Monitor Arm # AFC01
- Swinglift Keyboard Arm # KA7001
- Flushed bottom shelf
- 2" twin casters # CAS-2T& # CAS-2TB



B. IntelliCart 48"W x 30"D x 72"H:

- Flipper cabinet
- Top shelf
- Soft Ergonomic work-surface shape
- Swinglift Keyboard Arm # KA7001
- Handle
- Flushed bottom shelf
- 2" twin casters # CAS-2T & # CAS-2TB



C. IntelliCart 36"W x 30"D x 36"H:

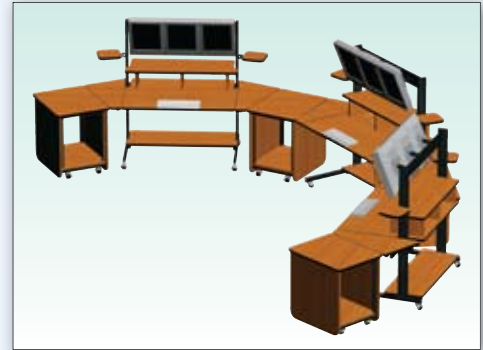
- Top shelf
- Soft Ergonomic work-surface shape
- Two clamp-mount Monitor Arms # AFC02
- Keyboard Arm # KA6000
- Keyboard Tray # TR2000 with retractable Mouse Tray
- Flushed bottom shelf
- 4" casters # CAS-4 & # CAS-4B

SmartCart

The versatility offered by AFC's **SmartCart** makes it a wonderful addition to any work environment. With virtually limitless configurations and customization, this cart fits your needs perfectly. All **SmartCarts** are exclusively built from reinforced steel with pressurized scratch-resistant laminate surfaces, making them extremely strong and durable.

The **SmartCart** comes in two configurations — Standard and Deluxe. In contrast to Standard, our **SmartCart Deluxe** has concealed mounting holes that add aesthetic value to the station.

Choose from any combination of features and let us create the **SmartCart** that is right for you. No matter what your workplace requirements, you will find that our ergonomically designed **SmartCarts** enhance productivity and give you a lifetime of dependable and enjoyable service.



Features

- Cold-rolled 11-gauge steel frame with epoxy-powder-coated finish
- Particle-board core top with your choice of high-pressure laminate finish
- Customized Ergonomic and Standard work surfaces available edged with T-molding/Bumper molding
- Work surface and shelves are height-adjustable in one-inch increments
- 16" deep split bottom shelf on either one or both sides providing leg space or full-length bottom shelf to accommodate CPU or other computer-related products
- Multiple colors available (for standard colors, see page 31)
- 2" or 4" casters (two of them locking)
- Glides and additional accessories available (see page 27)

Specifications

- Width: 18", 24", 30", 36", 48", 60", 72", 84", 96"
- Depth: 18", 24", 30", 36"
- Height of work surface:
seated position 30" – 36"
standing position 42"



◀ **A. SmartCart 18"W x 18"D x 39"H:**

- Standard work-surface shape
- Clamp-mount Monitor Arm # AFC02
- Rotary Mouse Platform # RMP-1
- Middle shelf
- Flushed bottom shelf
- 2" twin casters # CAS-2T & # CAS-2TB



B. SmartCart 24"W x 18"D x 44"H: ▶

- Standard work-surface shape
- Clamp-mount Monitor Arm # AFC02
- Keyboard Arm # KA6000
- Keyboard Tray # TR2000 with retractable Mouse Tray
- Middle shelf
- Metal Film Box # FB-200
- Flushed bottom shelf
- 2" twin casters # CAS-2T & # CAS-2TB



▲ **C. SmartCart 30"W x 24"D x 30"H:**

- Soft Ergonomic work-surface shape edged with Bumper molding
- Swinglift Keyboard Arm # KA7001_B
- Flushed bottom shelf
- 2" twin casters # CAS-2T & # CAS-2TB



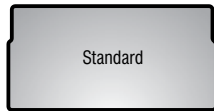
▲ **D. SmartCart 36"W x 30"D x 30"H:**

- Light Ergonomic work-surface shape
- Keyboard Arm # KA6000
- Keyboard Tray # TR2000 with retractable Mouse Tray
- Adjustable Phone Arm # TA002
- Adjustable CPU Holder # CPU-11
- Flushed bottom shelf
- 2" twin casters # CAS-2T & # CAS-2TB

Carts and Racking Systems

Available in a variety of configurations, it's hard to find a job this cart can't do. Its mobility allows it to go right to the action or when necessary stay out of the way. Whether the job requires sitting or standing, the **SmartCart** is there to help you get the job done.

Work-surface shapes



Standard
for all widths



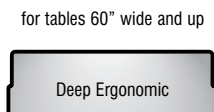
Standard w/ Cutout
for tables 48" wide and up



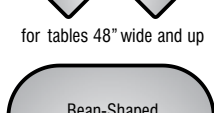
Soft Ergonomic
for all widths



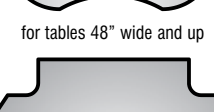
Light Ergonomic
for tables 60" wide and up



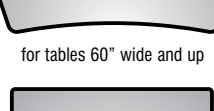
Deep Ergonomic
for tables 48" wide and up



Bean-Shaped
for tables 48" wide and up



Ergonomic Hexagon
for tables 60" wide and up



Wave
for tables 48" wide and up



E. SmartCart 24"W x 24"D x 42"H:

- Standard work-surface shape
- Retractable Keyboard Tray # KB01
- Drawer
- Flushed bottom shelf
- 4" casters # CAS-4 & # CAS-4B



F. SmartCart 24"W x 24"D x 50"H:

- Standard work-surface shape
- Keyboard Arm # KA6000
- Keyboard Tray # TR2000 with retractable Mouse Tray
- Two middle shelves
- Wood Film Box # FB-100-1
- 2" twin casters # CAS-2T & # CAS-2TB

G. SmartCart 30"W x 24"D x 50"H:

- Standard work-surface shape
- Keyboard Arm # KA6000
- Keyboard Tray # TR2000 with retractable Mouse Tray
- Middle shelf
- Metal Film Box # FB-200
- 2" twin casters # CAS-2T & # CAS-2TB



H. SmartCart 48"W x 30"D x 54"H:

- Top shelf
- Standard work-surface shape
- Side Extension # EX
- Keyboard Arm # KA6000
- Keyboard Tray # TR2000 with retractable Mouse Tray
- Unflushed bottom shelf
- 2" twin casters # CAS-2T & # CAS-2TB



I. SmartCart 72"W x 30"D x 76"H:

- Flipper cabinet with two doors # FC
- Standard work-surface shape
- Flushed bottom shelf
- 2" twin casters # CAS-2T & # CAS-2TB

J. SmartCart 72"W x 36"D x 72"H:

- 5 bank 1 row Illuminator
- Deep Ergonomic work-surface shape
- Three clamp-mount Monitor Arm # AFC02
- Adjustable Phone Arm #TA002
- Keyboard Arm # KA6000
- Keyboard Tray # TR3000
- Two Retractable Writing Platforms # RWP-900
- Modesty back panel #MBP
- Flushed bottom shelf
- 2" twin casters # CAS-2T & # CAS-2TB



Configure your own SmartCart
with our **Interactive Builder** at
www.AFCindustries.com/smartcart

Mobile Light Box Cart

A modification of the SmartCart, the **Mobile Light Box Cart**, gives you the flexibility to move your view box wherever your need. It features a useful work surface and shelf. AFC can configure your cart to the number of view panels you prefer. The **Mobile Light Box Cart** allows up to 2 rows of Light Panels.



K. Mobile Light Box Cart 30"W x 30"D x 72"H:

- Standard work surface shape
- 2 bank 2 row Illuminator
- Unflushed Bottom Shelf
- 2" Twin Casters # CAS-2T & # CAS-2TB

Specifications

- Width:
 - 30" (2 Bank Illuminator)
 - 48" (3 Bank Illuminator)
 - 60" (4 Bank Illuminator)
 - 72" (5 Bank Illuminator)
 - 84" (6 Bank Illuminator)
- Depth: 30", 36"
- Height ranges from the floor:

Work surface:	30"
Total height:	72"

A variety of "L" and corner configurations and customized models are available. Select the shape and size best suited to your application or call us for customization.



L. SmartCart 32"W x 32"W x 38"H:

- Top shelf
- Corner work-surface shape
- Keyboard Arm # KA6000
- Keyboard Tray # TR2000 with retractable Mouse Tray
- Flushed bottom shelf
- 2" twin casters # CAS-2T & # CAS-2TB

M. SmartCart

60"W x 44"W x 24"D x 24"D x 30"H:

- "L" shape work surface
- Flushed bottom shelf
- Glides # GLID-ADJ



N. SmartCart

60"W x 60"W x 24"D x 24"D x 30"H:

- Corner work-surface shape
- Keyboard Arm # KA9000
- Keyboard Tray # TR3000
- Two Side Extensions # EX
- Flushed bottom shelf
- 2" twin casters # CAS-2T & # CAS-2TB

O. SmartCart

60"W x 39"W x 16"D x 24"D x 30"H:

- Corner work-surface shape
- Keyboard Arm # KA6000
- Keyboard Tray # TR2000 with retractable Mouse Tray
- Split bottom shelf
- 2" twin casters # CAS-2T & # CAS-2TB



P. SmartCart

72"W x 60"W x 30"D x 30"D x 30"H:

- "L" shape work surface
- Articulating Arm for five monitors # AFCFlexo5
- Keyboard Arm # KA6000
- Keyboard Tray # TR2000 with retractable Mouse Tray
- Flushed bottom shelf
- 2" twin casters # CAS-2T & # CAS-2TB



Q. SmartCart

84"W x 72"W x 30"D x 30"D x 72"H:

- File top shelf
- "L" shape work surface
- Flushed bottom shelf
- 2" twin casters # CAS-2T & # CAS-2TB

Pole Cart



The compact size and adaptable nature of the **Pole Cart** makes it highly useful in a variety of applications and perfect for tight, high-traffic areas. It easily moves a computer system from one room to another and can support up to two flat-panel monitors, a keyboard, and a CPU. The **Pole Cart** can be adjusted from a seated to a standing position.

A. Pole Cart # PC-MKC

- Pole-mount Monitor Arm # AFC22
- Writing Platform
- Handle
- Keyboard Tray # TR2000 with retractable Mouse Tray
- Adjustable pole-mount CPU Holder # CPU13-25
- 4" casters # CAS-P & # CAS-PB




C. Pole Cart # PC-2MKC

- Pole-mount Dual Monitor Arm # AFCPoleMH-1
- Keyboard Tray # TR2000 with retractable Mouse Tray
- Adjustable pole-mount CPU Holder # CPU13-25
- Wire Basket # WB-100 (not included)
- 4" casters # CAS-P & # CAS-PB



D. Pole Cart with square base # PC-SQB-2ZMKC

- Pole-mount twin Z-arms # AFCZ200-02
- Keyboard Tray # TR2000 with retractable Mouse Tray
- Adjustable pole-mount CPU Holder # CPU13-25
- 4" casters # CAS-4 & # CAS-4B



B. Pole Cart # PC-MK-200

- Mirror-finished chrome plated 60" pole with built-in cutout for wire management
- Pole-mount Monitor Arm # AFC22 with tilt & pan movements
- Keyboard Tray # TR2000 with retractable Mouse Tray
- Data/electrical storage enclosure #WM202
- Additional base weight for increased stability
- 4" casters # CAS-P & # CAS-PB

Features

- Cold-rolled 11-gauge steel frame with epoxy-powder-coated finish
- Available with square metal base or five-prong leg metal base
- All individual components are height-adjustable and can be rotated 360 degrees around the pole
- Multiple colors available (for standard colors, see page 31)
- 2" or 4" casters (two of them locking)
- Wire Management and additional accessories available (see page 27)

Specifications

- Footprint:
Square base - 21"W x 21"D
Five-prong base - 26" diameter
- Overall height from the floor: 73"/60"

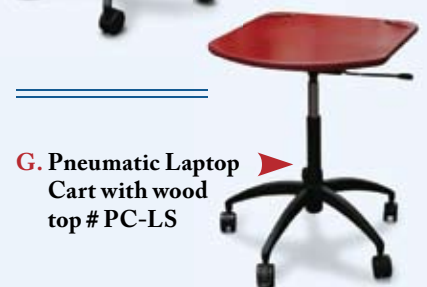
E. Tablet Cart # PC-L



Pencil Holder



F. Pneumatic Laptop Cart with stainless steel top # PC-S



G. Pneumatic Laptop Cart with wood top # PC-LS

Wall & Ceiling Mounts

I-Center



Not enough space on your floor?

I-Center provides you with the right workspace without consuming your floor space. **I-Center** can be easily mounted on the wall to accommodate a standard size monitor and keyboard.



Whether you are working in a confined high-traffic area, or you need to free up space, AFC's **Wall & Ceiling Mount** options offer ideal space-saving solutions to mount monitors, CPUs and keyboards.



The **Wall & Ceiling Mount Series** include VESA-compliant LCD monitor arms that can be mounted to the wall and ceiling. Some models provide a combination of a monitor arm, keyboard tray and CPU holder.

Features

- Removable front panel with security screws, preventing any theft concerns
- Fold-down keyboard tray with damper for smooth operation
- VESA-compliant monitor holder
- Grommet holes for cabling
- Laminated front and side wall to match your wall
- Multiple colors available (for standard colors, see page 31)
- Optional accessories include: CPU, mouse tray, scanner holder, cable management, lock
- Custom sizes available

Specifications

- Width: 25"
- Height: 25", 35"
- Depth: 6"
- Window size: 15"W x 11 1/2"H
- Keyboard shelf depth: 8"
- CPU size: 6"W x 7"H x 3"D



A. Lockable I-Center with wall-mount CPU enclosure for small form factor PC and Scanner Holder

B. I-Center with removable panel



C. I-Center with wall-mount CPU enclosure # CPU-08



D. I-Center with matching wall-mount CPU enclosure # IC01-1

Wall & Ceiling Mounts

Wall Mounts



AFC **Wall Mount** is perfect for high traffic spaces because of its compact design. This space saving solution is also ideal for areas where multiple operators use a single computer workstation.

Our **Monitor & Keyboard Wall Mounts** enable you to adjust both the keyboard and monitor height from a seated to standing position, as well as from left to right.

Features

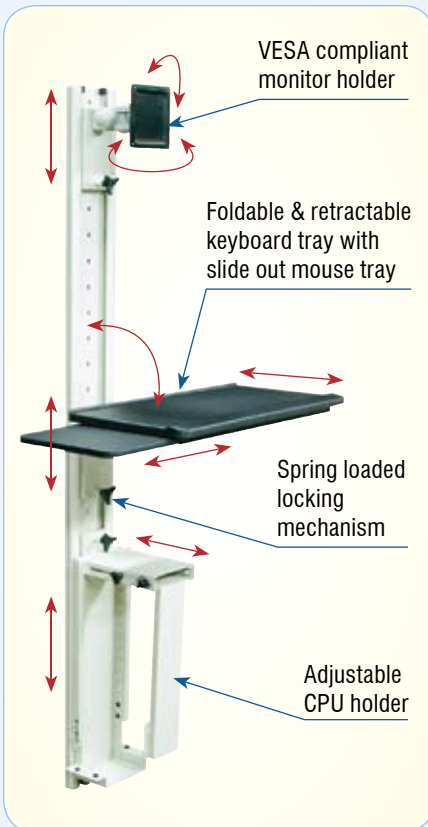
- Aluminum track 56" long with mounting holes
- All components are individually adjustable in increments of 2"
- Safety stopper at both ends
- Spring-loaded locking mechanism for simple and easy adjustment
- VESA-compliant monitor holder that can be adjusted from portrait to landscape views and tilted to avoid glare
- Foldable and retractable Keyboard Arm and Mouse Tray
- Adjustable CPU Holder (3 1/2"- 8 1/2"W, 13"- 25"H)
- Color: black with matte finish
- Multiple colors available (for standard colors, see page 31)
- Additional accessories available (see page 27)

Optional

- Horizontal or vertical positioning
- Double-monitor holder on single track
- Horizontal track for multiple monitors
- UPS Holder
- Mouse Holder



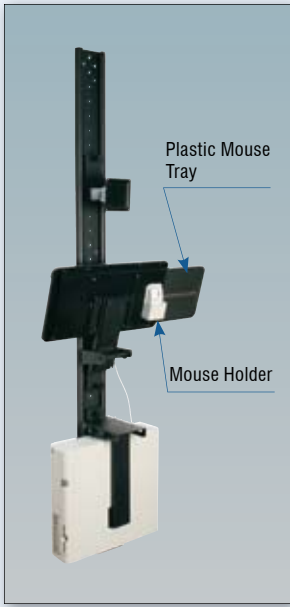
A. Pneumatically height-adjustable Wall Mount Combo
WM-C-AFC78-01



Configure your own Wall Mount with our **Interactive Builder** at www.AFCindustries.com/wallmount



B. Wall Mount with pneumatic lift
WM-RKMC-P-04



C. Wall Mount # WM-RKMC



D. Wall Mount # WM-RK-2M with CPU Holder # CPU 13-25


AFC's **Z-arm** allows adjusting the depth and left-right position of the LCD monitors.



E. Wall Mount # WM-RKZMC



F. Wall Mount # WM-RK2ZMC with UPS Platform



G. Wall Mount for five LCD monitors # WM-5M



Ceiling Mounts

A. LCD Ceiling Suspension # CM-LCD1



B. LCD Ceiling Suspension # CM-LCD4



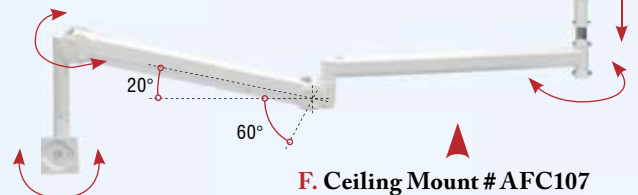
C. LCD Ceiling Suspension # CM-LCD2



D. Ceiling Mount # CM-Z



E. Ceiling Mount # CMZ-1FZ-V1X3



F. Ceiling Mount # AFC107

NEW

Partitions



Complete your workstation plan with AFC **Partitions**. Our **Partitions** absorb sound and provide privacy. They also prevent interference from monitors or other light sources.

They can be manufactured with a tinted or clear Plexiglas panel across the top so operators can see outside of their "cubicle." AFC offers **Partitions** that can be free-standing, or fixed to the floor or cart. AFC **Partitions** can be configured to suit your application.

Features

- 1" sound-absorbing fiber with reflector on one side
- Cold-rolled 11-gauge steel frame with epoxy-powder-coated finish
- Prevents light interference
- Can be used as a tack board
- Multiple colors available (for standard colors, see page 31)
- 1/4" thick free-standing base

Specifications

- Width: 36", 48", 60", 72"
- Height from the floor: 60", 72"

Optional

- 1/8" tinted or clear Plexiglas top
- Free-standing or fixed to the floor/cart



A. Partition 60"W x 60"H fixed to the Dual Tier



B. Partition 60"W x 60"H



C. Partition 60"W x 72"H



D. Partition 72"W x 60"H



E. Partition 72"W x 72"H

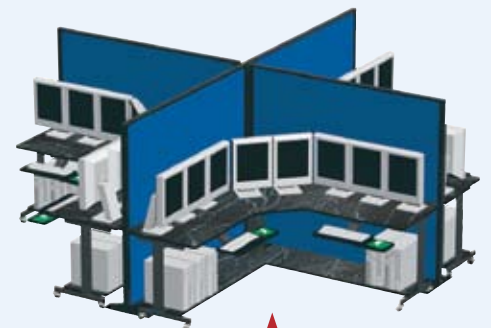


F. Partition 72"W x 72"H

Standard colors



G. Partition 84"W x 72"H



H. Partitions 60"W x 60"H fixed to the floor

AFC Industries, Inc. has an entire division devoted exclusively to the accessories you need for every conceivable requirement, including mounting your monitors in an ergonomically correct manner, holding your beverage cups, dictation arms, keyboard trays, lighting solutions for various rooms, cable management, and many others. Go to www.AFCindustries.com/accessories for detailed specs.

Illuminators/Light Boxes

AFC's **Illuminator** holds one 14"W x 17"H X-ray film per viewing panel. The self adjusting roller grip will hold each film securely in place.

Illuminators are available individually or in pre-assembled single and double row configurations, with a maximum of 6 viewing panels per row.



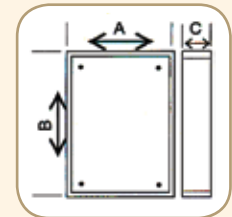
Features

- All steel construction
- High lustre white powder coat finish
- Roller gravity grip
- Trigger start
- One-piece Plexiglas viewing panel
- Tool-free, easily removable Plexiglas for quick access to lamps
- 115 VAC power supply standard
- Trigger start ballast
- Self-adjusting film grip
- Film activated auto switch
- Hospital grade plug
- Master On/Off switch
- UL and CSA approved
- Manufactured in the U.S.A.

Optional

- 15 or 30 degree angle bracket
- Every panel can either come with two, three or four bulbs
- 230 VAC power supply

Specifications



Viewing Area	A (width)	B (height)	C (depth)
1 bank	14.5"	21"	3.5"
2 bank	28.5"	21"	3.5"
3 bank	43.5"	21"	3.5"
4 bank	56.5"	21"	3.5"
5 bank	70.5"	21"	3.5"
6 bank	84.5"	21"	3.5"

LCD Monitor Arms/ Holders

Desktop Series	 <i>Electronic Height Adjustment</i>				
	Base-mounted ERGODT-01	Base-mounted AFC03	Base-mounted AFC03A	Base-mounted PedPolArm	Grommet Mount AFC01
					
	Grommet Mount AFCRAIL01 (w/ AFC10F)	Grommet Mount AFCRAIL01 (w/ AFC22)	Clamp Mount AFC11	Clamp Mount AFC02	Clamp Mount AFCFLEXOARM
					
Clamp Mount AFCPOLE	Clamp Mount AFCPOLE2MV-1	Clamp Mount AFCPOLE2MH-1	Clamp Mount AFCRAIL03	Clamp Mount AFC-KM-COMBO	

Wall Mount Series								
	AFC10A	AFC10C	AFC10E	AFC10F	AFC10G	AFC16	AFC22	AFC22G
								
	AFC05	AFC11B	AFC12	AFC18	AFC105		AFC78-21-1	
								
W2M-BAR	W3M-BAR	W4M-BAR	W5M-BAR		WM-ST-640			















Combining style with functionality, the **Z-series** with articulating monitor arms allows you to position your monitor at any viewing level, angle, and depth from the viewer, providing maximum flexibility. The **Z-series** comes with a clamp that can also be wall mounted.

Z-series				
	AFCZ200-01	AFCZ200-02	AFCZ100-02	AFCZ200-03
				
	AFCZ100-06	AFCZ200-06	AFCRAILZ04-3CLAMP	

The **EZ-series** — also with our articulating monitor arms — allows you to change the height of the monitors at the simple touch of a button. These **electronically height-adjustable** monitor arms also provide retractable and tilt adjustment, giving you maximum viewing options. The **EZ-series** can accommodate up to six LCDs (depending upon cart size and monitor weight) and can be mounted on AFC's workstations.

EZ-series		
	AFCERG003	AFCERG004_RAIL

CPU Holders

							
Table Mount CPU-01	Table Mount CPU-10	Table Mount CPU-11	Pole, Table or Wall Mount CPU 13-25	CPU-04	Table Mount CPU-01	Table Mount CPU-05	Base-mount CPU Cradle CPU-07
							
Base Mount CPU-99	Mobile CPU Cradle CPU-02	Wall mount CPU-16-AFC22	Wall Mount CPU-06	Wall-mount CPU Enclosure CPU-08	Wall-mount CPU Enclosure CPU-09	CPU Mounting Straps CPU-MS	

More Accessories

 <i>Economy</i>	 <i>Supreme</i>		 <i>Swinglift</i>	 <i>Metal with retractable Mouse Tray</i>	 <i>Plastic</i>	 <i>Plastic with retractable Mouse Tray</i>	 <i>Ergonomic</i>
Keyboard Arm KA6000	Keyboard Arm KA9000	Keyboard Arm KA3656	Keyboard Arm KA7001	Keyboard Arm & Tray WM-TR-M	Keyboard Tray TR1000	Keyboard Tray TR2000	Keyboard Tray TR3000
 <i>Keyboard Tray WM-ZKB-1</i>	 <i>Slide-out Keyboard Tray SKB002</i>	 <i>Retractable</i>	 <i>Retractable</i>	 <i>Palm Rest PAL1000</i>	 <i>Ergonomic Arm Rest FR001</i>	 <i>Rotary Mouse Platform RMP-1</i>	 <i>Mouse Holder M001</i>
Keyboard Tray WM-ZKB-1	Slide-out Keyboard Tray SKB002	Keyboard Tray KB01	Keyboard Tray KB03	Palm Rest PAL1000	Ergonomic Arm Rest FR001	Rotary Mouse Platform RMP-1	Mouse Holder M001
 <i>Keyboard Wrist Rest WR006</i>	 <i>Phone Arm TA001</i>	 <i>Phone Arm TA002</i>	 <i>Dictation Arm TA003B</i>	 <i>Phone Arm TA004B</i>	 <i>Ergonomic Foot Rest FR002</i>	 <i>Ergonomic Foot Rest FR008</i>	 <i>Back Support BS001</i>
Keyboard Wrist Rest WR006	Phone Arm TA001	Phone Arm TA002	Dictation Arm TA003B	Phone Arm TA004B	Ergonomic Foot Rest FR002	Ergonomic Foot Rest FR008	Back Support BS001

Cable Management & Power Solutions

		
Cable Manager WM100	Cable Ties 50 CM04	Cable Ties 10 CM03
		
Wire Clip WC100A	Grommet Outlet GROM-2	Wire Manager WMF100
		
Corrugated Wire Hose WMF200	In-desk USB Hub USB-04	Wire Manager WMF100
		
Power Strip 8 Plugs SS9003	Surge-suppressor Power Strip SS9000	Data & Power Ports DPA-01
		
Power Strip 24 Plugs SS9004	Portable AC power system PS-TD-1	

Lighting

	
Task Light TAL100A	Task Light TAL100B
	
Task Light TAL200A	Under-shelf Light TAL300F
	
Ambient Light AMBL002	AmbiTask Light Combo AMBL001

Room Layouts

- AFC engineers are available to help you design your work area.
- We are available for on-site evaluation of your facility.
- We can provide you with 3-dimensional drawings to allow you to evaluate designs before you place your order.

All AFC products can be customized to easily adapt to your professional and individual requirements. Whether you need help choosing the right components to configure a product, or are considering a complete room re-design, our staff is committed to offer you assistance every step of the way.


We offer site analysis and room layout services. We will provide you with complimentary 3-D room drawings, as well as product drawings.



Need help designing your workspace?

Color Chart

Laminate



Molding



Frame



Phenolic plastic


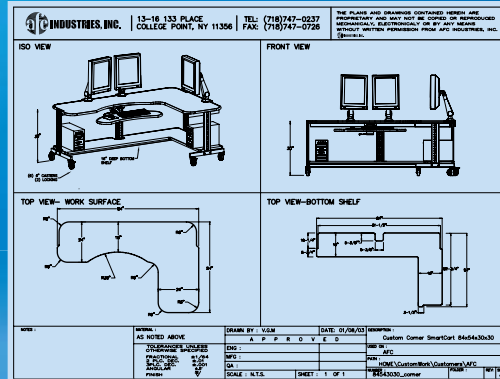


Additional colors available

Complimentary Services

AFC Industries, Inc. is here to help you create the most comfortable and productive work environment possible. Our premium services include complimentary 3-D product blueprints for all customized designs and detailed floor plans of your facility. Please contact us. We would be happy to discuss your needs and find the best furniture solution for your business.

Custom Designs



Customer Support

Toll Free Customer Support:
1.800.663.3412

Delivery

We deliver our products fully assembled to ensure maximum quality and convenience for our customers.

Contact Us

Tel: 1.718.747.0237

Fax: 1.718.747.0726

Rigorous Quality Control

Visit Us

www.afcindustries.com



13-16 133rd Place • College Point • NY 11356

Presorted Standard
US POSTAGE
PAID
Flushing, NY
PERMIT # 1427

Thank you
for choosing us
Thanks