

Ergonomic Environments in Healthcare

Catalog ▶ Issue 12, Vol. 1

Interactive Workstations



Carts & Racking Systems



Mobile Data Access



Mobile Adjustable Cassette Holders

Wall Mount Solutions



afc INDUSTRIES, INC.
Solution creators for working environments™

www.afcindustries.com

HUMAN INTERFACE IN A DIGITAL WORLD

Technology. It pervades our world. It has become a defining reality in the delivery of healthcare. Flooded with information, healthcare professionals strive to harness it effectively, efficiently, and with excellence, for the benefit of others.

Enter ... AFC Industries, a leading designer and manufacturer of ergonomic products that optimize human interface with medical technology. *Our mission is to create solutions that increase productivity, improve delivery of patient care, and alleviate stress at the intersection of healthcare providers and the computer-based tools that have become essential to their mission-critical jobs.*

AFC's relationships with leading radiologists and other professionals in the healthcare industry uniquely position the company to understand four key challenges facing providers and institutions:

First, the cost to workers and institutions of today's technology-centric healthcare environments — fatigue, physical stress, and injuries resulting from heavy use of computers over long hours.

Second, burgeoning demand for "whenever—wherever" access to electronic medical records and other data.

Third, the need for flexible, durable products in multi-user 24x7 environments.

Fourth, mounting pressure to maximize return on investment in physical plant and human capital.

AFC's wide array of adjustable workstations, point-of-care carts, computer carts, wall mounts and accessories offer solutions that adapt to YOU. Designed with ergonomic intelligence for a wide range of users and needs, they reduce stress and injuries and help professionals work more comfortably and effectively.

Our products provide data access when and where it is needed, throughout medical facilities. Ergo-

nomically flexible features can be adapted to any user, in seated or standing positions.

AFC's products can be readily tailored to individual requirements and preferences. Sales consultants and engineers are available to assist with both furniture and space design. The company builds to order, accommodates short lead times, and ships worldwide. Workstations, carts, and racks are built exclusively from reinforced steel for durability. Pressurized and scratch-resistant long-lasting laminates are available in a variety of colors. Items come fully assembled for optimal product protection, saving customers time and effort.

Join us for a tour of our catalog, and discover a world of intelligent, ergonomic solutions for human interface with the digital world.

Contents

Interactive Workstations 6 – 31

The Whitestone™ NEW!	8
Deluxe Ergo Tier Cart™	10
Ergo Tier Cart™	14
Dual Tier Cart™	20
Single Tier Cart™	24

Mobile Data Access 32 – 49

Telescopic Cart™	34
PC (Point-of-Care) Cart™	38
M ² Computing Cart™	44
Upright Cart™	46
Pole Cart™	47

Carts & Racking Systems 50 – 65

SmartRack™	52
IntelliCart™	54
SmartCart™	56
OmniBus™	64

Wall Mount Solutions 66 – 75

i-Center™	68
Wall Mounts	71
Video Wall	75

NEW! Adjustable Detector/Cassette Holders 76 – 79

Spine Smart™ Digital Radiography Detector Holder	78
MACH-ONE™ X-ray Cassette Holder	79

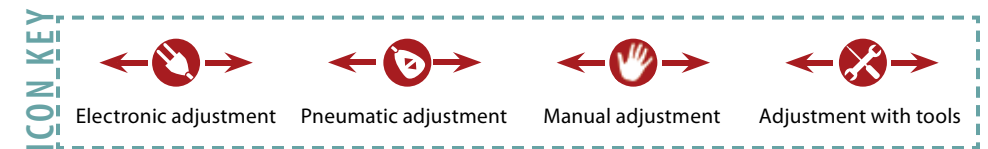
Accessories 80 – 89

Partitions	82
LCD Monitor Arms/Holders	84
More Accessories	88

NEW! Healthcare Security 90 – 93

Control Pod Console	92
Open Control Console	93

Room Layout / Standard Colors 94 – 95



Specifications in this catalog are subject to change without notice. Actual design may vary. The illustrations and pictures shown in this catalog are for presentation purposes only.

AFC Creates Dynamic Working Environments



AFC's wide range of products can help you turn any space into an ergonomic, flexible work environment.

1 PC Cart™
(page 38)

2 Telescopic Cart™
(page 34)

3 SmartCart™
(page 56)

4 i-Center™
(page 68)

5 SmartRack™
(page 52)

6 Dual Tier Cart™
(page 20)

7 Ergo Tier Cart™
(page 14)

8 Wall Mounts
(page 71)

9 M² Computing Cart™
(page 44)

10 Single Tier Cart™
(page 24)



INTERACTIVE WORKSTATIONS. Flexible. Adjustable. Adapt to you!

Sit. Stand. Raise monitors. Lower monitors. Move them in. Move them out. These are the building blocks of an ergonomic workstation.

Different users. Different needs.

AFC workstations. Electronically height-adjustable at the touch of a button. Independent adjustment of monitor height and focal length for optimal viewing. Digital readouts to preserve and easily return to your ideal settings for surface and monitor placement. Available with surface tilt. A host of valuable features—ambient LED backlighting to ease eye strain and improve reading quality; a variety of monitor platforms; mounting solutions for the growing interest in large monitors; acoustical privacy partition to improve concentration; pop-up data port and built-in USB hub to facilitate neat and tidy use of ancillary equipment. And more.

Our flexible workstations and carts come in a wide variety of sizes, shapes, multi-tiered designs, and color options that accommodate virtually any location and workplace need. They can be enhanced with cabinetry, shelving, computer storage, and retractable features.

AFC workstations. Helping you perform better.

Interactive Workstations

NEW!



The Whitestone™ 8



Deluxe Ergo Tier Cart™ 10




Ergo Tier Cart™ 14



Dual Tier Cart™ 20



Single Tier Cart™ 24



Features and Benefits

- Cold-rolled 11-gauge steel frame with epoxy-powder-coated finish
- Particle-board-core top with high-pressure laminate finish edged with bumper molding
- Electronic adjustment of work surface height and tilt
- Independent electronic adjustment of monitor height and focal length (forward/backward motion)
- Digital readout of surface height
- Digital readout of monitor height and focal length, with memory settings **NEW!**
- Monitor bracket # AFC2530 supporting up to 50 lbs **NEW!**
- Ambient LED backlighting with dimmer switch
- Advanced warm/cool air environmental control system regulated at the workstation **NEW!**
- Acoustical partition that reduces noise **NEW!**
- Split bottom shelves
- Pop-up data ports and a built-in USB hub embedded in the work surface
- Wire manager
- Power strip
- Four-inch casters (two of them locking)



Tilted position



Standing position



Pop-up data ports and a built-in USB hub embedded in the work surface

Specifications

- Work surface width: 84"
- Work surface depth: 34"
- Height from the floor:
 - Work surface: 28" to 47"
 - Monitors: 38" to 57"

THE WHITESTONE™ workstation is AFC's radiology dream station, loaded with valuable new enhancements as well as a full array of electronics, lighting, power and cable management that facilitate performance, comfort, and ease of use. New for AFC is an environmental heating and cooling system controlled at the workstation, allowing for direct regulation of temperature and alleviating heat generated by computer equipment. A new monitor bracket supports large monitors weighing up to 50 lbs, responding to a growing interest in larger radiology images. Digital readouts for all workstation settings—surface and monitor height and monitor focal length — enable every user to preserve and easily restore optimal settings. And we have added acoustical properties to our wraparound privacy partition to reduce extraneous sounds and create a more quiet environment for concentration.

Topping off this premium workstation, we have introduced the handsome Swietenia (*Swee-TEEN-ee-uh*) laminate, to enhance the aesthetics of your work environment.

Complete electronic adjustment capabilities are the foundation of this highly adaptable workstation—for surface height in sit-stand positions, surface tilt, and both vertical and horizontal adjustment of monitors. Ambient LED backlighting with dimmer control alleviates eye strain and improves the readability of images. A pop-up data port and USB unit is built into the work surface for convenient and tidy connection of almost any ancillary digital or electronic device. Multi-channel cable management keeps wires neat and unobtrusive and allows for important separation of power and electric wiring.

The Whitestone™— delivering superior comfort and adaptability to the requirements of different users and the demands of the evolving digital world.

Deluxe Ergo Tier Cart™



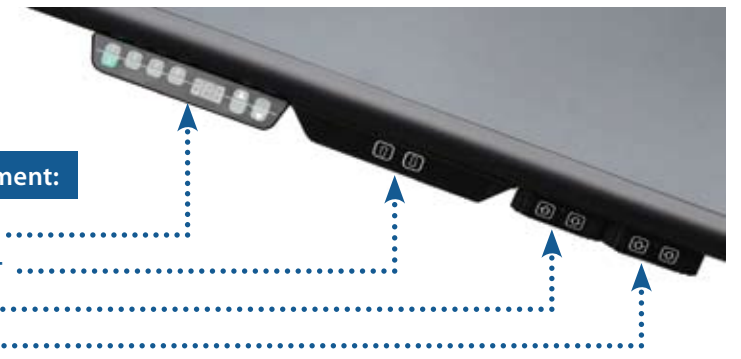
THE DELUXE ERGO TIER CART™ is designed to meet the need for easy electronic adjustment, at the touch of a button, of the work surface height and independent monitor positioning for height and focal length, as well as work surface tilt within a 15° range of motion. Both seated and standing work positions are accommodated, and a digital readout for surface height is standard with the **Deluxe Ergo Tier™**.

Enhancing features for lighting, privacy, computer storage, ancillary equipment, and more are offered on an optional basis. They include an attached wraparound privacy partition suited for radiology reading rooms occupied by more than one doctor; full or split bottom shelves, ambient LED backlighting with dimmer switch, pop-up data ports and a built in USB hub recessed in the work surface; and built-in fans or an advanced environmental control system for warm and cool air. See **Optional Features and Benefits** on the next page for a more complete list of options.



Electronic Adjustment:

- SURFACE HEIGHT
- MONITOR HEIGHT
- SURFACE TILT
- FOCAL LENGTH



Features and Benefits

- Cold-rolled 11-gauge steel frame with epoxy-powder-coated finish
- Particle-board-core top with your choice of high-pressure laminate finish edged with bumper molding
- Electronic adjustment of work surface height and tilt
- Electronic adjustment of monitor height and focal length (forward/backward motion)
- Multiple colors available (for standard colors, see page 95)
- Four-inch casters (two of them locking)
- Glides and additional accessories available (see page 80)

Specifications

- Work surface width: 60", 66", 72", 84", 96"
- Work surface depth: 30", 34", 36"
- Height from the floor:
 - Work surface: 28" to 47"
 - Monitors: 38" to 57"
- Custom sizes available

Optional

- Metal privacy partition affixed to the workstation, with or without acoustical material
- Advanced warm/cool air environmental control system regulated at the workstation **NEW!**
- Digital readout of monitor height and focal length, with memory settings **NEW!**
- Monitor bracket supporting up to 50 lbs **NEW!**
- Adjustable ambient LED backlighting with dimmer switch
- Pop-up data ports and a built-in USB hub embedded in the work surface
- Full or split bottom shelves



LCD Monitor Arms on telescopic drives with electronic adjustment of monitors' height and focal length



Adjustable LED backlight with dimmer switch




Pop-up units include Ethernet network and parallel ports as well as standard AC power outlets and can be customized to a site's particular needs.



Separate USB units include four ports, so you can easily connect and use almost any digital device while remaining seated.

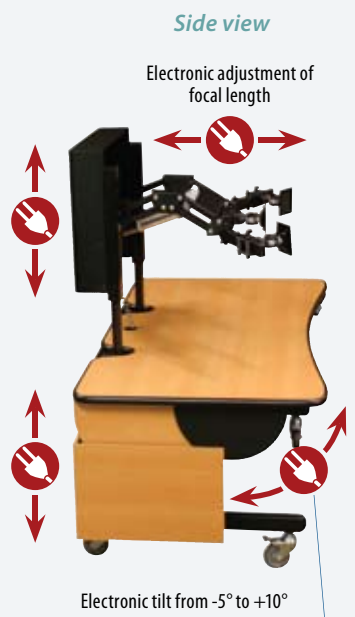
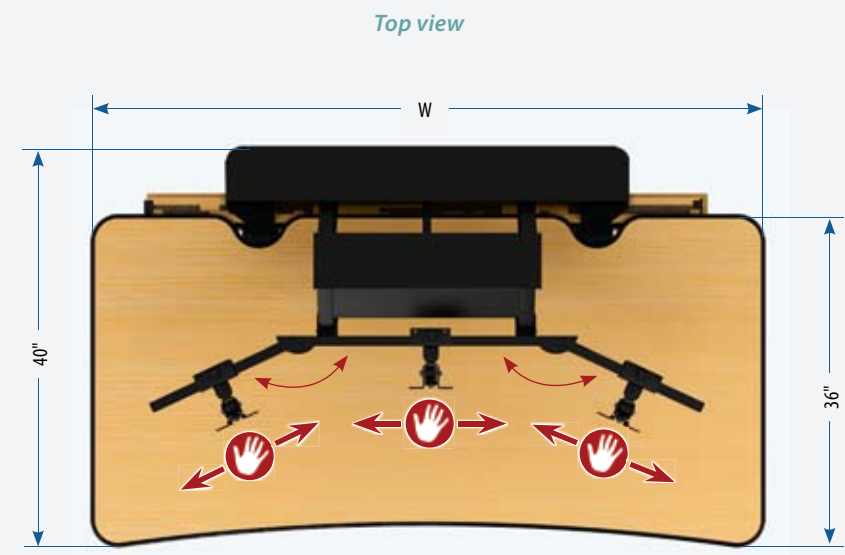


Note: Our partitions can be free-standing (see picture below) or affixed to the floor or cart (see page 82).



A. Deluxe Ergo Tier Cart™ 60"W x 36"D:

- LCD Monitor Arms on telescopic drives # AFCERGO03
- Adjustable Phone Arm # TA002
- Ergonomic Foot Rest # FR002
- Glides # GLID-ADJ



Monitors can be manually positioned to form an arc shape for optimum viewing



B. Deluxe Ergo Tier Cart™ 72"W x 36"D:

- LCD Monitor Arms on telescopic drives # AFCERGO03
- Adjustable Phone Arm # TA002
- Ergonomic Foot Rest # FR002

C. Deluxe Ergo Tier Cart™ 72"W x 36"D:

- LCD Monitor Arms on telescopic drives # AFCERGO03
- AmbiTask Light Combo # AMBL001
- Adjustable Phone Arm # TA002
- CPU Holder # CPU-07
- Split bottom shelf

D. Deluxe Ergo Tier Cart™ 96"W x 36"D:

- LCD Monitor Arms on telescopic drives # AFCERGO04
- Swinglift Keyboard Arm # KA7001 with Custom Tray
- AmbiTask Light Combo # AMBL001
- Adjustable Phone Arm # TA002

Note: Our AmbiTask Light Combo can be controlled with independent dimmer switches for total operator management of workstation lighting.



Ergo Tier Cart™




Ergo Tier Cart™ EFX 72"W x 30"D
(top shelf and accessories are optional)

THE ERGO TIER CART™ has independent, electronic height adjustment of the work surface and monitor platform. The monitors can be retracted toward and away from the user, either manually or electronically.

The Ergo Tier™ is available with a full range of accessories to ensure comfort and convenience. Cable management keeps wires neat and unobtrusive, while dimmer-controlled task lighting illuminates the work surface at the desired intensity, reducing eye strain and glare. Adjustable phone and dictation arms keep the equipment within easy reach, while leaving work surfaces clutter-free.

Other useful features include CPU/UPS holders, a sturdy footrest to ease back strain, and even a metal cup holder positioned to avoid spills. Four-inch locking casters facilitate easy movement.



Features and Benefits

- Cold-rolled 11-gauge steel frame with epoxy-powder-coated finish
- Particle-board-core top with your choice of high-pressure laminate finish edged with bumper molding or T-molding
- Electronic adjustment of work surface height
- Electronic adjustment of monitor platform height
- Electronic or manual adjustment of monitor platform focal length (forward/backward motion)
- Multiple colors available (for standard colors, see page 95)
- Four-inch casters (two of them locking)
- Glides and additional accessories available (see page 80)

Specifications

- Width: 48", 60", 72", 84", 96"
- Depth: 30", 34", 36"
- Height from the floor:
 - Work surface: 28" to 47"
 - Monitors: 38" to 57"

Optional

- Metal privacy partition affixed to the workstation, with or without acoustical material
- Advanced warm/cool air environmental control system regulated at the workstation **NEW!**
- Digital readout of monitor height and focal length, with memory settings **NEW!**
- Monitor bracket supporting up to 50 lbs **NEW!**
- Adjustable ambient LED backlighting with dimmer switch
- Pop-up data ports and a built-in USB hub embedded in the work surface
- Wire manager
- Top shelf
- Full or split bottom shelves



Electronic Adjustment:

- SURFACE HEIGHT
- MONITOR HEIGHT
- FOCAL LENGTH (OPTIONAL)



LED Task Light



Pop-up Data and Power Ports




Metal Cup Holder



Note: Our cable management keeps wires neat and unobtrusive.


Work Surface Shapes¹



¹ Availability of shape depends on size of the cart

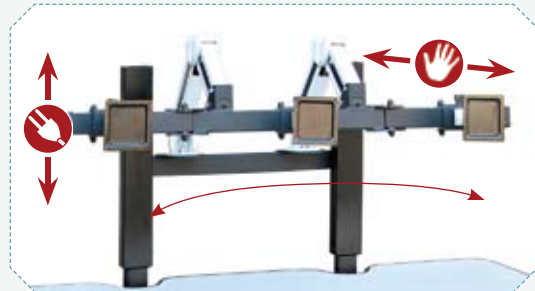
MONITOR PLATFORMS

EFX Series



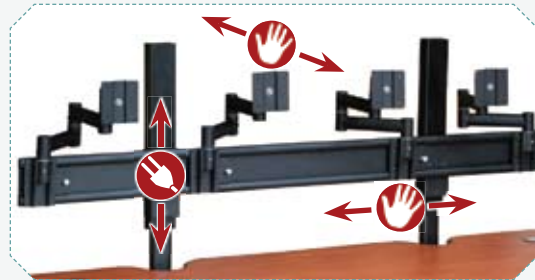
- Electronic adjustment of monitor height
- Electronic adjustment of monitor focal length
- Side wings allow outer monitors to form an arc

FX Series




- Electronic adjustment of monitor height
- Manual adjustment of monitor focal length
- Side wings allow outer monitors to form an arc

ZX Series



- Electronic adjustment of monitor height
- Manual adjustment of each monitor focal length
- Left-right sliding of each monitor on the track

RX Series



- Electronic adjustment of monitor height
- Left-right sliding of each monitor on the track
- Option:** extended monitor arms # AFC18 at both ends provide comfortable parabolic viewing shape



A. Ergo Tier Cart™ FX 60"W x 34"D:

- Soft Ergonomic work surface shape
- LCD Monitor Arms on telescopic drives # AFCERGO03
- Adjustable Phone Arm # TA002
- Metal Cup Holder with clamp # MCH-100
- Bottom shelf
- Foot Rest # FR010



Note: You can combine one of our electronically adjustable monitor platforms shown on the left with any work surface shape from page 15.



B. Ergo Tier Cart™ FX 60"W x 34"D:

- Deep Ergonomic work surface shape
- LCD Monitor Arms on telescopic drives # AFCERGO03
- Keyboard Arm # KA6000
- Keyboard Tray # TR3000
- Bottom shelf
- Foot Rest # FR010



C. Ergo Tier Cart™ RX 60"W x 36"D:

- Bean-shaped work surface
- LCD Monitor Arms on telescopic drives # AFCERGO06_RAIL2
- Keyboard Arm # KA9000
- Keyboard Tray # TR2000 with retractable Mouse Tray
- Bottom shelf

D. Ergo Tier Cart™ ZX 72"W x 36"D

- Soft Ergonomic work surface shape
- Z-series Monitor Arms on telescopic drives # AFCERGO04_Z
- Two desk-mount CPU Holders # CPU-01
- Two split bottom shelves



E. Ergo Tier Cart™ FX 72"W x 34"D:

- Deep Ergonomic work surface shape
- LCD Monitor Arms on telescopic drives # AFCERGO03
- Keyboard Arm # KA6000
- Keyboard Tray # TR3000
- Bottom shelf



F. Ergo Tier Cart™ FX 72"W x 34"D:

- Soft Ergonomic work surface shape
- LCD Monitor Arms on telescopic drives # AFCERGO04
- Pencil Drawer # PD002
- Two split bottom shelves



G. Ergo Tier Cart™ ZX 72"W x 34"D:

- Soft Ergonomic work surface shape
- Z-series Monitor Arms on telescopic drives # AFCERGO04_Z
- Adjustable CPU Holder



Ergo Tier Corner Cart™ Specifications

Overall work surface width	a	48", 60", 72", 84", 96"
	b	48", 60", 72", 84", 96"
Work surface depth	c	18", 24", 30", 36"
	d	18", 24", 30", 36"
Height of work surface from the floor	28" to 47"	



H. Ergo Tier Cart™ FX 72"W x 72"W x 24"D x 24"D:

- Corner work surface Shape III
- Two sets of LCD Monitor Arms on telescopic drives # AFCERGO03
- Pencil Drawer # PD002
- Two adjustable CPU Holders # CPU 13-25



I. Ergo Tier Cart™ FX 72"W x 84"W x 30"D x 30"D:

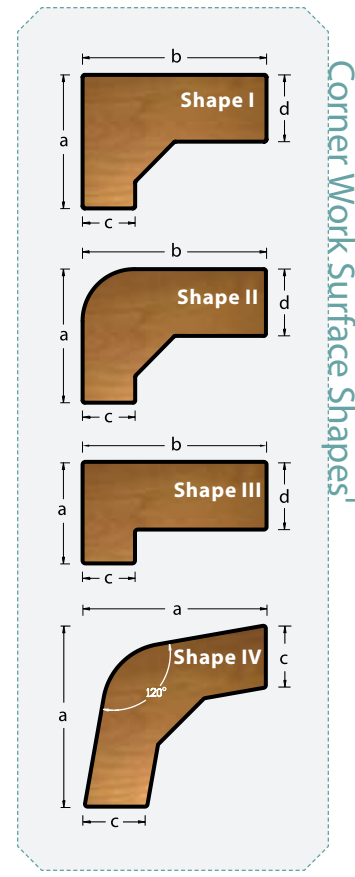
- Corner work surface Shape I
- LCD Monitor Arm on telescopic drives # AFCERGO04
- Keyboard Arm # KA9000
- Keyboard Tray # TR2000 with retractable Mouse Tray
- Adjustable Phone Arm # TA002
- Dictation Arm # TA003B
- Bottom shelf

J. The JW Treadmill Desk™ 83"W x 56"W x 21"D x 21"D:

- AFC Industries, with feedback from our customers, designed this ergonomic console that accommodates a variety of exercise devices, like treadmills, exercise bikes, or a stair stepper.
- Custom work surface shape
- LCD Monitor Arms on telescopic drives # AFCERGO05



Bottom Workstation Options



Corner Work Surface Shapes¹

¹ Availability of shape depends on size of the cart

Dual Tier Cart™



Dual Tier Cart™ 48"W x 36"D

THE DUAL TIER CART™ is ideal for professionals who require two independently adjustable surfaces to perform their tasks. At the touch of a button, the **Dual Tier™** lets you adjust the height of the monitors and work surfaces from a seated to a standing position.

In its bifocal position, the monitors are lower than the work surface, ensuring a comfortable viewing angle. This flexibility delivers optimum body positioning and comfort.

Why adjust yourself to your workstation when the **Dual Tier Cart™** adjusts to you?



Seated position




Bifocal position



Seated position



Standing position



Electronic Adjustment:

- TIER 1 HEIGHT
- TIER 2 HEIGHT

Features and Benefits

- Cold-rolled 11-gauge steel frame with epoxy-powder-coated finish
- Particle-board-core top with your choice of high-pressure laminate finish edged with bumper molding
- Independent electronic height adjustment of both tiers
- Customized ergonomic work surfaces available
- Multiple colors available (for standard colors, see page 95)
- Four-inch casters (two of them locking)
- Glides and additional accessories available (see page 80)



A. Dual Tier Cart™ 60"W x 36"D:

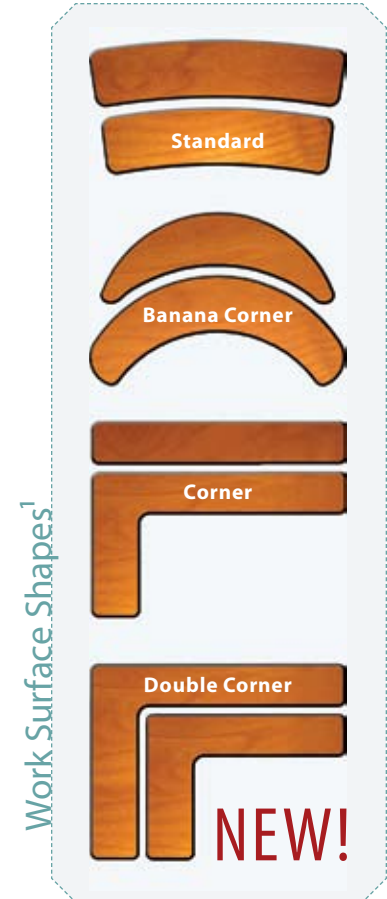
- Standard work surface shape
- Four Z-series Monitor Arms # AFCZ500-01
- Adjustable CPU Holders # CPU 13-25
- Goose Neck Task Light # TAL200A
- Bottom shelf

Optional

- Digital readout of tier 2 height

Dual Tier Cart™ Specifications

Work surface shape	Standard	Banana Corner	Corner
Work surface width	48", 60", 72", 84", 96"	64", 72"	48", 60", 72", 84", 96"
Total depth	32", 36", 40", 44"	64", 72"	68" – 112"
Back tier depth	16", 20", 24"	16"	16", 20", 24"
Front tier depth	12", 16"	16"	12", 16"
Return depth	—	—	18", 24"
Front tier overall depth	—	—	48", 60", 72", 84"
Height of work surface from the floor ranges from 28" to 47"			



Work Surface Shapes¹

¹ Availability of shape depends on size of the cart

Configure your own **Dual Tier Cart™** with our **INTERACTIVE BUILDER** at www.afcindustries.com/dualtier

B. Dual Tier Cart™ 48"W x 36"D:

- Standard work surface shape
- Back modesty panel



The Dual Tier's two height-adjustable surfaces allow it to accommodate different viewing positions for any user

C. Dual Tier Cart™ 60"W x 36"D:

- Standard work surface shape
- Two clamp-mount Monitor Arms # AFC02
- Phone Arm # TA002
- AmbiTask Light Combo # AMBL001
- Metal Cup Holder with clamp # MCH-100
- Bottom shelf
- Foot Rest # FR010



Clamp-mount Monitor Arm # AFC02

D. Dual Tier Cart™ 60"W x 36"D:

- Standard work surface shape
- Two clamp-mount Monitor Arms # AFCFLEXOARM
- Retractable Keyboard Tray # KB01
- Wire Manager # WMF100
- Mobile storage cabinet



Retractable Keyboard Tray # KB01

E. Dual Tier Cart™ 60"W x 36"D:

- Standard work surface shape
- Two clamp-mount Monitor Arms # AFC02
- Two clamp-mount Monitor Arms # AFCFLEXOARM
- Storage cabinet on bottom shelf



Clamp-mount Monitor Arms # AFC02 and # AFCFLEXOARM



F. Dual Tier Cart™ 64"W x 64"D:

- Banana Corner work surface shape
- CPU Holder



G. Dual Tier Cart™ 64"W x 64"D:

- Banana Corner work surface shape
- Four clamp-mount Monitor Arms # AFC02
- Corner split bottom shelf

H. Dual Tier Cart™ 72"W x 36"D:

- Standard work surface shape
- Z-series Monitor Arms # AFCRAILZ04-3CLAMP
- Two split bottom shelves
- Foot Rest # FR010



I. Dual Tier Cart™ 72"W x 44"D:

- Standard work surface shape
- Retractable Keyboard Tray # KB01
- Bottom shelf
- Glides # GLID-ADJ



J. Dual Tier Cart™ 72"W x 72"D:

- Corner work surface shape
- Bottom shelf

K. Dual Tier Cart™ 72"W x 72"D:

- Double Corner work surface shape
- Three Z-series Monitor Arms # AFCZ500-02
- Two CPU Holders



NEW!

Single Tier Cart™



Single Tier Cart™ 48"W x 24"D

THE SINGLE TIER CART™ is the perfect choice when you need to adjust the workstation to your own size and preferences. With a full range of design options, the **Single Tier Cart™** can meet almost any need. Electronic height adjustment makes the **Single Tier Cart™** versatile for multiple users and work environments.

A. Single Tier Cart™ 48"W x 30"D:

- Flipper Cabinet with two doors # FC
- Standard work surface shape
- Keyboard Arm # KA6000
- Keyboard Tray # TR2000 with retractable Mouse Tray
- Phone Arm # TA002
- Pedestal # P2BBF19MF
- Partitions with a clear Plexiglas top



Features and Benefits

- Cold-rolled 11-gauge steel frame with epoxy-powder-coated finish
- Particle-board-core top with your choice of high-pressure laminate finish edged with T-molding/ bumper molding
- Electronic adjustment of work surface height
- Variety surfaces shapes available
- Multiple colors available (for standard colors, see page 95)
- Four-inch casters (two of them locking)
- Glides and additional accessories available (see page 80)


Specifications

- Width: 36", 48", 60", 72", 84", 96"
- Depth: 24", 30", 36"
- Height of work surface from the floor: 28" to 47"
- Custom sizes available



Electronic Adjustment:

- SURFACE HEIGHT



Note: The round edges of your desk reduce pressure on the palm side of your wrist.

B. Single Tier Cart™ 36"W x 24"D:

- Standard work surface shape
- Keyboard Arm # KA6000
- Keyboard Tray # TR2000 with retractable Mouse Tray
- Bottom shelf

C. Custom Single Tier Cart™ 36"W x 30"D:

- Soft Ergonomic work surface shape
- Clamp-mount Monitor Arms # AFC02
- Pencil Drawer # PD002
- Retractable File Holder
- CPU Holder # CPU-01
- Back modesty panel



Pencil Drawer # PD002 and retractable File Holder

Work Surface Shapes

- Standard**
for all widths
- Standard w/ cutout**
for tables 48" wide and up
- Soft Ergonomic**
for all widths
- Light Ergonomic**
for tables 60" wide and up
- Deep Ergonomic**
for tables 48" wide and up
- Bean-shaped**
for tables 48" wide and up
- Ergonomic Hexagon**
for tables 60" wide and up
- ErgoHex w/ Cutout**
for tables 72" wide and up

D. Single Tier Cart™ 48"W x 24"D:

- Standard work surface shape
- Z-series Monitor Arm # AFCZ500-06
- Two adjustable CPU Holders
- Bottom shelf



Z-series Monitor Arm # AFCZ500-06

E. Single Tier Cart™ 48"W x 24"D:

- Top shelf
- Standard work surface shape
- Keyboard Arm # KA6000
- Custom Keyboard Tray
- CPU Holder # CPU-01
- Back modesty panel
- Handle
- Bottom shelf



F. Single Tier Cart™ 48"W x 24"D:

- Top shelf
- Standard work surface shape
- Keyboard Arm # KA6000
- Custom Keyboard Tray
- Metal modesty panel
- Bottom shelf

G. Single Tier Cart™ 48"W x 30"D:

- Bean-shaped work surface
- Bottom shelf



H. Single Tier Cart™ 60"W x 30"D:

- Standard work surface shape
- Keyboard Storage Drawer # KSD01
- Two adjustable CPU Holders
- UPS Holder
- Split bottom shelf
- Glides # GLID-ADJ



I. Single Tier Cart™ 60"W x 30"D:

- Top shelf
- Bean-shaped work surface
- Two clamp-mount Monitor Arms # AFC02
- Keyboard Arm # KA6000
- Keyboard Tray # TR2000 with retractable Mouse Tray
- Adjustable CPU Holder
- Bottom shelf



K. Single Tier Cart™ 72"W x 30"D:

- Top shelf
- Soft Ergonomic work surface shape
- Z-series Monitor Arms for three monitors # AFCRAILZ03
- Pencil Drawer # PD002
- CPU Holder # CPU-07
- Partition 72"W x 60"H
- Two split bottom shelves



J. Single Tier Cart™ 72"W x 30"D:

- File holder
- Bean-shaped work surface
- Two Keyboard Arms # KA6000
- Two Keyboard Trays # TR2000 with retractable Mouse Trays
- Bottom shelf



Z-series Monitor Arms for three monitors # AFCRAILZ03

Configure your own Single Tier Cart™ with our **INTERACTIVE BUILDER** at www.afcindustries.com/singletier

L. Single Tier Cart™ 84"W x 24"D:

- Soft Ergonomic work surface shape
- Z-series Monitor Arms for five monitors # AFCRAILZ05-5CLAMP
- Pencil Drawer # PD002
- Two split bottom shelves



M. Single Tier Cart™ 84"W x 36"D:

- ErgoHex with Cutout work surface shape
- Articulating Arm for four monitors # AFCFLEXO_4
- Keyboard Arm # KA6000
- Keyboard Tray # TR3000
- CPU Holder # CPU 13-25
- Back and side modesty panels



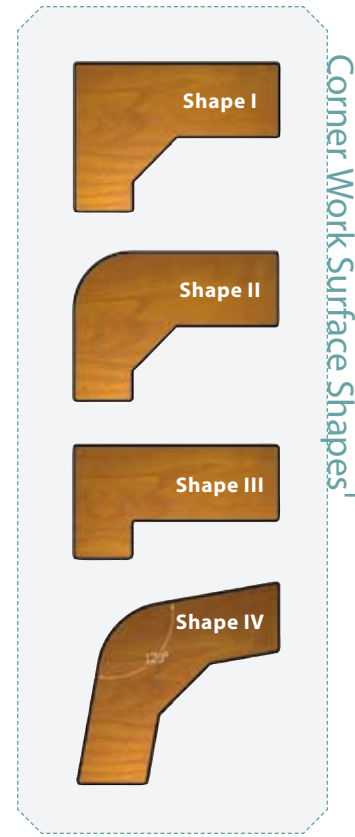
N. Single Tier Cart™ 96"W x 30"D:

- Standard with Cutout work surface shape
- Articulating Arm for five monitors # AFCFLEXO_5
- Pencil Drawer # PD002
- Two CPU Holders # CPU-01
- Bottom shelf




A spin-off of the **Single Tier Cart™**, this handsome design is just right for maximizing your workspace in executive suites and welcome areas. Ergonomically designed work surfaces compliment electronic height adjustment, enhancing the functionality and versatility of this **Single Tier Corner Cart™**.

Select a work surface shape below, or have us customize a surface shape that best fits your requirements.



¹ Availability of shape depends on size of the cart

Single Tier Corner Cart™ Specifications	
Overall work surface width	48", 60", 72", 84", 96"
	48", 60", 72", 84", 96"
Work surface depth	18", 24", 30", 36"
	18", 24", 30", 36"
Height of work surface from the floor	28" to 47"



Single Tier Corner Cart™ 84"W x 90"W x 30"D x 36"D

AA. Single Tier Cart™ 36"W x 48"W x 18"D x 18"D:

- Corner work surface Shape III
- Bottom shelf



BB. Single Tier Cart™ 48"W x 48"W x 24"D x 24"D:

- Corner work surface Shape I
- Swinglift Keyboard Arm # KA7001
- Keyboard Tray # TR3000
- Bottom shelf





CC. Single Tier Cart™ 56"W x 54"W x 30"D x 24"D:

- Clipboard Holder # WCH-100
- Corner work surface Shape III
- Phone Arm # TA002
- Retractable Pencil Drawer # PD002
- CPU Holder CPU-01
- Partition
- Fluorescent Under-Shelf Light 18" wide # TAL300F
- Glides # GLID-ADJ



DD. Single Tier Cart™ 72"W x 48"W x 30"D x 30"D:

- Flipper Cabinet with three doors # FC
- Corner work surface Shape I
- Three clamp-mount Monitor Arms # AFC02
- Keyboard Arm # KA6000
- Keyboard Tray # TR2000 with retractable Mouse Tray
- Retractable Writing Platform # RWP-900
- Split bottom shelf



GG. Single Tier Cart™ 72"W x 72"W x 24"D x 24"D:

- Custom work surface Shape I
- Keyboard Arm # KA6000
- Keyboard Tray # TR2000 with retractable Mouse Tray
- Retractable Pencil Drawer # PD002
- Split bottom shelf
- Glides # GLID-ADJf



HH. Single Tier Cart™ 72"W x 60"W x 30"D x 30"D:

- Corner work surface Shape I
- Clamp-mount Monitor Arm # AFCRAIL02
- Keyboard Arm # KA6000
- Keyboard Tray # TR3000
- Three adjustable CPU Holders
- Bottom shelf



EE. Single Tier Cart™ 72"W x 60"W x 24"D x 24"D:

- Top Shelf
- Corner work surface Shape III
- Two clamp-mount Monitor Arms # AFC02
- Keyboard Arm # KA6000
- Keyboard Tray # TR2000 with retractable Mouse Tray
- Bottom shelf



FF. Single Tier Cart™ 72"W x 72"W x 24"D x 24"D:

- Flipper cabinet with three doors # FC
- Corner work surface Shape I
- Three clamp-mount Monitor Arms # AFC02
- Keyboard Arm # KA6000
- Keyboard Tray # TR3000
- Two Phone Arms # TA002
- Gooseneck Task Light # TAL200A
- Two split bottom shelves
- Metal Film Box # FB-200
- Mobile Film Box # FB-100



II. Single Tier Cart™ 60"W x 84"W x 30"D x 30"D:

- Corner work surface Shape III
- Three clamp-mount Monitor Arms # AFC02
- Two Keyboard Arms # KA6000
- Wood Keyboard Tray # TR3000
- Keyboard Tray #TR2000 with retractable Mouse Tray
- Phone Arm # TA002
- Gooseneck Task Light # TAL200A
- Bottom shelf



JJ. Single Tier Cart™ 96"W x 48"W x 30"D x 30"D:

- Half-moon work surface shape
- Articulating Arm for 5 monitors # AFCFLEXO_5
- Keyboard Arm # KA6000 with custom Keyboard Tray



Optimizing your mobile computing needs

Today's healthcare world demands what we at AFC refer to as "Whenever ⇔ Wherever" access to data, including electronic medical records, radiology images, and more. The need has become ubiquitous, throughout all areas of healthcare facilities and professional functions — from radiology reading rooms to patient bed-sides, operating rooms, conference rooms and more; in oncology, cardiology, nuclear medicine, labor and delivery, and more.

AFC's array of durable mobile carts are designed to meet this need, while incorporating ergonomic features that make them adaptable to any user. Security features protect both sensitive patient information and computer equipment. Our carts are built from materials for thorough disinfection. They are available in footprints as small as 19" for easy maneuvering in tight places. Long-lasting batteries can be loaded so that carts can move from area to area without being tied to electrical outlets. Whatever your need, AFC can build a mobile cart solution for you.

Mobile Data Access



Telescopic Cart™ 34



PC (Point-of-Care) Cart™ 38



M² Computing Cart™ 44



Upright Cart™ 46



Pole Cart™ 47

Telescopic Cart™



Telescopic Carts™ 24"W x 24"D

THE TELESCOPIC CART™ is designed to accommodate tight spaces; the work surface is electronically height-adjustable to enhance comfort and ease of use, whether the operator is seated or standing.

Mobile on stable locking casters, the strong and durable **Telescopic Cart™** can be stationed wherever needed and makes adding an extra workstation easy and affordable. Available in nine width and depth combinations, the cart can accommodate up to two flat panel or CRT monitors.

All sizes are customizable with grommet-mount or clamp-style monitor arms, multiple laminate finishes and colors, keyboard arms and trays, and larger casters for two additional inches of height.



Electronic Adjustment:

- SURFACE HEIGHT
- SURFACE TILT (OPTIONAL)


Features and Benefits

- Cold-rolled 11-gauge steel frame with epoxy-powder-coated finish
- Particle-board-core top with your choice of high-pressure laminate finish
- Chemical-resistant phenolic top and bottom surfaces available
- Work surface is electronically height-adjustable with optional electronic tilt
- Multiple colors available (for standard colors, see page 95)
- Four four-inch casters (the front two are locking)
- Glides and additional accessories available (see page 80)

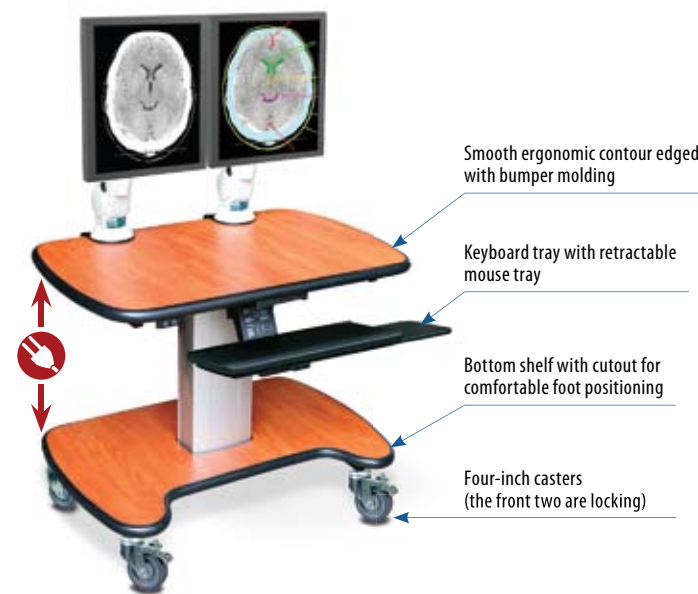
Specifications

- Width: 24", 30", 36"
- Depth: 24", 30", 36"
- Height of work surface from the floor: 30" to 46"

Telescopic Cart™ Sizes		
24"W x 24"D	30"W x 24"D	36"W x 24"D
24"W x 30"D	30"W x 30"D	36"W x 30"D
24"W x 36"D	30"W x 36"D	36"W x 36"D
Accommodates one flat panel monitor (or one CRT monitor)	Accommodates up to two flat panel monitors (or one CRT monitor)	Accommodates up to two flat panel monitors (or two CRT monitors)



Standard Telescopic Cart™




Deluxe Telescopic Cart™



A. Telescopic Cart™ 36"W x 30"D with electronically tilting work surface¹

¹ Shown with custom base



² Availability of shape depends on size of the cart

- B. Telescopic Cart™ 24"W x 24"D:**
- Deluxe work surface shape
 - Clamp-mount Z-arm # AFCZ500-02
 - Keyboard Arm # KA6000
 - Keyboard Tray # TR2000 with retractable Mouse Tray



Clamp-mount Z-arm for two monitors # AFCZ500-02

- C. Telescopic Cart™ 24"W x 24"D:**
- Standard work surface shape
 - Chemical-resistant phenolic work surface and bottom shelf
 - Grommet-mount twin Monitor Arm # AFCPOLE2MH-1




Grommet-mount Twin Monitor Arm # AFCPOLE2MH-1

- D. Telescopic Cart™ 24"W x 24"D:**
- Deluxe work surface shape
 - Clamp-mount Monitor Arm # AFCFLEXOARM
 - Keyboard Arm # KA6000
 - Keyboard Tray # TR2000 with retractable Mouse Tray
 - Two foldable extensions



Clamp-mount Monitor Arm # AFCFLEXOARM

- E. Telescopic Cart™ 24"W x 24"D:**
- Deluxe work surface shape
 - Retractable Keyboard Tray # KB01
 - CPU Holder # CPU-07
 - Wire Manager # WMF100



Back view

- F. Telescopic Cart™ 24"W x 24"D:**
- Deluxe work surface shape
 - Clamp-mount twin Monitor Arm # AFCPOLE2MH-1
 - Retractable Keyboard Tray # KB01
 - CPU Holder
 - Wire Basket # WB-100
 - CPU Holder # CPU-99



Clamp-mount twin Monitor Arm # AFCPOLE2MH-1

- G. Telescopic Cart™ 30"W x 24"D:**
- Corner work surface shape
 - Keyboard Arm # KA6000
 - Keyboard Tray # TR2000 with retractable Mouse Tray



- H. Telescopic Cart™ 30"W x 24"D:**
- Corner work surface shape



- I. Telescopic Cart™ 30"W x 24"D:**
- Standard work surface shape
 - Clamp-mount Monitor Arm # AFC02
 - Retractable Keyboard Tray # KB01
 - Two handles



- J. Telescopic Cart™ 30"W x 30"D:**
- Deluxe work surface shape
 - Clamp-mount Monitor Arm # AFC02
 - Keyboard Arm # KA6000
 - Keyboard Tray # TR2000 with retractable Mouse Tray
 - Wire Basket # WB-100
 - CPU Holder # CPU13-25
 - UPS Holder # UPS-01



Back view

Configure your own Telescopic Cart™ with our **INTERACTIVE BUILDER** at www.afcindustries.com/telescopiccart

PC Cart™ (Point-of-Care Cart)



Standard PC Cart™ 500

DESIGNED FOR MAXIMUM FLEXIBILITY AND STREAMLINED MOVEMENT, OUR PC CART™

brings advanced computer technology to any location. The PC Cart™ features a small 20 ½" x 24" footprint and large casters for easy movement. It is height-adjustable to enable computer use while the user is standing or seated. For maximum mobility, the cart can accommodate a battery power source. A retractable keyboard and mouse tray are included. The cart's all-metal body enables disinfection and clean-room use.


The PC Cart™ comes in three different configurations — Standard, Dual, and Deluxe. **Standard** and **Dual PC Carts™** have pneumatic height adjustment, while the **Deluxe PC Cart™** features electronic height adjustment. The **Dual PC Cart™** allows for independent movement of two surfaces; the upper surface can be used as a laptop platform.

Features and Benefits

- Designed to hold laptops, desktop computers, and small instruments; ideal for use in any space-limited locations
- Built exclusively from cold-rolled steel with epoxy-powder-coated finish
- Pneumatic or electric height adjustment
- Flat-panel monitor mount VESA (100/75)
- Retractable keyboard tray and mouse tray
- Optional CPU/UPS holder available
- Standard color — Textured Gray
- Multiple colors available (see page 95)
- Four rubber or plastic casters (the front two are locking)
- Additional accessories available (see page 80)

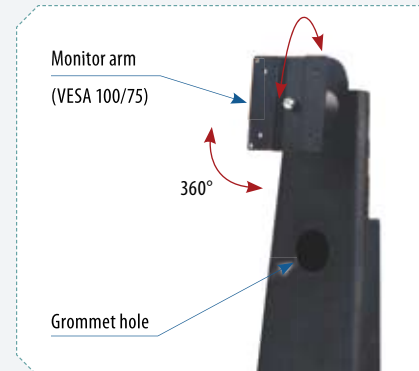
Specifications

- Rectangular base size: 20 ½"W x 24"D
- Work surface size: 20"W x 19"D
- Keyboard tray size: 19"W x 8 ½"D
- Height of work surface from the floor: 28 ½" to 39"




Pneumatic Adjustment:

▪ SURFACE HEIGHT




Flat Panel Monitor Mount (VESA 100/75)



Retractable keyboard tray with mouse tray closed



Retractable keyboard tray with mouse tray open



Standard PC Cart™ 500



The low profile of the PC Cart™ gets you closer to the patient's bedside



Optional Monitor Arms



PC Cart™ Accessories



- A. Standard PC Cart™ 500**
- Twin Monitor Arm # 2MH
 - Retractable keyboard tray with slide-out mouse tray
 - CPU holder # CPU-09
 - Mouse holder # M001



- B. Custom PC Cart™ 500**
- Z-series Monitor Arm
 - Z-series Keyboard Arm with retractable mouse tray # ZKB-2
 - Custom CPU Holder



- C. Custom PC Cart™ 500**
- Grommet-mount Monitor Arm # AFCPOLE
 - Locking drawer
 - Remote user interface
 - Retractable keyboard tray with slide-out mouse tray
 - Wire basket # WB-100
 - Mouse holder # M001

For high-traffic areas where the width and height of the base are crucial, especially between patient beds or medical equipment, AFC offers the PC Cart™ 700. Its specially designed star-shaped base has a small footprint of 22"/19" and an overall height of less than 6".

- D. PC Cart™ 700**
- Height of work surface from the floor: 23 ½" to 35 ½"
 - Monitor Arms # AFC16
 - Retractable keyboard tray with slide-out mouse tray
 - CPU holder # CPU-09
 - Mouse holder # M001
 - 22" star-shaped footprint



Note: We use special 3-inch wheels for the star-shaped base.

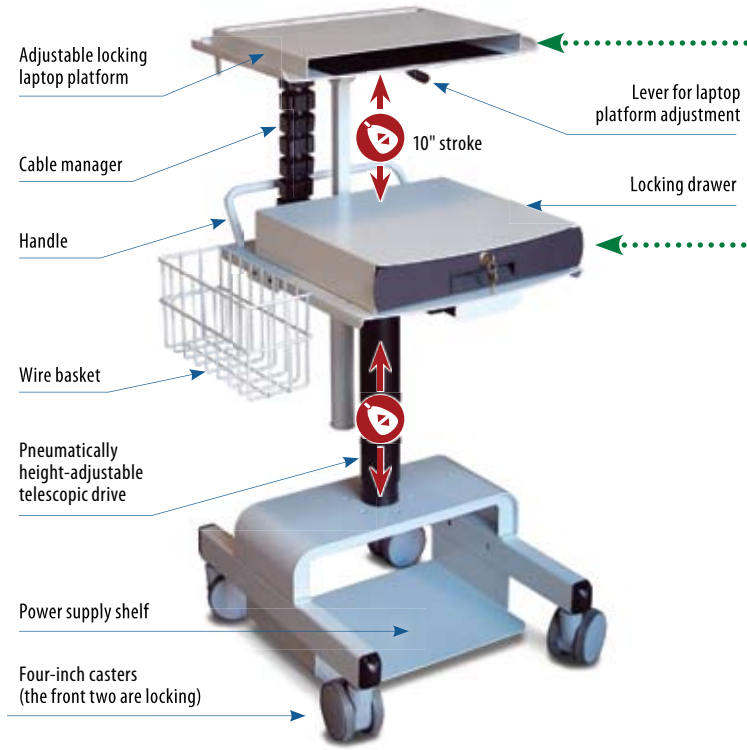


- E. PC Cart™ 700LP with laptop lock**
- Height of work surface ranges from the floor: 24 ½" to 36 ½"
 - Lockable laptop cover
 - Retractable keyboard tray with slide-out mouse tray
 - Retractable power cord
 - Cable hook
 - 19" star-shaped footprint

Note: Smaller footprint for the PC Cart™ with laptop lock.



Note: These are just a few of the many accessories that make the PC Cart™ the perfect mobile workstation (see *Keyboard, Mouse and other Workstation Accessories* on page 88).



Dual PC Cart™

Pneumatic Adjustment:

- LAPTOP PLATFORM HEIGHT
- SURFACE HEIGHT

Configure your own PC Cart™ with our **INTERACTIVE BUILDER** at www.afcindustries.com/pccart

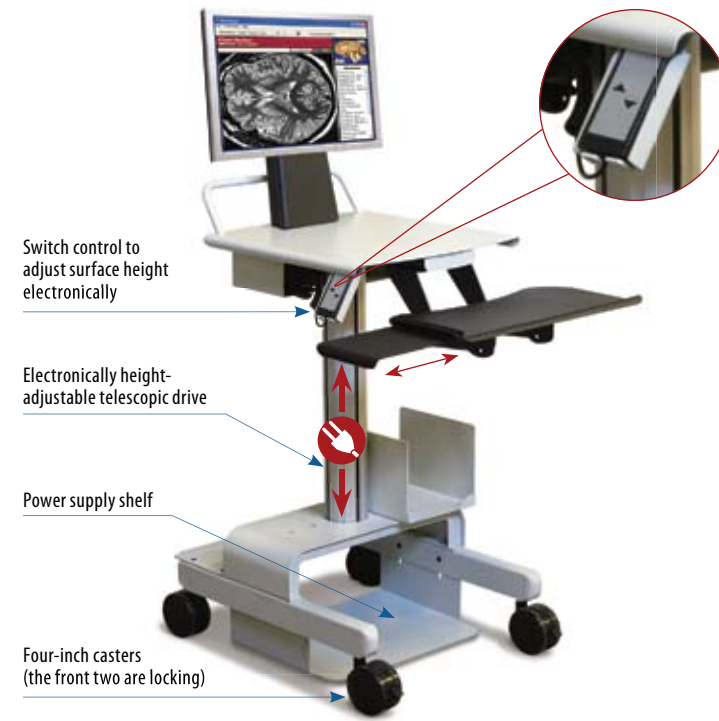
F. Dual PC Cart™ with battery, CPU holder & wire manager



Optional Work Surface Cover!



1 HIPAA-compliant



Electronic Adjustment:

- SURFACE HEIGHT



G. Deluxe PC Cart™ for one LCD monitor



Deluxe PC Cart™



H. Deluxe PC Cart™ for two LCD monitors

M² Computing Cart™



Mobile/Meeting Cart

AS COMPUTER TECHNOLOGY HAS BECOME an integral part of the workflow, the need for easy, convenient computer access has grown. Our M² Computing Cart™ enables strategic placement of a computer and related technologies wherever needed to streamline access. At the same time, this mobile yet stable cart is designed to support a full range of advanced user features and large-scale hardware.

The M² Computing Cart™ accommodates monitors with up to a 46" viewing area with tilt from -5° to +15°. The cart has built-in cutouts for wire management and holes for height adjustment of all components.

Features and Benefits

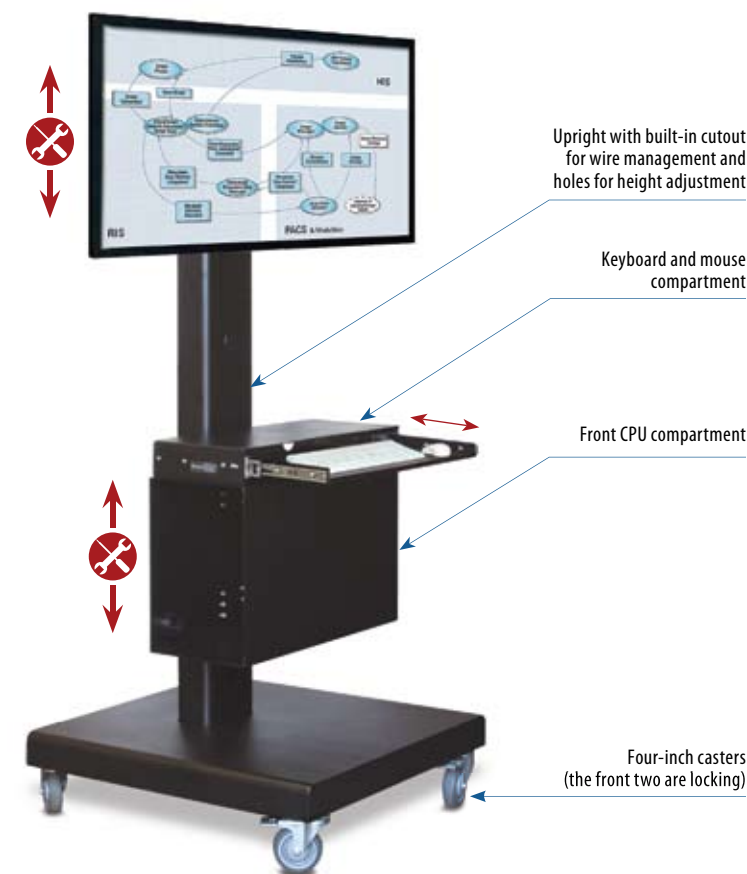
- Fits flat screens 23" – 46" with mounting pattern up to 18"W x 12.75"H
- Monitor mount tilts from -5° to +15°
- Mobile yet stable
- All components are individually adjustable in increments of 1"
- Retractable keyboard tray
- Built-in cable management
- Standard colors — Textured Gray and Black
- Multiple colors available (see page 95)
- Four-inch casters (the front two are locking)
- Glides and additional accessories available (see page 80)

Specifications

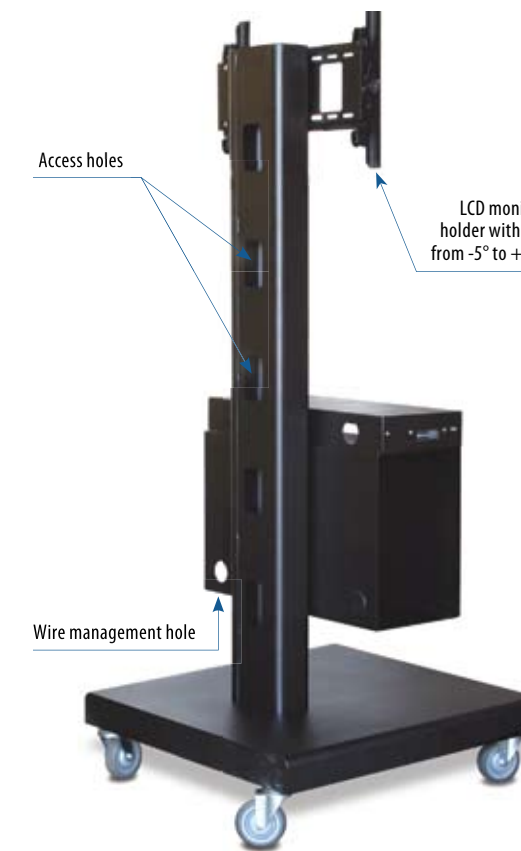
- CPU compartment (front or rear mounted) size: 24"W x 8"D x 15"H
- Footprint: 30"W x 30"D
- Overall height from the floor: 60", 65"

Optional

- Double-monitor holder on single track
- Adjustable CPU holder front- or rear-mounted (3 1/2"- 8 1/2"W, 13"- 25"H)



Front view

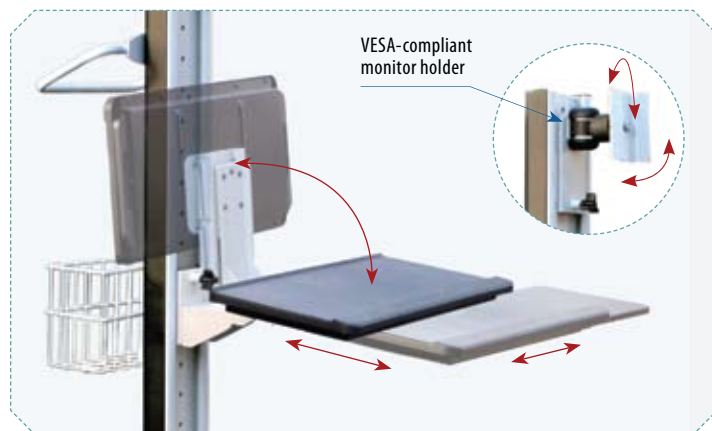
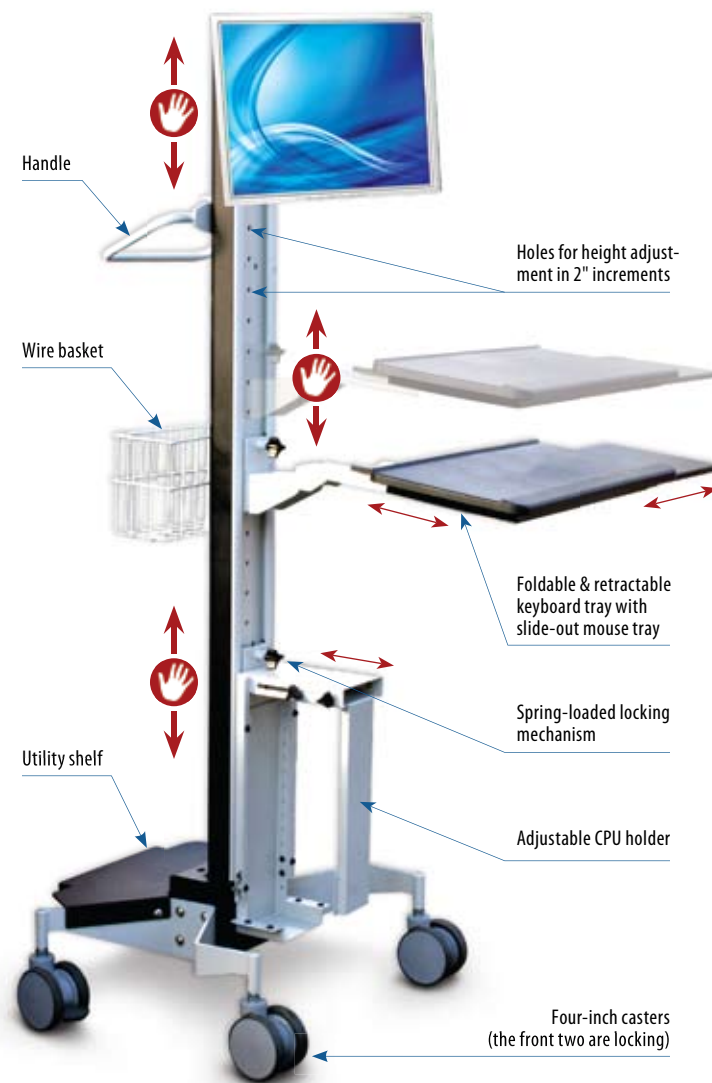


Back view



The M² Computing Cart™ provides a mobile display wherever it is needed, perfect for both public spaces and meeting rooms.

Upright Cart™



Foldable & retractable keyboard tray with slide-out mouse tray

THE UPRIGHT CART™ is a space-saving mobile workstation that accommodates a computer, monitor, keyboard and mouse, as well as a utility shelf that can hold a battery pack to provide flexibility and efficiency in moving among rooms and departments. The **Upright Cart™** is designed for comfort and efficiency, with a slim profile that allows for effortless height adjustment of the CPU, monitor and keyboard in 2-inch increments.

The VESA-compliant monitor holder can be adjusted to support both portrait and landscape views and tilted to avoid glare, while the keyboard/mouse tray is foldable and retractable for easy transport and a low profile.


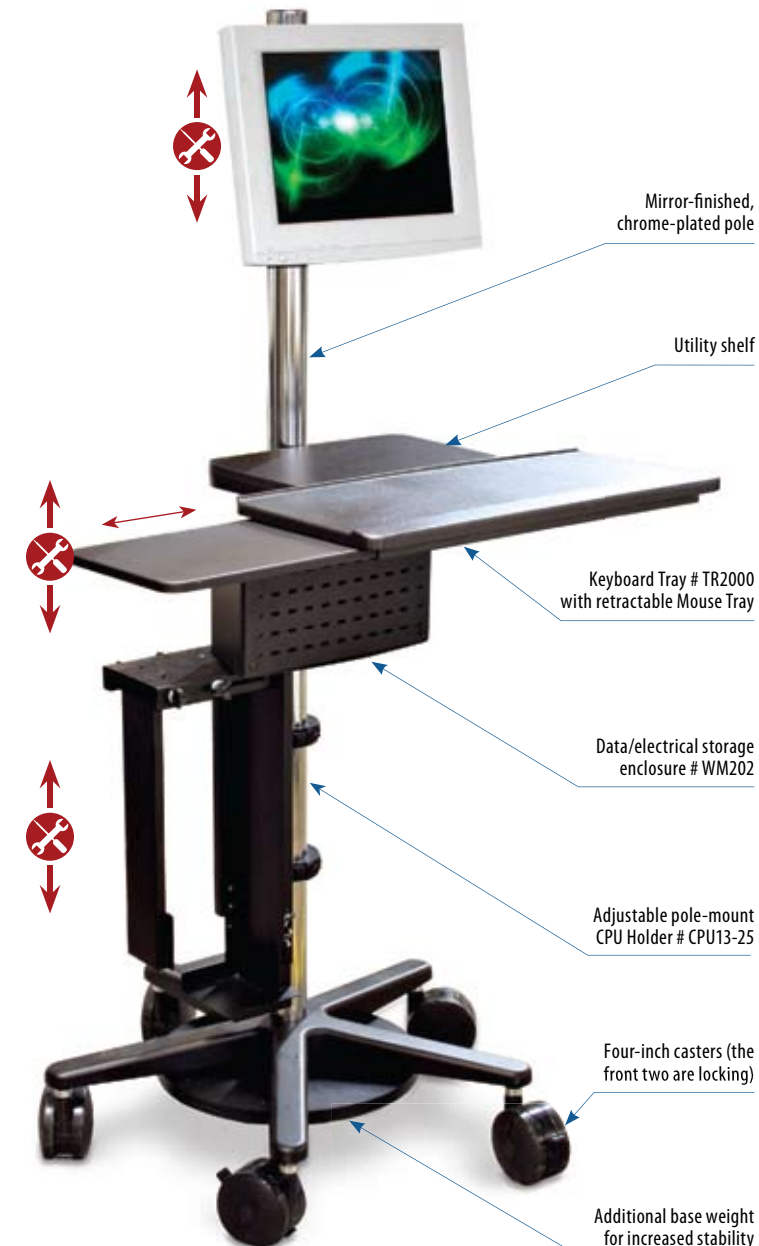
Features and Benefits

- Aluminum track: 56" long
- All components are individually adjustable in increments of 2"
- Safety stopper at both ends
- Spring-loaded locking mechanism for simple and easy height adjustment
- VESA-compliant monitor holder that can be adjusted from portrait to landscape views and tilted horizontally or vertically for optimum view
- Foldable and retractable keyboard arm and mouse tray
- Adjustable CPU holder (3 ½"- 8 ½"W, 13"- 25"H)
- Color: Textured Gray
- Multiple colors available (see page 95)
- Four-inch casters (two of them locking)
- Glides and additional accessories available (see page 80)


Optional

- Double monitor holder on single track
- UPS holder
- Mouse holder

Pole Cart™



Pole-mount Monitor Arm # AFC22 with tilt & pan movements



Steel pole with cutouts (two front and one rear) for wire management

THE COMPACT SIZE AND ADAPTABLE NATURE OF THE POLE CART™ make it highly useful in a variety of applications and perfect for tight, high-traffic areas. It easily moves a computer system from one room to another and supports up to two flat-panel monitors, a keyboard, and a CPU. The **Pole Cart™** can be adjusted from a seated to a standing position.

Features and Benefits

- Steel pole with built-in wire management (see the bottom right picture)
- Available with square metal base or five-prong metal base
- All individual components are height-adjustable and can be rotated 360 degrees around the pole
- Pole finish:
 - Mirror-finished, chrome-plated or
 - Multiple colors available (for standard colors, see page 95)
- Two-inch or four-inch casters (two of them locking)
- Additional accessories available (see page 80)

Specifications

- Pole: 2" outside diameter
- Footprint:
 - Square base — 21"W x 21"D
 - Five-prong base — 26" diameter
- Overall height from the floor: 60", 73"





A. Pole Cart™ # MPC200

- Mirror-finished, chrome-plated pole with built-in cutout for wire management
- Pole-mount camera shelf
- Pole-mount Monitor Arm # AFC22 with tilt & pan movements
- Pole-mount scanner Holder # S01
- Handle
- Pole-mount laptop platform
- Pole-mount CPU cradle
- Wire Manager
- Base-mount CPU cradle
- Additional base weight for increased stability
- 4" casters # CAS-P & # CAS-PB



The Pole Cart™ features optional accessories such as the laptop shelf, scanner holder and CPU holder

B. Pole Cart™ # MPC200

- Mirror-finished, chrome-plated pole with built-in cutout for wire management
- Pole-mount Twin Monitor Arm # AFCS2MH-1
- Utility shelf
- Keyboard Tray # TR2000 with retractable Mouse Tray
- Data/electrical storage enclosure # WM202
- Adjustable pole-mount CPU Holder # CPU13-25
- Additional base weight for increased stability
- 4" casters # CAS-P & # CAS-PB



Pole-mount Twin Monitor Arm # AFCS2MH-1

C. Pole Cart™ # MPC200

- Black epoxy-powder-coated finish pole with built-in cutout for wire management
- Pole-mount Monitor Arm # AFC22
- Utility shelf
- Keyboard Tray # TR2000 with retractable Mouse Tray
- Two pole-mount CPU Enclosures # CPU-09
- Additional base weight for increased stability
- 4" casters # CAS-P & # CAS-PB



CPU Enclosures have openings for ventilation



D. Pole Cart™ # MPC200 with square base

- Black epoxy-powder-coated finish pole
- Pole-mount Z-arm # AFCZ200-01
- Keyboard Tray # TR2000 with retractable Mouse Tray
- Adjustable pole-mount CPU Holder # CPU13-25
- 4" casters # CAS-4P & # CAS-4PB



E. Pole Cart™ # MPC200 with square base

- Black epoxy-powder-coated finish pole
- Pole-mount Z-arm # AFCZ200-02
- Keyboard Tray # TR2000 with retractable Mouse Tray
- Adjustable pole-mount CPU Holder # CPU13-25
- 4" casters # CAS-4 & # CAS-4B



F. Pole Cart™ # MPC200 with floor-mounting square base

- Black epoxy-powder-coated finish pole
- Pole-mount Monitor Arm # AFC22
- Wall-mounting bracket
- Keyboard Tray # TR2000 with retractable Mouse Tray
- Adjustable pole-mount CPU Holder # CPU13-25
- Wire Basket # WB-100
- Floor-mounted square base



Tablet Cart # PC-L



Pneumatic Laptop Cart with stainless steel top # PC-S



Pneumatic Laptop Cart with wood top # PC-LS



Carts & Racking Systems done right

AFC understands the need to implement ergonomics in the medical setting, which is why our carts and racking systems are designed and manufactured to fit the end users. Our on-staff engineers can customize carts and racking systems to meet your specific requirements. "Studies have shown that ergonomic improvements result in productivity increases, dramatic increases in worker satisfaction, and a significant decrease in workplace injuries." (www.HealthyComputing.com)

Carts & Racking Systems



SmartRack™ 52



IntelliCart™ 54



SmartCart™ 56



OmniBus™ 64



Corner SmartRack™ 160"W x 84"W x 86"H

THE SMARTRACK™ is a modular space-saving solution that accommodates a variety of technical equipment. Highly versatile, it comes in multiple configurations for mounting LCDs, CRTs, CPUs, and all standard 19-inch rack-mount equipment.

Features and Benefits

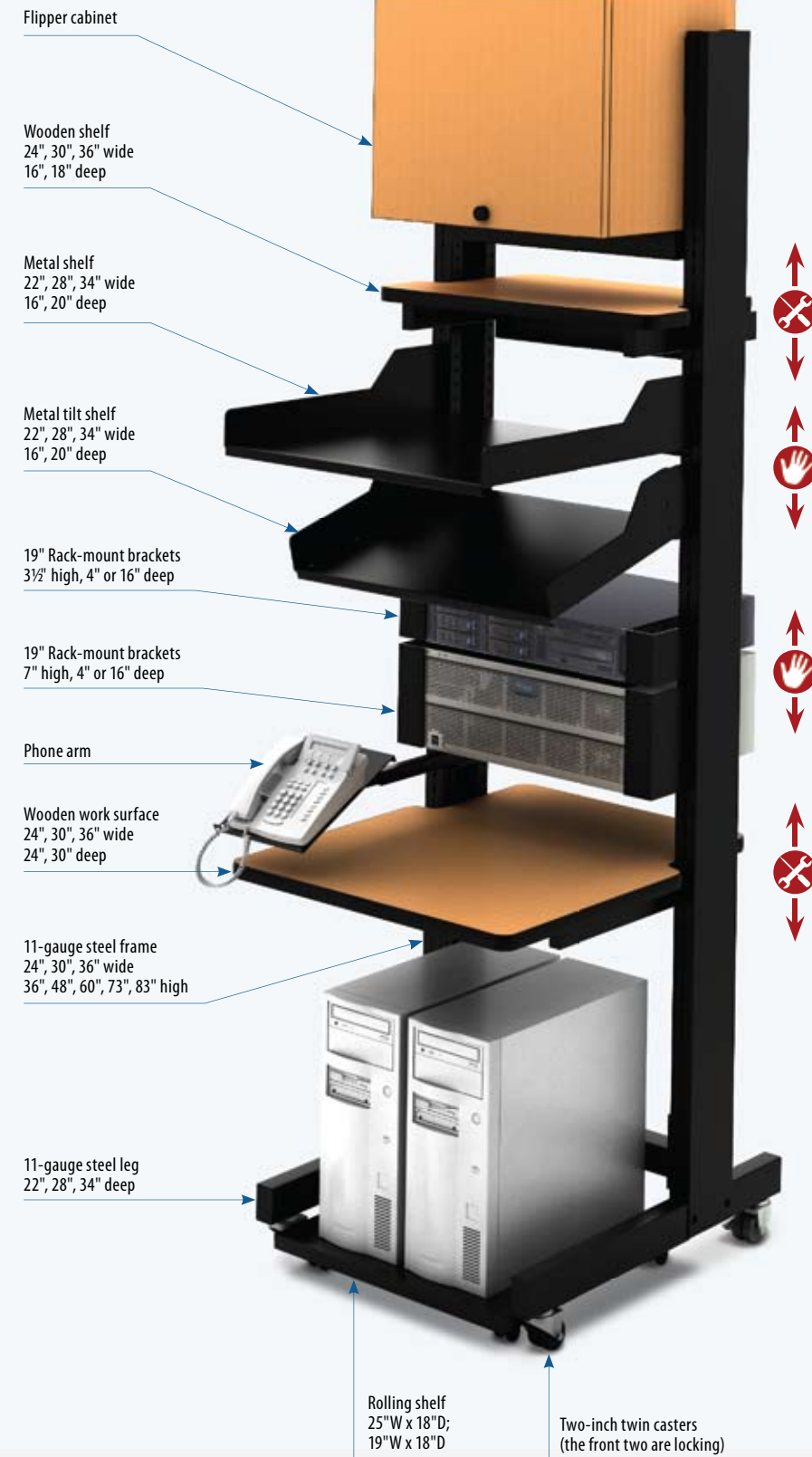
- Cold-rolled 11-gauge steel frame with epoxy-powder-coated finish
- Particle-board-core top with your choice of high-pressure laminate finish
- Customized Ergonomic and Standard work surfaces available edged with T-molding/bumper molding
- Work surface and shelves are height-adjustable in one-inch increments
- Customized metal or wood shelves, fully adjustable and tiltable
- Multiple colors available (for standard colors, see page 95)
- Built-in wire-management conduits
- Two-inch casters (the front are locking)
- Glides and additional accessories available (see page 80)

Specifications

- Width of frame: 24", 30", 36"
- Depth: 24", 30", 36"
- Height of frame: 36", 48", 60", 73", 83"




SmartRack™ Basic Components



- A. SmartRack™**
30"W x 30"D x 76"H:
- 30" wide frame
 - Metal top shelf
 - Rack-mount brackets 7"H x 4"D
 - Adjustable Phone Arm # TA001
 - Standard work surface shape
 - Keyboard Arm # KA6000
 - Keyboard Tray # TR2000 with retractable Mouse Tray
 - Rolling shelf
 - 2" twin casters # CAS-2T and # CAS-2TB



- B. SmartRack™**
36"W x 30"D x 86"H:
- 36" wide frame
 - Metal tilt shelf
 - Two wooden shelves
 - Keyboard Arm # KA6000
 - Keyboard Tray # TR2000
 - Standard work surface shape
 - Swinglift Keyboard Arm # KA7001
 - Keyboard Wrist Rest # WR006
 - Wall Mount # WM-RK-1M
 - Rolling shelf
 - 2" twin casters # CAS-2T and # CAS-2TB



FEATURING CUTTING-EDGE DESIGN AND FLEXIBILITY, THE INTELLICART™ gives you the versatility and mobility you have been looking for. Its soothing, fluid lines bring a relaxing touch to busy work environments.

With an elegant yet simple design, it is a strong and comfortable workstation that will last a lifetime.

Work Surface Shape



Features and Benefits

- Cold-rolled 11-gauge steel frame with epoxy-powder-coated finish
- Particle-board-core top with your choice of high-pressure laminate finish
- 12" deep top shelf and 16" deep bottom shelf
- Work surface and shelves edged with bumper molding
- Work surface is height-adjustable in one-inch increments
- Customized ergonomic work surfaces available
- Multiple colors available (for standard colors, see page 95)
- Two-inch or four-inch casters (two of them locking)
- Glides and additional accessories available (see page 80)

Specifications

- Width: 36", 48", 60", 72"
- Depth: 30", 36"
- Height from the floor:
 - Work surface: 30"
 - Top shelf: 36"

- A. IntelliCart™**
36"W x 30"D x 36"H: ▶
- Top shelf
 - Two clamp-mount Monitor Arms # AFC02
 - Keyboard Arm # KA6000
 - Keyboard Tray # TR2000 with retractable Mouse Tray
 - Flushed bottom shelf
 - 4" casters # CAS-4 and # CAS-4B



- B. IntelliCart™**
48"W x 30"D x 36"H: ▶
- Top shelf
 - Two clamp-mount Monitor Arms # AFC02
 - Keyboard Arm # KA6000
 - Keyboard Tray # TR2000 with retractable Mouse Tray
 - Flushed bottom shelf
 - 2" Casters # CAS-4 and # CAS-4B



- C. IntelliCart™**
48"W x 30"D x 72"H: ▶
- Flipper cabinet # FC
 - Middle shelf
 - Swinglift Keyboard Arm # KA7001
 - Handle
 - Flushed bottom shelf
 - 2" twin casters # CAS-2T and # CAS-2TB



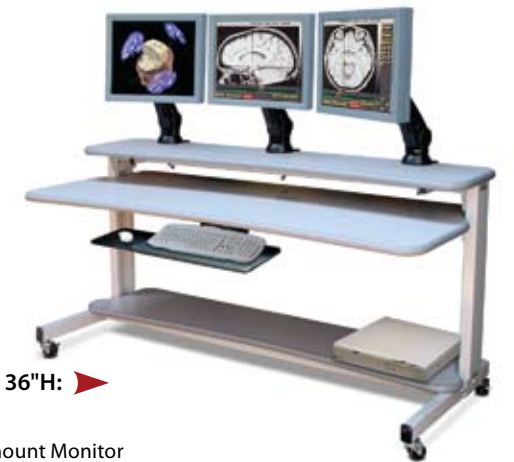
- D. IntelliCart™**
48"W x 30"D x 72"H: ▶
- Flipper cabinet # FC
 - Middle shelf
 - Swinglift Keyboard Arm # KA7001
 - CPU Holder # CPU-05
 - Flushed bottom shelf
 - 2" twin casters # CAS-2T and # CAS-2TB

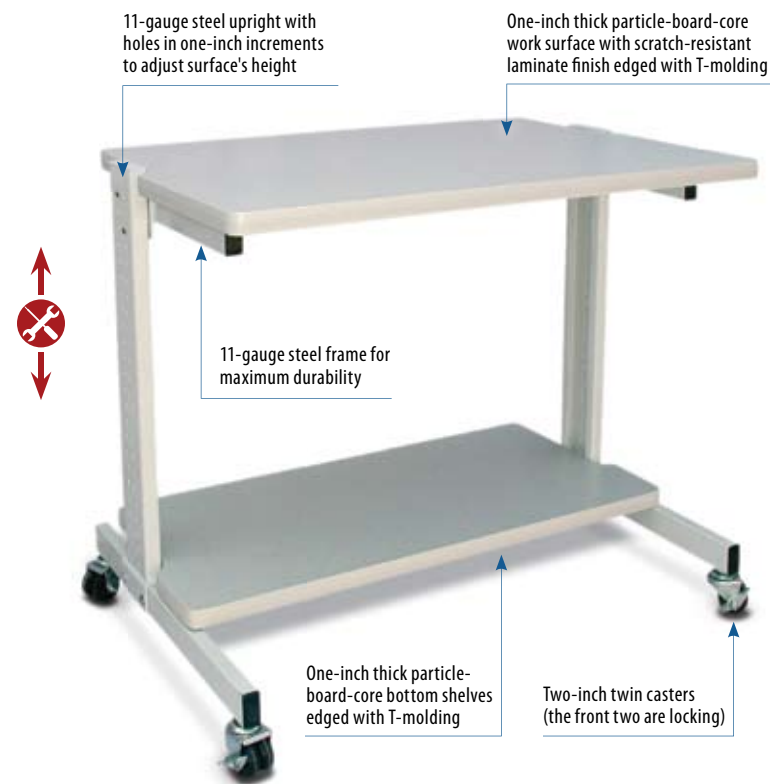


- E. IntelliCart™**
72"W x 36"D x 36"H: ▶
- Top shelf
 - Pencil Drawer # PD002
 - Adjustable CPU holder
 - Flushed bottom shelf
 - 2" twin casters # CAS-2T and # CAS-2TB



- F. IntelliCart™**
72"W x 36"D x 36"H: ▶
- Top shelf
 - Three clamp-mount Monitor Arms # AFC02
 - Keyboard Arm # KA6000
 - Keyboard Tray # TR2000 with retractable Mouse Tray
 - Flushed bottom shelf
 - 2" twin casters # CAS-2T and # CAS-2TB





THE VERSATILITY OFFERED BY AFC'S SMARTCART™

makes it a wonderful addition to any work environment. With virtually limitless configurations and customization, this cart fits your needs perfectly. All SmartCarts™ are exclusively built from reinforced steel with pressurized scratch-resistant laminate surfaces, making them extremely strong and durable.

Choose from any combination of features and let us create the SmartCart™ that is right for you. No matter what your workplace requirements, you will find that our ergonomically designed SmartCarts™ enhance productivity and give you a lifetime of dependable and enjoyable service.

Features and Benefits

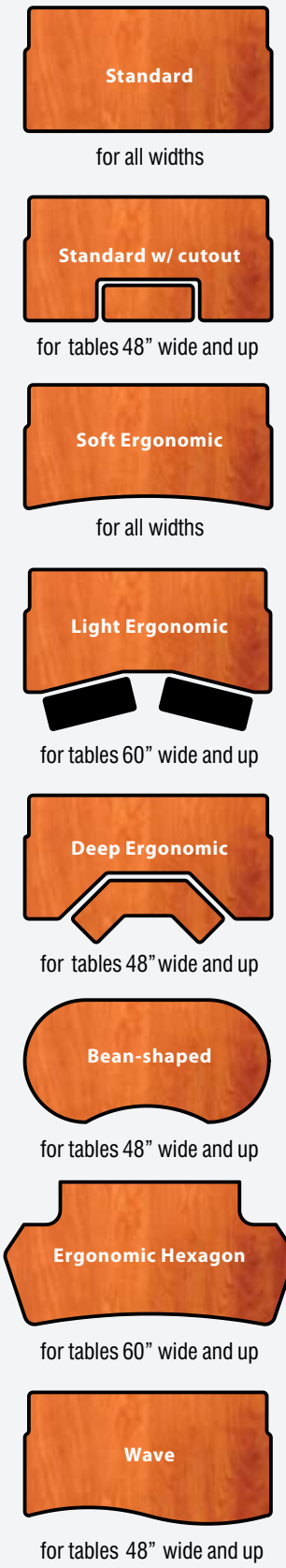
- Cold-rolled 11-gauge steel frame with epoxy-powder-coated finish
- Particle-board-core top with your choice of high-pressure laminate finish
- Customized ergonomic and standard work surfaces available edged with T-molding/bumper molding
- Work surface and shelves are height-adjustable in one-inch increments
- 16" deep split bottom shelf on either one or both sides provides leg space; full-length bottom shelf accommodates CPU or other computer-related equipment
- Multiple colors available (for standard colors, see page 95)
- Two-inch or four-inch casters (two of them locking)
- Glides and additional accessories available (see page 80)

Specifications

- Width: 18", 24", 30", 36", 48", 60", 72", 84", 96"
- Depth: 18", 24", 30", 36"
- Height of work surface from the floor:
 - seated position: 30" – 36"
 - standing position: 42"



Work Surface Shapes



A. SmartCart™ 18"W x 20"D x 42"H:

- Standard work surface shape
- Clamp-mount Monitor Arm # AFC02
- Keyboard Arm # KA6000
- Keyboard Tray # TR2000 with retractable Mouse Tray
- Storage cabinet
- 4" casters # CAS-4 and # CAS-4B



B. SmartCart™ 24"W x 18"D x 44"H:

- Standard work surface shape
- Clamp-mount Monitor Arm # AFC02
- Keyboard Arm # KA6000
- Keyboard Tray # TR2000 with retractable Mouse Tray
- Middle shelf
- Metal Film Box # FB-200
- Flushed bottom shelf
- 2" twin casters # CAS-2T and # CAS-2TB



C. SmartCart™ 24"W x 24"D x 30"H:

- Standard work surface shape
- Retractable Keyboard Tray # KB01
- Side mount CPU Holder
- Glides # GLID-ADJ



D. SmartCart™ 24"W x 24"D x 42"H:

- Standard work surface shape
- Clamp-mount Monitor Arm # AFC02
- Retractable Keyboard Tray # KB01
- Drawer
- Flushed bottom shelf
- 4" casters # CAS-4 and # CAS-4B





Available in a variety of configurations, this cart can do any job. Its mobility enables it to go right to the action or, when necessary, stay out of the way.

- ◀ **E. SmartCart™ 84"W x 36"D x 30"H:**
 - Ergonomic Hexagon with Cutout work surface shape
 - Swinglift Keyboard Arm # KA7001
 - Clamp-mount Z-arm # AFCZ500-02
 - Bottom shelf
 - Glides # GLID-ADJ



- ◀ **F. SmartCart™ 36"W x 30"D x 30"H:**
 - Standard work surface shape
 - Telescopic Monitor Arm
 - Flushed bottom shelf
 - 2" Twin Casters # CAS-2T and # CAS-2TB

- Note:** The Telescopic Arm allows the user:
- to stow the monitor below the work surface when not in use
 - to rotate screen 180° for training purposes



- ◀ **G. SmartCart™ 60"W x 24"D x 76"H:**
 - Flipper cabinet with two doors # FC
 - Standard work surface shape
 - Grommet-mount Monitor Arm # AFC01
 - Task Light # TAL200A
 - Phone Arm # TA002
 - Keyboard Arm # KA6000
 - Keyboard Tray # TR2000 with retractable Mouse Tray
 - Film Box # FB-100-1 & storage cabinet on bottom shelf
 - Mobile CPU Cradle # CPU-02
 - 2" twin casters # CAS-2T and # CAS-2TB



- ◀ **H. SmartCart™ 30"W x 30"D x 54"H:**
 - Top shelf
 - Standard work surface shape
 - Clamp-mount Z-arm # AFCZ500-02
 - Two-door cabinet
 - 2" twin casters # CAS-2T and # CAS-2TB

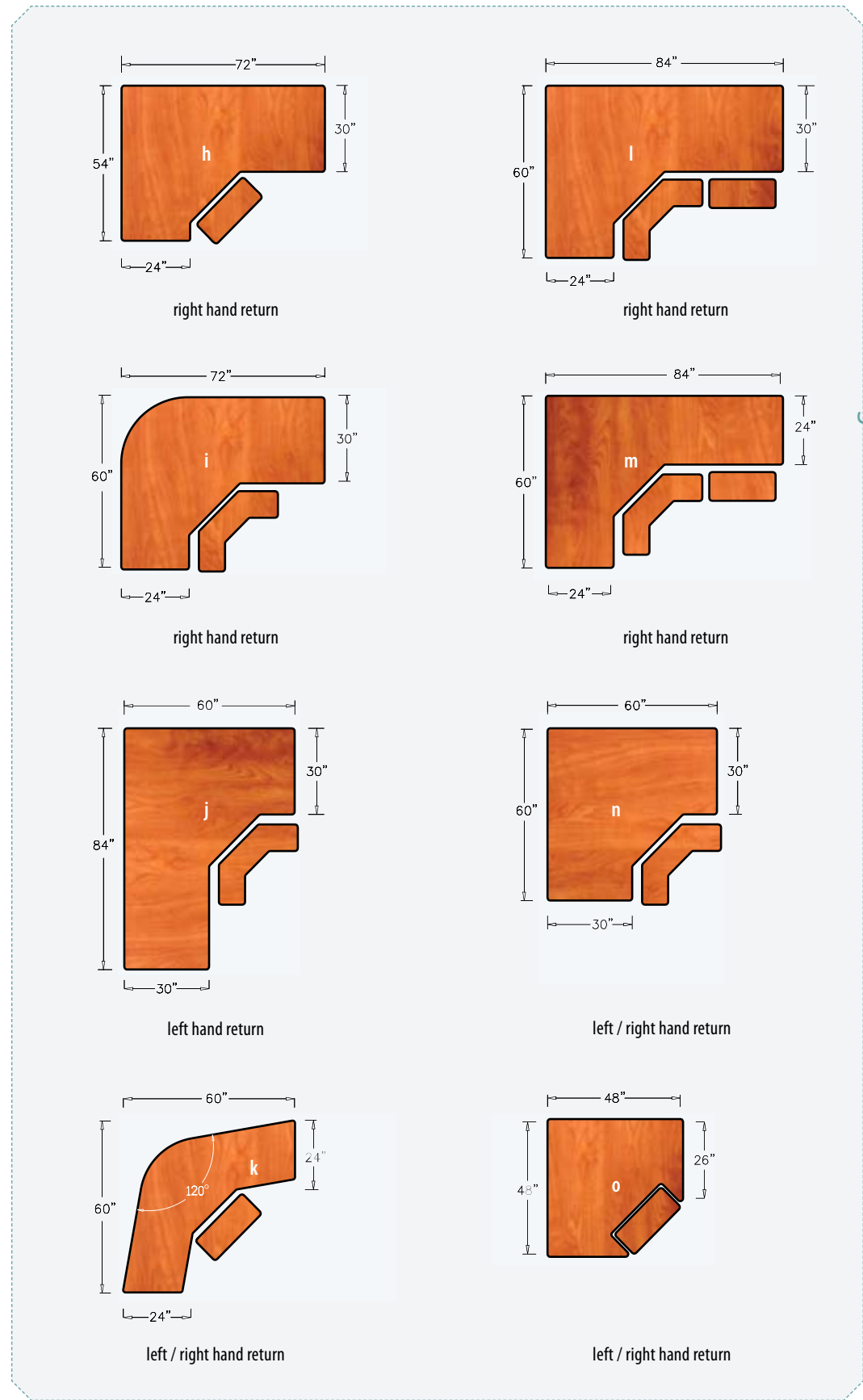
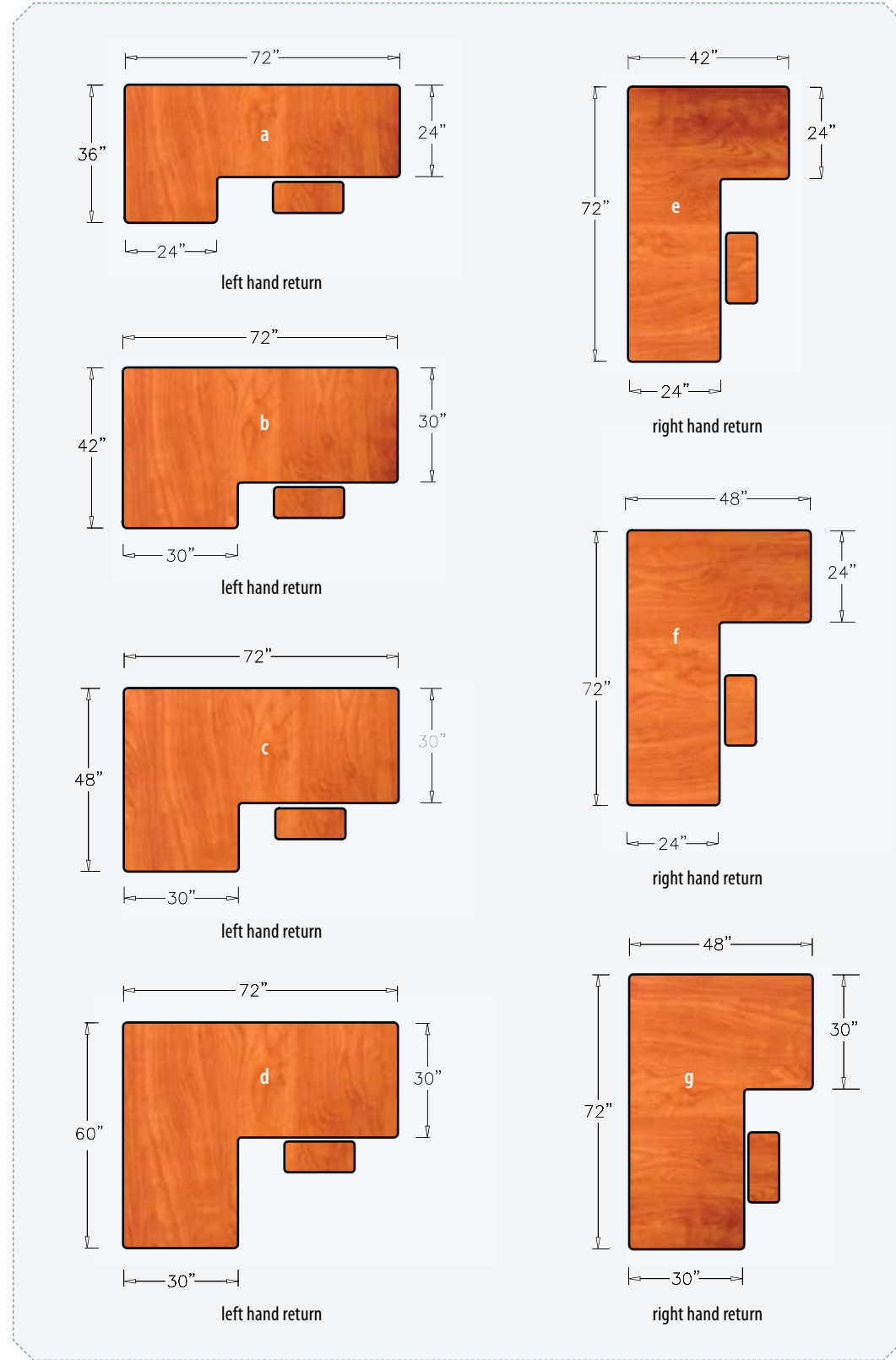


- ◀ **I. SmartCart™ 48"W x 30"D x 54"H:**
 - Top shelf
 - Standard work surface shape
 - Clamp-mount Z-arm # AFCZ500-02
 - CPU Holder # CPU 13-25
 - One-door cabinet
 - Two-door cabinet
 - 2" twin casters # CAS-2T and # CAS-2TB



- ◀ **J. SmartCart™ 60"W x 30"D x 54"H:**
 - Top shelf
 - Standard work surface shape
 - Clamp-mount Z-arm # AFCZ500-02
 - Pedestal with 2 drawers # P2FF15MF
 - CPU Enclosure
 - 2" twin casters # CAS-2T and # CAS-2TB

A variety of "L" and corner configurations are available. Select the shape and size best suited to your application, or call us for a customized solution.





AA. SmartCart™ 32"W x 32"W x 38"H:

- Top shelf
- Corner work surface shape
- Keyboard Arm # KA6000
- Keyboard Tray # TR2000 with retractable Mouse Tray
- Flushed bottom shelf
- 2" twin casters # CAS-2T and # CAS-2TB



BB. SmartCart™ 40"W x 40"W x 38"H:

- Top shelf
- Corner work surface shape
- 2" twin casters # CAS-2T and # CAS-2TB




CC. SmartCart™ 48"W x 48"W x 42"H:

- Custom work surface shape
- Retractable Keyboard Tray # KB01
- 2" twin casters # CAS-2T and # CAS-2TB



GG. SmartCart™ 72"W x 60"W x 30"H:

- "L" shape work surface
- Articulating Arm for five monitors # AFCFLEXO_5
- Keyboard Arm # KA6000
- Keyboard Tray # TR2000 with retractable Mouse Tray
- Flushed bottom shelf
- 2" twin casters # CAS-2T and # CAS-2TB



HH. SmartCart™ 96"W x 72"W x 76"H:

- Flipper cabinet # FC
- Middle shelf
- Custom work surface shape
- Back modesty panel
- 2" twin casters # CAS-2T and # CAS-2TB



DD. SmartCart™ 60"W x 39"W x 30"H:

- Corner work surface shape
- Keyboard Arm # KA6000
- Keyboard Tray # TR2000 with retractable Mouse Tray
- Split bottom shelf
- 2" twin casters # CAS-2T and # CAS-2TB



EE. SmartCart™ 60"W x 54"W x 42"H:

- Corner work surface shape
- Keyboard Arm # KA9000
- Keyboard Tray # TR3000
- Flushed bottom shelf
- 2" twin casters # CAS-2T and # CAS-2TB



II. SmartCart™ 84"W x 72"W x 38"H:

- Top shelf
- "L" shape work surface
- Back modesty panel
- 4" casters # CAS-4 and # CAS-4B

FF. SmartCart™ 68"W x 68"W x 30"H:

- Corner work surface shape
- Keyboard Arm # KA9000
- Keyboard Tray # TR3000
- Two retractable Writing Platforms # RWP-900
- Two adjustable Phone Arms # TA001
- Flushed bottom shelf
- 2" twin casters # CAS-2T and # CAS-2TB



JJ. SmartCart™ 84"W x 72"W x 72"H:

- File top shelf
- "L" shape work surface
- Flushed bottom shelf
- Glides # GLID-ADJ



A. OmniBus™ 36"W x 30"D x 42"H:

- Standard work surface shape
- Clamp-mount Monitor Arm # AFC02
- Keyboard Arm # KA6000 with custom Keyboard Tray
- Middle shelf
- Side shelf
- Unflushed bottom shelf
- Flushed bottom shelf
- 4" Casters # CAS-4 and # CAS-4B



B. Custom OmniBus™ 48"W x 14"D x 48"H:

- Standard work surface shape
- Keyboard Arm # KA6000
- Keyboard Tray # TR2000 with retractable Mouse Tray
- Two side shelves
- Common flushed bottom shelf
- Glides # GLID-ADJ



C. OmniBus™ 48"W x 36"D x 48"H:

- Top shelf
- Standard work surface shape
- Two clamp-mount Monitor Arms # AFC02
- Keyboard Arm # KA6000
- Keyboard Tray # TR2000 with retractable Mouse Tray
- Side shelf
- Unflushed bottom shelf
- Flushed bottom shelf
- 2" twin casters # CAS-2T and # CAS-2TB



D. OmniBus™ 48"W x 36"D x 48"H:

- Top shelf
- Standard work surface shape
- Clamp-mount Z-arm # AFCZ500-02
- Side Shelf
- Common flushed bottom shelf
- 4" casters # CAS-4 and # CAS-4B



E. OmniBus™ 48"W x 30"D x 54"H:

- Top shelf
- Standard work surface shape
- Side shelf
- Unflushed bottom shelf
- Flushed bottom shelf
- Casters # CAS-P and # CAS-PB

THE VERSATILE OMNIBUS™

provides maximum equipment support with a flexible profile that allows you to combine carts of different widths and heights.

Call us with your specific needs and we will customize an **OmniBus™** suited to your requirements.

Features and Benefits

- Cold rolled 11-gauge steel frame with epoxy-powder coated finish
- Particle-board-core top with your choice of high pressure laminate finish
- Customized ergonomic and standard work surfaces available edged with T-molding/bumper molding
- Work surface and shelves are height adjustable in one-inch increments
- Multiple colors available (for standard colors, see page 95)
- 2" or 4" casters (two of them locking)
- Glides and additional accessories available (see page 80)

Specifications

- Width: each side can be either 18", 24", 30", or 36" wide

Any combination of these 4 widths is possible, so the total widths for the OmniBus™ are:

- 36", 42", 48", 54", 60", 72"
- Depth: 18", 24", 30", 36"
- Height: up to 72" from the floor



Wall Mount solutions make the most of limited-space and decentralize data access

High traffic areas. Tight places. Operating rooms and emergency rooms. Inside and outside patient rooms. These are just some of the areas that are perfectly suited for AFC's variety of wall mount solutions. Height-adjustable versions for seated or standing positions. Adaptable to any user. Making empty wall space productive.

AFC wall mounts, available in attractive wood laminates that create a homey feel, as well as technical models traditionally associated with healthcare institutions. Decentralizing the availability of data for a greater return on investment in plant and human capital.

Wall Mount Solutions



i-Center™ 68



Wall Mounts 71



Video Wall 75



Features and Benefits

- Removable front panel with security screws and lock for keyboard shelf prevent theft
- Fold-down keyboard tray with damper for smooth operation
- VESA-compliant monitor holder
- Grommet holes for cabling
- Laminated front and side wall can coordinate with room décor
- Multiple colors available (for standard colors, see page 95)
- Optional accessories include: CPU, mouse holder, scanner holder, and cable management
- Custom sizes available


Specifications

- Width: 27 1/8"
- Height: 25 1/2", 35"
- Depth: 6"
- Window size: 16"W x 12 3/4"H
- Keyboard shelf depth: 8"

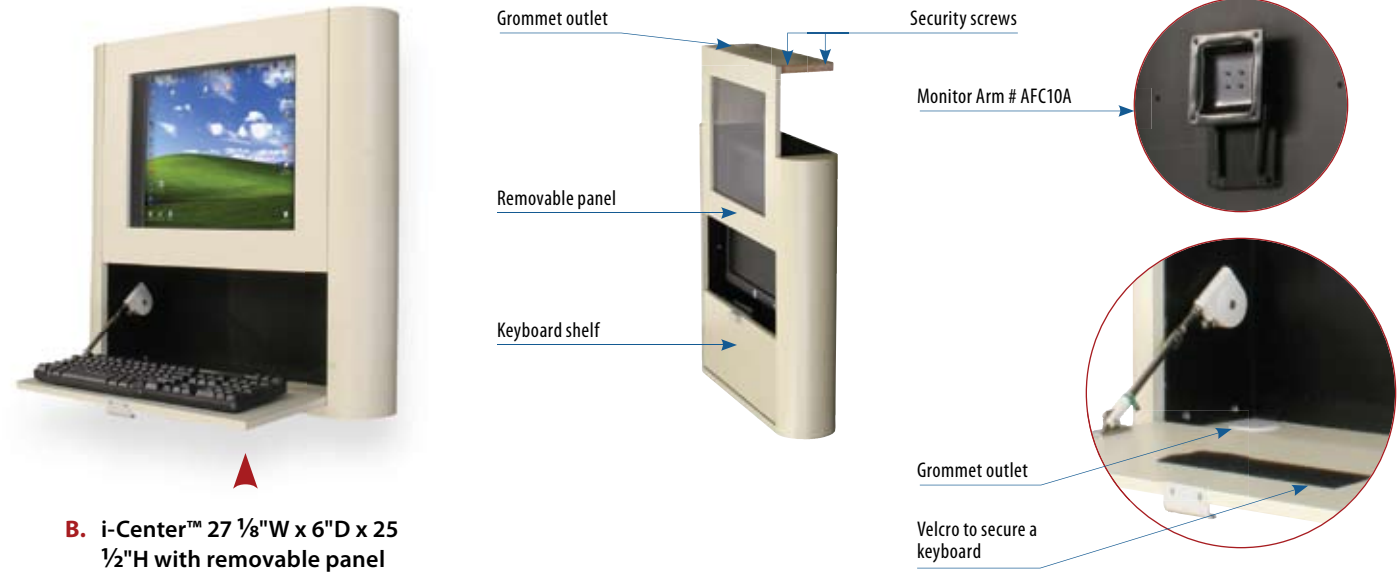
THE INNOVATIVE, SPACE-SAVING i-CENTER™

is an attractive wall-mounted workstation that enables computer access wherever needed, without utilizing floor space. The i-Center™ includes a fold-down keyboard tray with a damper for smooth operation and a VESA-compliant monitor holder. It accommodates any standard computer and turns empty wall space into a handy work area.


The i-Center™ features a laminated front and side wall that can be specified to match room décor, and mounts easily with grommet holes to allow cabling. It has a removable front panel with security screws to prevent theft. The i-Center™ was designed to help make the most of limited space in today's busy healthcare environments.



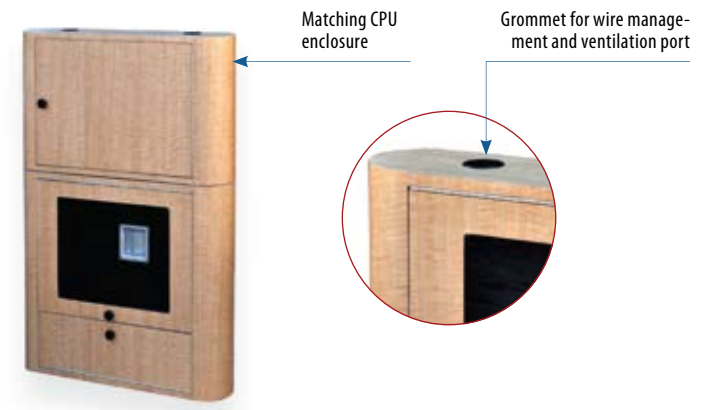
A. i-Center™ 27"W x 6"D x 25 1/2"H with holder for thin client PC and retractable mouse tray



B. i-Center™ 27 1/8"W x 6"D x 25 1/2"H with removable panel



C. Lockable i-Center™ 27"W x 6"D x 35"H with wall-mount CPU enclosure for small-form-factor PC and scanner holder




D. i-Center™ 30"W x 6"D x 42"H with matching wall-mount CPU enclosure

E. i-Center™ 27 1/8"W x 7"D x 25 1/2"H with wall-mount CPU enclosure # CPU-08





F. Lockable i-Center™ 30"W x 7"D x 42"H with matching wall-mount CPU enclosure and Z-arm Combo



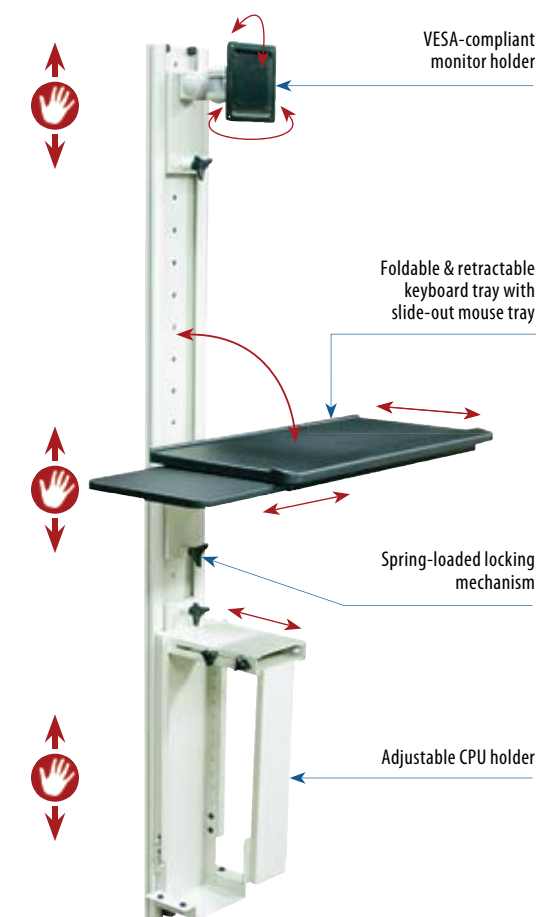
Note: The Z-arm allows you to position your monitor at any viewing level, angle, and depth from the viewer.



G. Custom i-Center™ 22"W x 9"D x 32"H with Z-arm # AFCZ500-01



Wall Mounts



WALL MOUNTS are perfect for high-traffic areas because of their compact design. This space-saving solution is also ideal for areas where multiple operators use a single computer workstation.

Our Wall Mounts enable you to adjust both keyboard and monitor height from a seated to a standing position.


Features and Benefits

- Aluminum track 56" long with mounting holes
- All components are individually adjustable in increments of 2"
- Safety stopper at both ends
- Spring-loaded locking mechanism for simple and easy height adjustment
- VESA-compliant monitor holder that can be adjusted from portrait to landscape view and tilted to avoid glare
- Foldable and retractable keyboard arm and mouse tray
- Adjustable CPU holder (3 1/2" - 8 1/2"W, 13" - 25"H)
- Multiple colors available (for standard colors, see page 95)
- Additional accessories available (see page 80)

Optional

- Horizontal or vertical positioning
- Double monitor holder on single track (see pic. C on page 72)
- Horizontal track for multiple monitors
- UPS Holder
- Mouse Holder





Electronic Adjustment:

UNIT HEIGHT

A. Wall Mount with electronic height adjustment # WM202-01

- 19" of electronic height adjustment
- Components are individually adjustable
- Monitor Arm # AFC22
- Foldable keyboard tray with retractable mouse tray
- Adjustable CPU holder



F. Wall Mount # WM-RKZMC

Pneumatic Adjustment:

UNIT HEIGHT

B. Wall Mount with pneumatic lift # WM-RKMC-P-04

Handles for height adjustment


Pneumatic lever



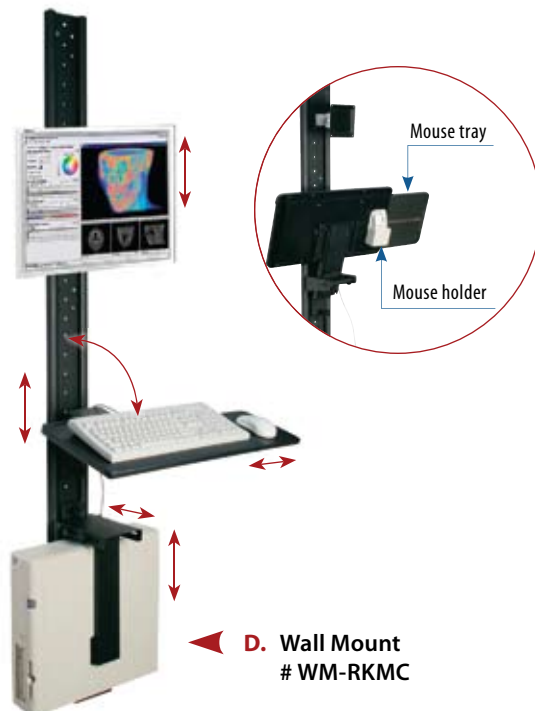
Standing position



Seated position



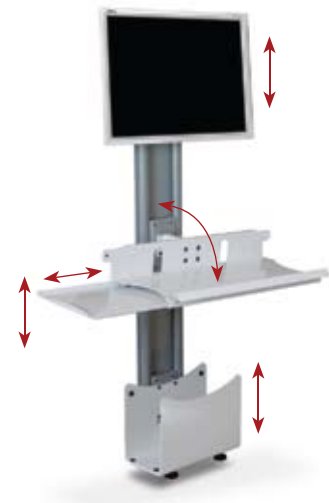
C. Wall Mount # WM-RK-2M with CPU holder # CPU 13-25



D. Wall Mount # WM-RKMC

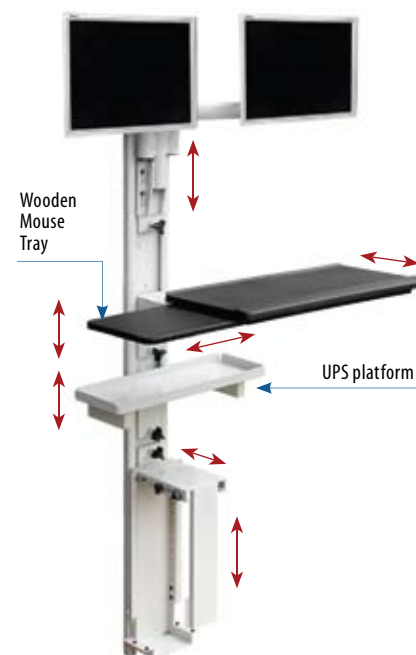
Mouse tray

Mouse holder




E. Wall Mount # WM36-M1-FK-C1¹

¹ OSHPD rated



G. Wall Mount # WM-RK2ZMC with UPS platform



H. Custom Wall Mount with Z-series scanner tray, Z-series keyboard tray, and printer shelf

CPU holder

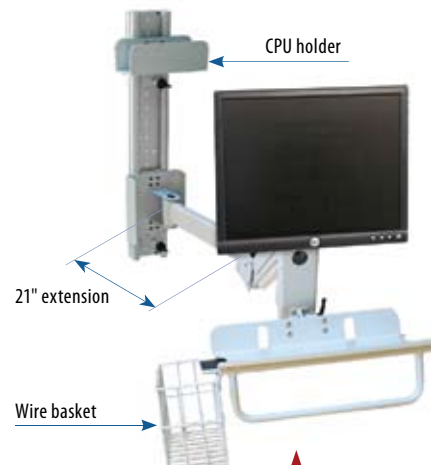
Custom tray on Z-arm

Z-series keyboard arm with retractable mouse tray


Printer shelf



I. Wall Mount Combo # WM-C-AFC78-01 with CPU holder



J. Wall Mount Combo # WM-C-AFC78-21-01 with CPU holder and wire basket



K. Custom Wall Mount



Seated position



Standing position

L. Wall Mount Combo with pneumatic monitor/keyboard height adjustment # WM-C-AFC78-01



M. Wall Mount with AFC-KM-Combo, CPU holder # CPU-903-18-5-18, scanner holder, and foldable shelf



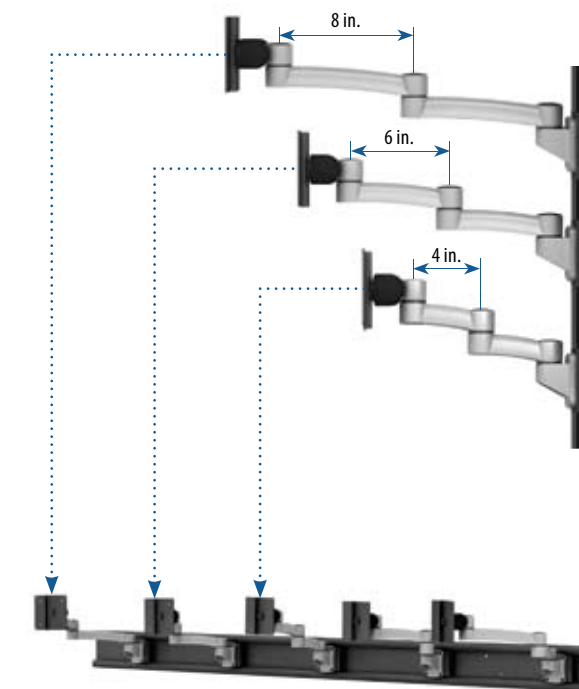
N. Custom Wall Mount Combo with CPU holder # CPU-903-18-5-18 and foldable shelf



Video Wall



Three-row Video Wall for 15 monitors




THE VIDEO WALL consists of one or more tracks for sliding the monitor arms from left to right, where every single arm allows tilting up-down and left-right, as well as micro-adjustment to eliminate gaps between monitors. Z-arms give each monitor an ample range of motion, allowing you to position them in several different viewing arrangements.

Features and Benefits

- Aluminum track with mounting holes and safety stopper at both ends allows monitor holders to slide
- Horizontal or vertical mounting of tracks
- Z-arm monitor holders with extension, tilt, and pan motion; arms have varying length to provide parabolic shape for optimum viewing
- VESA-compliant monitor holder that can be adjusted from portrait to landscape views and tilted to avoid glare
- Combination setup allows horizontal and vertical adjustment of the monitors
- Monitor travels from 4" to 20" from the wall
- Multiple colors available (for standard colors, see page 95)

The outer monitor arms are longer than at the center, which lets you create a comfortable viewing arc. When laid out straight, the monitors can get as close as 4" to the wall.



Optional

- Monitor holders # AFC16, # AFC18, # AFC22 (tilt and pan only)
- Non VESA-compliant monitor holders available for larger flat screens



The Video Wall's freedom of motion allows you to combine monitors of different shapes and sizes, in any arrangement, without gaps.



Adjustable Detector/Cassette Stands for flexibility and accuracy with minimal effort

New at AFC are products designed for image stitching applications in the assessment of Scoliosis, Long Leg, and other disorders. Whether diagnosing in a computed radiography or digital radiography environment, our new flexible scoliosis products offer ergonomic and flexible solutions that adapt to your needs.

Adjustable Detector/Cassette Holders

NEW!



Spine Smart™ Digital Radiography Detector Holder78

NEW!

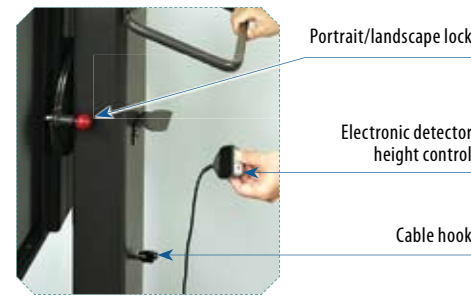


MACH-ONE™ X-ray Cassette Holder ...79

Spine Smart™ Digital Radiography Detector Holder



Color-coded adjustable marker



Portrait/landscape lock

Electronic detector height control

Cable hook

Position the detector in either portrait or landscape view



For scoliosis and image stitching applications

THE SPINE SMART™ height-adjustable mobile detector stand is used in applications with a digital radiography (DR) detector, and can be modified to specifications. It increases accuracy and decreases time per procedure, based on AFC engineering and design. Color-coded adjustable markers ensure optimal positioning of the detector. A clear acrylic panel and securing straps maximize patient positioning during the procedure.

Features and Benefits

- Constructed using high-grade steel and aluminum allowing the unit to be cleaned and disinfected using standard medical cleaning agents
- Electronic height adjustment accommodates patients of various sizes
- Independent detector and grid holders allows for insertion and removal of detector without removing the grid
- Detector and grid can be rotated 90° in either portrait or landscape
- Color-coded adjustable markers allow easy detector positioning for image stitching
- Straps and a clear acrylic panel improve the accuracy of patient positioning
- Small footprint with large 4" wheels provides for easy movement from room to room with detector and grid in place
- Two front locking casters secure placement of the stand

Specifications

- Footprint: 30"W x 22"D
- Detector and grid can move from 6" to 31" above the floor accommodating patients of various sizes

Optional

- Color-coded adjustable markers on either left or right side



MACH-ONE™ X-ray Cassette Holder

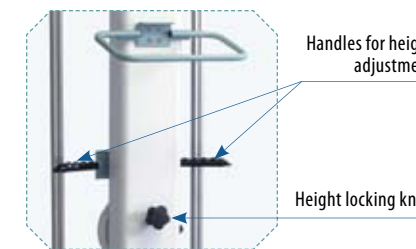


Front view



Adjustable cassette holder

Back scatter panel
Anti-scatter grid



Handles for height adjustment

Height locking knob

Back view

For scoliosis and image stitching applications

THE MACH-ONE™ is a height-adjustable mobile X-ray cassette stand used in computed radiography (CR) applications. It is available with either electronic or pneumatic height adjustment and accommodates cassettes of many different sizes and shapes. The **MACH-ONE™** is also available as a wall mount-mounted product.

Features and Benefits

- Constructed using high-grade steel and aluminum, for cleaning and disinfection with standard medical cleaning agents
- Pneumatic or electric height adjustment
- Adjustable cassette holder accommodates all standard cassette sizes such as 8"x10", 10"x12", 14"x17", 14"x34", 14"x50" and more
- Independent cassette and grid holders
- Cassette and grid can be rotated 90° in either portrait or landscape
- Small footprint with large 4" wheels provide for easy movement from room to room with cassettes and grid in place
- Two front locking casters secure placement of the stand



14" x 50" cassette



14" x 17" cassette

Specifications

- Cassette and grid can move from 6" to 31" above the floor, accommodating patients of various sizes

THE WALL MOUNTED MACH-ONE™ is a good example of AFC's flexibility to adapt its products to meet customer needs. It was designed on request of a facility with overriding space constraints. The wall-mounted **MACH-ONE™** provides additional benefits, such as protection against equipment theft and easy location of this valuable diagnostic tool on demand.





Accessories help to optimize ergonomics in your workspace

AFC Industries has an entire division devoted exclusively to designing accessories for every conceivable requirement, from ergonomically correct and functionally optimal monitor mounts to keyboard trays with retractable features and attachments for holding a telephone and/or dictation equipment, and even a beverage cup; from ambient and task lighting solutions for different needs and applications to cable management and much more.

Visit www.afcindustries.com/accessories to learn about our wide array of accessories for a multitude of needs.

Accessories



Partitions 82



LCD Monitor Arms/Holders.... 84



More Accessories 88

Partitions



Features and Benefits

- One-inch sound-absorbing fiber with reflector on one side
- Cold-rolled 11-gauge steel frame with epoxy-powder-coated finish
- Prevents light interference
- Can be used as a tack board
- Multiple colors available (for frame colors, see page 95)
- 1/4" thick free-standing base

Specifications

- Width: 36", 48", 60", 72"
- Height from the floor: 60", 72"

Optional

- 1/8" tinted or clear Plexiglas top
- Fiber top with removable lower metal panel and built-in continuous cable management
- Free-standing, mobile (2" twin casters), or affixed to the floor/cart

Standard Colors



COMPLETE YOUR WORK AREA USING AFC PARTITIONS.

These partitions absorb sound and provide privacy. They also prevent interference from monitors or other light sources. They can be manufactured with a tinted or clear Plexiglas panel across the top so operators can see outside of their "cubicle."

AFC offers both free-standing partitions and partitions affixed to the floor or cart. Our partitions can be configured to suit your application.

A. Partition 60"W x 60"H



B. Partition 60"W x 72"H with tinted Plexiglas top



C. Partition 72"W x 72"H



D. Partition 72"W x 72"H with tinted Plexiglas top



E. Metal Partition affixed to the workstation



F. Partitions affixed to the floor



G. Partitions affixed to the floor:

- Light and sound barrier fiber top
- Removable lower metal panel allows back CPU access (see sidebar on page 95)
- Built-in continuous cable management



H. MobiCube™ 64"W x 48"D x 60"H

MobiCube™ panels can roll anywhere or be mounted on AFC's workstations to instantly create a reading-room environment. These partitions use special hinges that allow you to position them at any angle from 0-90°. They can lock into place using the two lockable casters.

The MobiCube™ can either create a cubicle or act as a partition along the length of the room itself, without going through the complexities of installation or building codes, as all our products come fully assembled.



MobiCube™ Configurations

LCD Monitor Arms/holders

AFC Industries Inc. provides a variety of solutions for mounting LCD monitors. We offer five categories: **Desktop series, Z-series, Wall Mount series, EZ-series, and Ceiling Mount series.**

Our Desktop series includes three types of VESA-compliant LCD monitor arms: grommet-mounted, base-mounted and clamp-mounted.

Combining style with functionality, the Z-series with articulating monitor arms allows you to position your monitor at any viewing level, angle, and depth from the viewer, providing maximum flexibility. The Z-series comes with a clamp that can also be wall-mounted.



Base-mounted electronically height-adjustable LCD monitor & Keyboard Arm # ERGODT-01

*Want to go from sit to stand at the touch of a button?
Not a problem!*

Install our ERGODT-01 on your existing table/work surface and within minutes you have a complete electronically height-adjustable work space!

Features

- Electronic height adjustment of 19"
- Fully articulating and retractable keyboard arm provides maximum freedom of motion
- VESA 75/100 compliant monitor mount with up/down tilt, right/left swivel and also rotation from portrait to landscape
- Independent vertical adjustable mounts for both the monitor and keyboard to set the desired spacing between the keyboard and monitor at 2-inch increments
- Rear shelf provides space to place CPU if required or just storage space for any of your other equipment

Electronic Adjustment:

- MONITOR/KEYBOARD HEIGHT



Desktop Series

Base-mount AFC03	Base-mount AFC03A	Base-mount PEDPOLARM	Grommet-mount AFC01	Grommet-mount AFC78-GR-01
Grommet-mount AFCRAIL01 (w/ AFC10F)	Grommet-mount AFCRAIL01 (w/ AFC22)	Clamp-mount AFC11	Clamp-mount AFC02	Clamp-mount AFCFLEXOARM
Clamp-mount AFCPOLE	Clamp-mount AFCPOLE2MV-1	Clamp-mount AFCPOLE2MH-1	Clamp-mount AFCRAIL03	Clamp-mount AFC-KM-COMBO

Z-Series

AFCZ500-01	AFCZ500-02	AFCZ500-03	
			AFCZ500-06
AFCRAILZ04-4CLAMP			AFCZ500-06

Wall Mount Series

AFC10AC	AFC10E	AFC10F	AFC10G	AFC16	AFC18	AFC22	AFC22G
AFC05	AFC11B	AFC12	AFC2530	AFC2346-01	AFC4271-01		
AFC105				AFCZ500-05-WMH			
W2M-BAR		W3M-BAR		W4M-BAR			
Monitor Arm for LCD monitors of sizes ranging from 32" to 50" WM-AA-3250-UP				Monitor & Keyboard Arm Combo AFC78-21-01		Monitor & Keyboard Arm Combo AFC109-KM-01	

AFC ALSO OFFERS A VARIETY OF ELECTRONICALLY-ADJUSTABLE MONITOR PLATFORMS that allow you to change the height of the monitors and move them forward and backward at the touch of a button, for superior viewing results. These platforms accommodate up to six LCD monitors (depending on cart size and monitor weight) and can be mounted on all AFC workstations (see the sidebar on page 16 for details).

Ceiling Mount Series

The **Ceiling Mount** is a simple but sturdy LCD monitor arm that allows users to adjust the monitor at their required height and viewing angle. It also allows rotation and tilt positioning of the monitor. Cables can be wired through the tubing for connection to the monitor.

Ceiling Mounts come with a standard VESA 75/100 plate. Non VESA-compliant monitor holders are also available for large-scale LCD monitors.

A. Ceiling Mount # CM-Z

B. LCD Ceiling Suspension # CM-LCD1

C. LCD Ceiling Suspension # CM-LCD4

D. LCD Ceiling Suspension # CM-LCD2

E. Ceiling Mount # AFC107

F. Custom Ceiling Mount for 2 large LCD monitors with CPU compartment

G. Ceiling Mount for large LCD monitors # CMZ-1FZ-V1X3

Ceiling mount on 48" pole

CPU holder with door on one side and mesh on the other

Holders for large LCD monitors

Wall mounting holes

20°

60°

More Accessories

CPU Holders

Desk-mount CPU-01	Desk-mount CPU-03	Desk-mount CPU-05	Pole, desk, or wall-mount CPU 13-25 CPU-04		Desk-mount CPU-17	Base-mount CPU-99	Base-mount CPU Cradle CPU-07
Mobile CPU Cradle CPU-02	Printer Shelf/Rolling Shelf RS102-1818-01		Wall-mount CPU-16-AFC22	Wall-mount CPU-06	Wall-mount CPU-08	Wall-mount CPU-09	Wall-mount CPU-903-18-5-18

Lighting

Task Light TAL100A	LED Task Light TAL400		
Task Light TAL200A	Under-Shelf Light TAL300F		

Note: AFC offers LED task lighting as well as lighting solutions using halogen or neon fluorescent bulbs. The **AmbiTask Light Combo** can be controlled with independent dimmer switches for total operator regulation of workstation lighting.

Glides & Casters

Adjustable Glide GLID-ADJ	2" Twin Caster w/ brake CAS-2TB
4" Caster CAS-4	4" Caster w/ brake CAS-4B
4" Caster w/ brake CAS-GPB	4" Caster w/ brake CAS-PB

Keyboard, Mouse, and other Workstation Accessories

Keyboard Arm KA6000	Keyboard Arm KA9000	Keyboard Arm KA3656	Keyboard Arm KA7001	Keyboard Arm & Tray WM-TR-M	Keyboard Tray WM-ZKB-1	Keyboard Tray TR1000	Keyboard Tray TR2000
Ergonomic shape	Retractable	Retractable	Swinglift	Retractable	Retractable	Retractable Mouse Tray	Retractable
Keyboard Tray TR3000	Slide-out Keyboard Tray SKB002	Keyboard Tray KB03	Pencil Drawer PD002	Writing Platform RWP-900	Keyboard Storage Drawer KSD01	Wire Basket WB-100	Metal Film Box FB-100
Phone Arm TA001	Phone Arm TA002	Phone Arm TA004B	Dictation Arm TA003B	Scanner Holder S01	Antiseptic Wipe Holder AWH100	Biohazard Waste Holder BWH100	Mouse Holder M001
Palm Rest PAL1000	Rotary Mouse Platform RMP-1	Keyboard Wrist Rest WR006	Cup Holder MCH-100	Side Extension EX	Back Support BS001	Ergonomic Foot Rest FR002	

Cable Management and Power Solutions

Cable Manager WM100	Cable Manager WM201	Corrugated Wire Hose WMF200A, B	Grommet Outlet GROM-2	In-Desk USB Hub USB-04	Cable Wrap WM-400
Data & Power Ports DPA-01	Surge-Suppressor Power Strip SS9000	Retractable Power Cord RPC-101	Power Strips SS9003 (8 Plugs) and SS9004 (24 Plugs)		Portable AC Power System PS-TL-1
Wire Manager WMF100	Wire Manager WMF100				

Storage Accessories

Flipper Cabinet FC	Sliding Door Cabinet SDC	Wood Clipboard Holder
Wood Film Box FB-100-1	Mobile Film Box FB-100	Metal Pedestal with 2 drawers P2BBF19MF
Metal Pedestal with 3 drawers P3BBF19MF	Wood Pedestal with 3 drawers P3BBB15MF	Pedestal with 3 drawers & lock P3BBF19MF



Secure your healthcare facility with AFC's flexible Control Consoles

We live in a world of rising security needs. Medical facilities are not immune. Whether protecting lives, sensitive patient information, or property, security has become an essential operational concern.

Our line of adjustable security consoles and video walls enable many areas of a facility to be simultaneously monitored by a single or multiple operators and can be easily relocated as needed. We produce a wide array of mounting solutions that meet the extensive needs for video and CCTV surveillance of outer and inner areas, whether on single or multiple monitors. AFC's modular racking systems facilitate efficient storage of valuable electronic and audio-visual equipment.

Healthcare Security

NEW!



Control Pod Consoles 92

NEW!



Open Control Consoles..... 93

Control Pod Consoles



LARGE MEDICAL CENTERS. HOSPITALS. IMAGING CENTERS... critical facilities to secure and so many areas to monitor — multiple entrances and exits; operating rooms and other restricted zones; patients, employees, and visitors; sensitive patient and institutional information, valuable equipment, and more.

Our **Control Pod Consoles** are perfect for applications that require viewing multiple monitors simultaneously. Cover all critical areas of your facility at one integrated console or at several consoles, using monitors of different sizes and configurations, according to your needs.

Control Pod Consoles are offered with optional electronic height adjustment of the work surface for multiple users in a 24 x 7 environment, and for sit-to-stand working positions that help maintain alertness and concentration. Independent electronic monitor adjustment is also available for both monitor height and focal length to ease eye strain and optimize performance of security personnel. Horizontal adjustment of monitors along tracks and vertical micro-adjustment eliminates gaps between monitors. Extensions on the outer monitor arms allow for a more comfortable viewing arc.

We can customize **Control Pod Consoles** to perfectly fit your space, equipment, and other specifications.

Features and Benefits

- Monitor platform accommodates monitors of different shapes and sizes, in any arrangement, without gaps
- First and last columns of monitor arms have longer reach to provide optimal parabolic viewing shape
- Built-in extra-quiet fans for CPU ventilation
- Cold-rolled 11-gauge steel frame with epoxy-powder-coated finish
- Particle-board-core top with your choice of high-pressure laminate finish, edged with bumper molding or T-molding
- Multiple colors available (see page 95)
- Glides or 4" casters

Optional

- Electronic height adjustment of work surface and monitor platform
- Retractable work surface to adjust the distance from the monitors
- Lockable 3-drawer pedestals
- Mesh doors for front and rear CPU access
- Footrest

Open Control Consoles



Electronic Adjustment:

- SURFACE HEIGHT
- MONITOR HEIGHT

OPEN CONTROL CONSOLES come in two configurations: the monitor height can either be adjusted independently of the work surface (images **A** and **B**), or can move together with the surface (image **C**). The consoles come in multiple surface shapes and colors, and feature an optional retractable work surface for adjusting the distance to the monitors.



A. Open Control Console 84"W x 51"D:

- Custom work surface shape
- Monitor platform on telescopic drives for 12 LCD monitors
- 4" casters # CAS-4 & # CAS-4B



B. Open Control Console 84"W x 36"D:

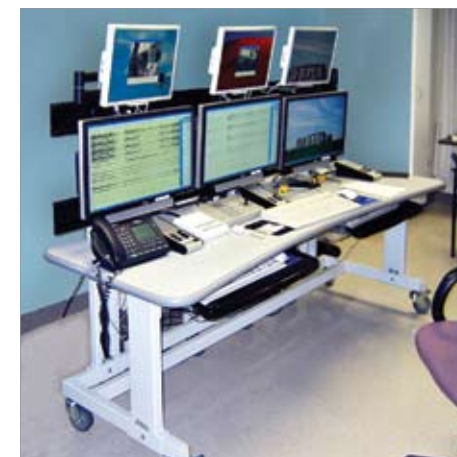
- Standard work surface shape
- Monitor platform on telescopic drives for 8 LCD monitors
- 4" casters # CAS-4 & # CAS-4B



C. Open Control Console 60"W x 36"D:

- Bean-shape work surface
- Manually height-adjustable monitor rail system for different size monitors¹
- Bottom shelf
- 4" casters # CAS-4 & # CAS-4B

¹ Monitor holder bracket might vary based on size/weight/model



Our **Open Control Console** is available with manual adjustment of monitors. It allows you to base the positioning on monitor size and required viewing angle. Maximum height and width can be customized.

Z-series Monitor Arms # AFC2RAILZ03 for 6 monitors



Room Layout

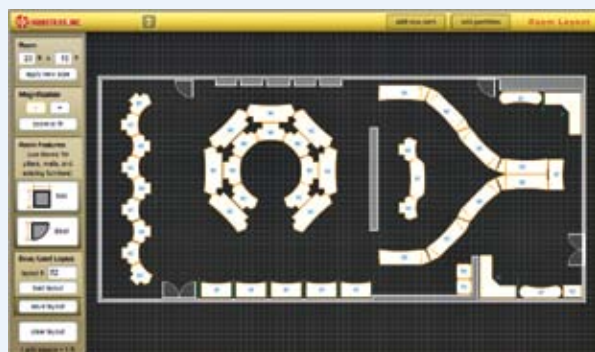


Need help designing your workspace?

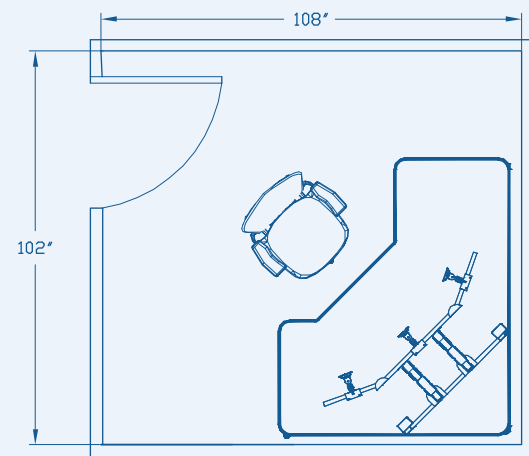
- AFC engineers are available to help you design your work area.
- We are available for on-site evaluation of your facility and space design.
- We can provide you with three-dimensional drawings for evaluation of designs before you place your order.

AFC can easily customize all products to adapt to your professional and individual requirements. Whether you need help choosing the right components to configure a product or are considering a complete room redesign, our staff is committed to offering you assistance every step of the way.

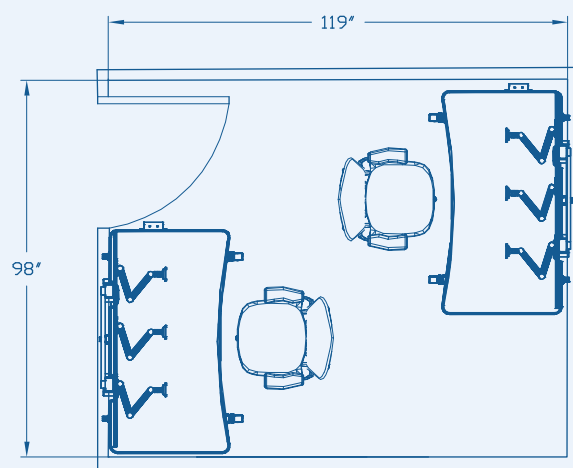
We will provide you with complimentary 3-D room drawings, as well as product drawings.



Use our Room Layout Designer to see how you can create an ergonomic environment with AFC's products



ROOM NO #1



ROOM NO #2

Total space solution!



- Independent electronic height adjustment of monitors and work surface
- Mobile CPU enclosure
- Light and sound barrier panels with built-in continuous cable management
- Independent light, heat, and air environmental control features
- Complete wall-to-wall installation services
- Custom design



Front view


Back view

CPU enclosure with mobile CPU platform allows for both front and back CPU access.



Standard Colors

Laminate



Black

Speckled Gray


Gray



Mahogany

Wild Cherry


Natural Pear



Putty

For any other color
call us at
1.800.663.3412

Phenolic plastic




Black


Molding



Black



Gray




Putty


Frame



Black



Gray



Putty



13-16 133rd Place • College Point • NY 11356

PRST STD
U.S. Postage
PAID
HMS Printing
Partnership

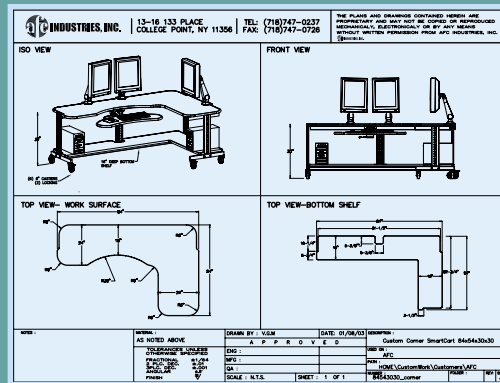
Thanks

Complimentary Services

AFC Industries, Inc. is here to help you create the most comfortable and productive work environment possible. Our high-quality customer care includes complimentary 3-D product blueprints for all customized designs and detailed floor plans of your facility.

We welcome the opportunity to discuss your needs and find the best furniture solution for your business.

Custom Designs



Rigorous Quality Control



Delivery

We deliver our products fully assembled to ensure maximum quality and convenience for our customers.

Contact Us

Tel: 1.718.747.0237
Fax: 1.718.747.0726

Customer Support

1.800.663.3412

Visit Us

www.afcindustries.com