

ERGONOMIC ENVIRONMENTS in HEALTHCARE

**INTERACTIVE
WORKSTATIONS**

**MOBILE DATA
ACCESS**

**CARTS & RACKING
SYSTEMS**

**WALL MOUNT
SOLUTIONS**



PLUS

- ▶ ADJUSTABLE DETECTOR/
CASSETTE HOLDERS
- ▶ HEALTHCARE SECURITY
- ▶ ACCESSORIES
- ▶ ROOM LAYOUT

afc INDUSTRIES, INC.
Solution creators for working environments™
www.afcindustries.com

ERGONOMICS FOR THE DIGITAL WORKPLACE: JUST WHAT THE DOCTOR ORDERED

When pushing the boundaries of digital technology, you better watch your back — wrists, arms and even knees.

ANTI-MICROBIAL PAINT

AFC now offers the added protection of anti-microbial powder-coat finishes on its products to provide protection against a broad spectrum of micro-organisms. When applied to mobile carts, wall mounts, and workstations the risk of spreading harmful bacteria and viruses between patients and health care workers is greatly reduced, according to doctors using the anti-microbial powder coating in their hospitals and laboratories.

In recent years, advanced digital technology has helped physicians dramatically enhance patient care, and delivered new efficiencies and cost savings in every medical environment. Today digital diagnostic images can travel around the world for consultations and second opinions in far less time than it takes to drive to work and the bits and bytes of computer files are rapidly replacing the scripts and slips of paper files, as many facilities implement electronic medical records (EMR).

But as your facility continues to push the boundaries of digital technology, if you haven't replaced your outdated desks and chairs with modern ergonomic furniture designed for the digital age, you better watch your back — not to mention your wrists, arms, elbows and knees. Experts agree that the long hours spent in front of computers and the repetitive motion required to utilize most technology day in and day out are a significant source of work related injuries. Moreover, optimizing the interface where man meets machine (aka workstations, carts, racking systems, wall mounts etc.) can go a long way towards maximizing the impact of your advanced technology and creating the comfortable work environment that leads to satisfied and productive staff.

For over a decade, AFC Industries has been a leader in the design and manufacture of ergonomic furniture that helps medical facilities meet these goals. Whether you're outfit-

ting a lab, imaging suite or operating room, whether you're upgrading the ergonomic footprint of an entire facility or just building new functionality into corners or hallways, AFC Industries has the firsthand knowledge and experience to make your project a success. AFC industries understands the demands unique to every job function and workplace in the medical world and the stringent demands of a healthcare environment overall.

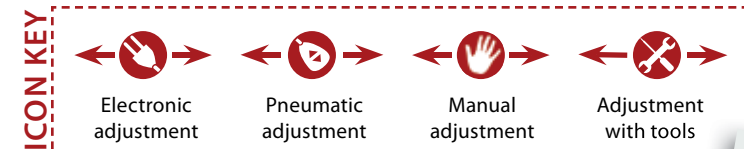
As you look through the pages of this catalogue, you'll see plenty of options to meet your needs. But remember, every piece of furniture can be customized to your exact specifications with features that range from added monitor arms and shelving to casters and rounded corners to cable management systems. We'll even provide the furniture consultants and engineers to help you make the right choices, as well as to assist you with overall space design.

You can rest assured that every AFC Industries offering is engineered with quality and value to make the most of your budget. All workstations, carts and racks are made of reinforced steel for years of use. Our pressurized, scratch-resistant laminate surfaces are available in a choice of colors. Optional anti-microbial painted finishes will protect against a broad spectrum of micro-organisms in a healthcare environment. All furniture is built to order, comes fully assembled and is built for years of service — just what the doctor ordered.



Contents

Interactive Workstations	4
The Whitestone™	6
Deluxe Ergo Tier Cart™	8
Ergo Tier Cart™	12
Dual Tier Cart™	18
Single Tier Cart™	22
Mobile Data Access	30
Telescopic Cart™	32
PC (Point-of-Care) Cart™	36
Laptop Cart™	43
Plasma Cart™	46
Upright Cart™	48
Pole Cart™	49
Carts & Racking Systems	52
SmartRack™	54
IntelliCart™	56
SmartCart™	58
OmniBus™	64
Mounting Solutions	66
i-Center™	68
Wall Mounts	70
Video Wall	74
Floor Post	75
Adjustable Detector/Cassette Holders	76
Spine Smart™ Digital Radiography Detector Holder	78
MACH-ONE™ X-ray Cassette Holder	79
Healthcare Security	80
Control Pod Console	82
Open Control Console	83
Accessories	84
Partitions	86
LCD Monitor Arms/Holders	88
Laptop Arms. Phone/Dictation Arms	92
CPU Holders. Keyboard, Mouse, and other Accessories	92
Lighting. Glides & Casters	93
Cable Management and Power Solutions	93
Storage Accessories	94
Room Layout / Standard Colors	95



Specifications in this catalog are subject to change without notice. Actual design may vary. The illustrations and pictures shown in this catalog are for presentation purposes only.



Interactive workstations. Flexible. Adjustable. Adapt to you!

Sit. Stand. Raise monitors. Lower monitors. Move them in. Move them out. These are the building blocks of an ergonomic workstation.

Different users. Different needs.

AFC workstations. Electronically height-adjustable at the touch of a button. Independent adjustment of monitor height and focal length for optimal viewing. Digital readouts to preserve and easily return to your ideal settings for surface and monitor placement. Available with surface tilt. A host of valuable features—ambient LED backlighting to ease eye strain and improve reading quality; a variety of monitor platforms; mounting solutions for the growing interest in large monitors; acoustical privacy partition to improve concentration; pop-up data port and built-in USB hub to facilitate neat and tidy use of ancillary equipment. And more.

Our flexible workstations and carts come in a wide variety of sizes, shapes, multi-tiered designs, and color options that accommodate virtually any location and workplace need. They can be enhanced with cabinetry, shelving, computer storage, and retractable features.

AFC workstations. Helping you perform better.

INTERACTIVE WORKSTATIONS



The Whitestone™6



Deluxe Ergo Tier Cart™8



Ergo Tier Cart™ 12



Dual Tier Cart™ 18



Single Tier Cart™ 22



Dimmer switch for LED backlight

Electronic Adjustment:

- SURFACE HEIGHT
- SURFACE TILT
- MONITOR HEIGHT
- FOCAL LENGTH

Features and Benefits

- Electronic adjustment of work surface height and tilt
- Independent electronic adjustment of monitor height and focal length (forward/backward motion)
- Monitor bracket # AFC2530 supporting up to 50 lbs
- Digital readout of surface height
- Digital readout of monitor height and focal length, with memory settings
- Pop-up data ports and a built-in USB hub embedded in the work surface (see photo on page 9)
- Ambient LED backlighting with dimmer switch (see photo on page 9)
- Acoustical partition that reduces noise
- Advanced warm/cool air environmental control system regulated at the workstation
- Cold-rolled 11-gauge steel frame with epoxy-powder-coated finish
- Particle-board-core top with high-pressure laminate finish edged with bumper molding
- Split bottom shelves
- Wire manager
- Power strip
- Four-inch casters (two of them locking)



Tilted position



Standing position

The Whitestone™

THE WHITESTONE™ workstation is AFC's dream station, loaded with valuable new enhancements as well as a full array of electronics, lighting, power and cable management that facilitate performance, comfort, and ease of use. New for AFC is an environmental heating and cooling system controlled at the workstation, allowing for direct regulation of temperature and alleviating heat generated by computer equipment. A new monitor bracket supports large monitors weighing up to 50 lbs, responding to a growing interest in larger images. Digital readouts for all workstation settings—surface and monitor height and monitor focal length — enable every user to preserve and easily restore optimal settings. We have added acoustical properties to our wraparound privacy partition to reduce extraneous sounds and create a more quiet environment for concentration.

Topping off this premium workstation, we have introduced the handsome Swietenia (*Swee-TEEN-ee-uh*) laminate, to enhance the aesthetics of your work environment.

Complete electronic adjustment capabilities are the foundation of this highly adaptable workstation—for surface height in sit-stand positions, surface tilt, and both vertical and horizontal adjustment of monitors. Ambient LED backlighting with dimmer control alleviates eye strain and improves the readability of images. A pop-up data port and USB unit is built into the work surface for convenient and tidy connection of almost any ancillary digital or electronic device. Multi-channel cable management keeps wires neat and unobtrusive and allows for important separation of power and electric wiring.

The Whitestone™— delivering superior comfort and adaptability to the requirements of different users and the demands of the evolving digital world.

Specifications

- Work surface width: 84"
- Work surface depth: 36"
- Height from the floor:
 - Work surface: 28" to 47"
 - Monitors: 38" to 57"

Environmental heating and cooling system controlled at the workstation





Deluxe Ergo Tier Cart™ 72"W x 36"D with metal privacy partition affixed to the workstation

Electronic Adjustment:

- SURFACE HEIGHT
- MONITOR HEIGHT
- SURFACE TILT
- FOCAL LENGTH

Features and Benefits

- Electronic adjustment of work surface height and tilt
- Electronic adjustment of monitor height and focal length (forward/backward motion)
- Cold-rolled 11-gauge steel frame with epoxy-powder-coated finish
- Particle-board-core top with your choice of high-pressure laminate finish edged with bumper molding
- Multiple colors available (for standard colors, see page 95)
- Four-inch casters (two of them locking)
- Glides and additional accessories available (see page 84)

Specifications

- Work surface width: 60", 66", 72", 84", 96"
- Work surface depth: 30", 34", 36"
- Height from the floor:
 - Work surface: 28" to 47"
 - Monitors: 38" to 57"
- Custom sizes available

Optional

- Metal privacy partition affixed to the workstation, with or without acoustical material
- Advanced warm/cool air environmental control system regulated at the workstation (for tables 84" wide and up)
- Digital readout of monitor height and focal length, with memory settings
- Monitor bracket supporting up to 50 lbs
- Adjustable ambient LED backlighting with dimmer switch
- Pop-up data ports and a built-in USB hub embedded in the work surface
- Full or split bottom shelves



LCD Monitor Arms on telescopic drives with electronic adjustment of monitors' height and focal length



Adjustable LED backlight with dimmer switch



Pop-up units include Ethernet network and parallel ports as well as standard AC power outlets and can be customized to a site's particular needs.



Separate USB units include four ports, so you can easily connect and use almost any digital device while remaining seated.

Deluxe Ergo Tier Cart™


THE DELUXE ERGO TIER CART™ is designed to meet the need for easy electronic adjustment, at the touch of a button, of the work surface height and independent monitor positioning for height and focal length, as well as work surface tilt within a 15° range of motion. Both seated and standing work positions are accommodated, and a digital readout for surface height is standard with the Deluxe Ergo Tier™.

Enhancing features for lighting, privacy, computer storage, ancillary equipment, and more are offered on an optional basis. They include an attached wraparound privacy partition suited for rooms occupied by more than one person; full or split bottom shelves, ambient LED backlighting with dimmer switch, pop-up data ports and a built in USB hub recessed in the work surface; and built-in fans or an advanced environmental control system for warm and cool air. See **Optional Features and Benefits** on the next page for a more complete list of options.



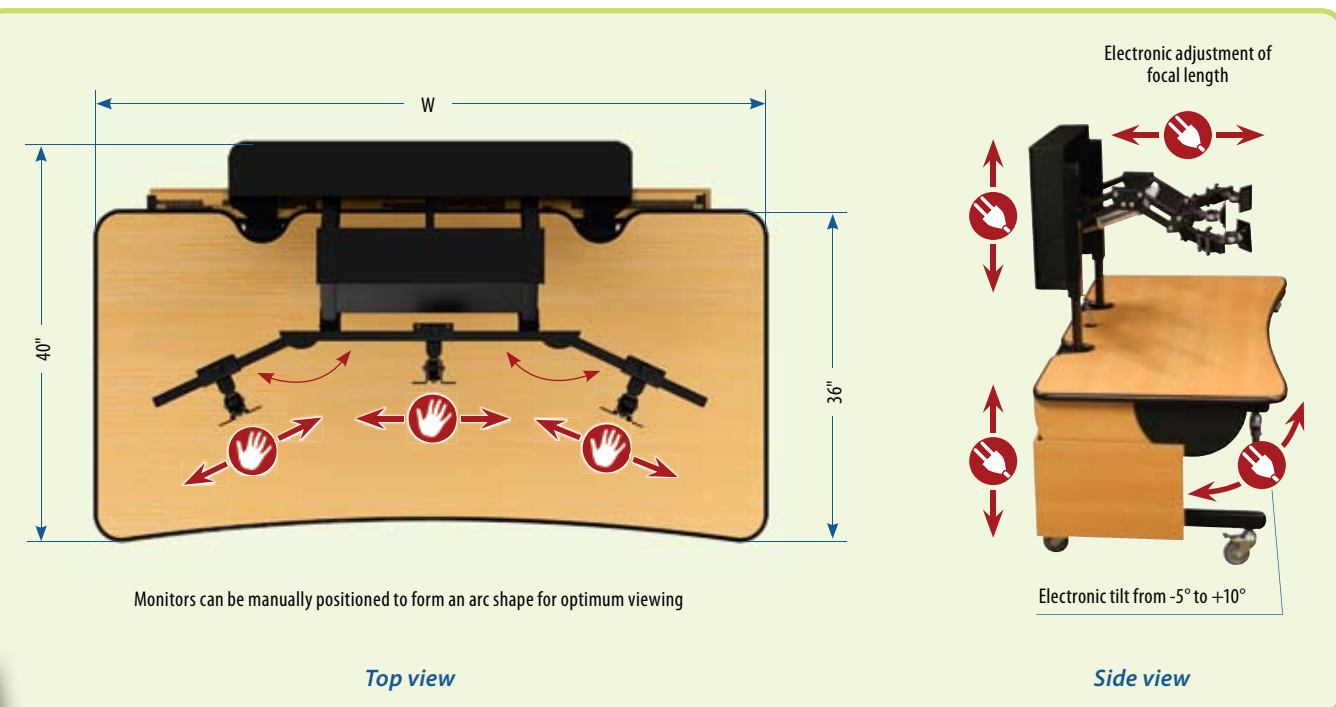


Our partitions can be free-standing (see picture below) or affixed to the floor or cart (see page 87).



A. Deluxe Ergo Tier Cart™ 60"W x 36"D:

- LCD Monitor Arms on telescopic drives # AFCERGO03
- Adjustable Phone Arm # TA002
- Ergonomic Foot Rest # FR002
- Glides # GLID-ADJ



B. Deluxe Ergo Tier Cart™ 72"W x 36"D:

- LCD Monitor Arms on telescopic drives # AFCERGO03
- Adjustable Phone Arm # TA002
- Ergonomic Foot Rest # FR002

C. Deluxe Ergo Tier Cart™ 72"W x 36"D:

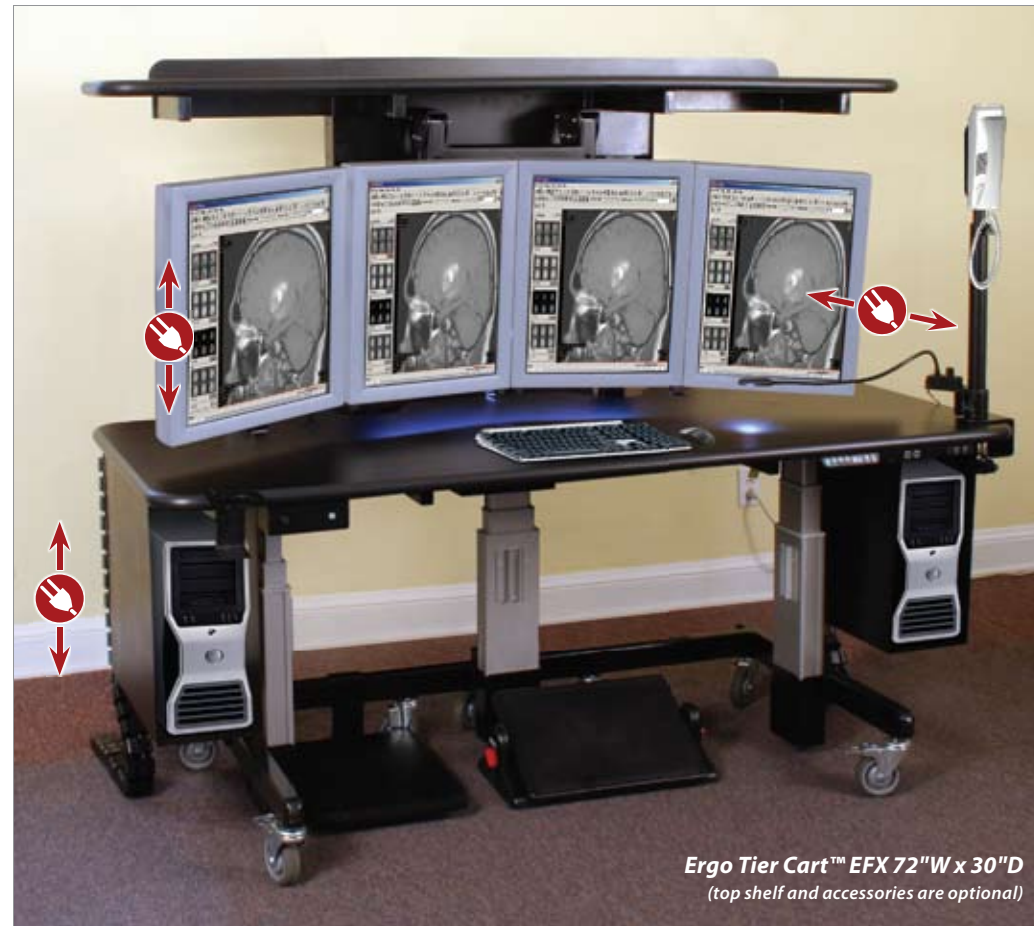
- LCD Monitor Arms on telescopic drives # AFCERGO03
- AmbiTask Light Combo # AMBL001
- Adjustable Phone Arm # TA002
- CPU Holder # CPU-07
- Wire Manager # WMF200
- Split bottom shelf

D. Deluxe Ergo Tier Cart™ 96"W x 36"D:

- LCD Monitor Arms on telescopic drives # AFCERGO04
- Swinglift Keyboard Arm # KA7001 with Custom Tray
- AmbiTask Light Combo # AMBL001
- Adjustable Phone Arm # TA002

Our AmbiTask Light Combo can be controlled with independent dimmer switches for total operator management of workstation lighting.





■ Ergo Tier Cart™

THE ERGO TIER CART™ has independent, electronic height adjustment of the work surface and monitor platform. The monitors can be retracted toward and away from the user, either manually or electronically.

The Ergo Tier™ is available with a full range of accessories to ensure comfort and convenience. Cable management keeps wires neat and unobtrusive, while dimmer-controlled task lighting illuminates the work surface at the desired intensity, reducing eye strain and glare. Adjustable phone and dictation arms keep the equipment within reach, while leaving work surfaces clutter-free.

Other useful features include CPU/UPS holders, a sturdy footrest to ease back strain, and even a metal cup holder positioned to avoid spills. Four-inch locking casters facilitate easy movement.



Features and Benefits

- Electronic adjustment of work surface height
- Electronic adjustment of monitor platform height
- Electronic or manual adjustment of monitor platform focal length (forward/backward motion)
- Cold-rolled 11-gauge steel frame with epoxy-powder-coated finish
- Particle-board-core top with your choice of high-pressure laminate finish edged with bumper molding or T-molding
- Multiple colors available (for standard colors, see page 95)
- Four-inch casters (two of them locking)
- Glides and additional accessories available (see page 84)

Specifications

- Width: 48", 60", 72", 84", 96"
- Depth: 30", 34", 36"
- Height from the floor:
Work surface: 28" to 47"
Monitors: 38" to 57"

Optional

- Metal privacy partition affixed to the workstation, with or without acoustical material
- Advanced warm/cool air environmental control system regulated at the workstation (for tables 84" wide and up)
- Digital readout of monitor height and focal length, with memory settings
- Monitor bracket supporting up to 50 lbs
- Adjustable ambient LED backlighting with dimmer switch (see photo on page 9)
- Pop-up data ports and a built-in USB hub embedded in the work surface
- Wire manager
- Top shelf
- Full or split bottom shelves


Electronic Adjustment:

- SURFACE HEIGHT
- MONITOR HEIGHT
- FOCAL LENGTH (OPTIONAL)



Our cable management keeps wires neat and unobtrusive.


Work Surface Shapes¹



¹ Availability of shape depends on size of the cart


ELECTRONICALLY ADJUSTABLE MONITOR PLATFORMS

EFX Series




- Electronic adjustment of monitor height
- Electronic adjustment of monitor focal length
- Side wings allow outer monitors to form an arc

FX Series



- Electronic adjustment of monitor height
- Manual adjustment of monitor focal length
- Side wings allow outer monitors to form an arc

ZX Series



- Electronic adjustment of monitor height
- Manual adjustment of each monitor focal length
- Horizontal sliding of each monitor on the track

RX Series



- Electronic adjustment of monitor height
- Horizontal sliding of each monitor on the track
- Option:* extended monitor arms # AFC18 at both ends provide comfortable parabolic viewing shape

You can combine one of our electronically adjustable monitor platforms shown on the left with any work surface shape from page 13.



A. Ergo Tier Cart™ 60"W x 34"D with FX Monitor Platform:

- Soft Ergonomic work surface shape
- LCD Monitor Arms on telescopic drives # AFCERGO03
- Adjustable Phone Arm # TA002
- Metal Cup Holder with clamp # MCH-100
- Bottom shelf
- Foot Rest # FR010



B. Ergo Tier Cart™ 72"W x 46"D with EFX Monitor Platform:

- Top shelf
- Custom work surface shape
- LCD Monitor Arms on telescopic drives # AFCERGO04
- Three desk-mount CPU Holders # CPU-01
- Foot Rest # FR002



C. Ergo Tier Cart™ 72"W x 36"D with ZX Monitor Platform:

- Soft Ergonomic work surface shape
- Z-series Monitor Arms on telescopic drives # AFCERGO04_Z
- Two desk-mount CPU Holders # CPU-01
- Two split bottom shelves



D. Ergo Tier Cart™ 60"W x 36"D with RX Monitor Platform:

- Bean-shaped work surface
- LCD Monitor Arms on telescopic drives # AFCERGO06_RAIL2
- Keyboard Arm # KA6000
- Keyboard Tray # TR2000 with retractable Mouse Tray
- Bottom shelf



Find the bottom shelf options of your choice!

E. Ergo Tier Cart™ 72"W x 34"D with FX Monitor Platform:

- Deep Ergonomic work surface shape
- LCD Monitor Arms on telescopic drives # AFCERGO03
- Keyboard Arm # KA6000
- Keyboard Tray # TR3000
- Full bottom shelf



Full bottom shelf

F. Ergo Tier Cart™ 72"W x 34"D with FX Monitor Platform:

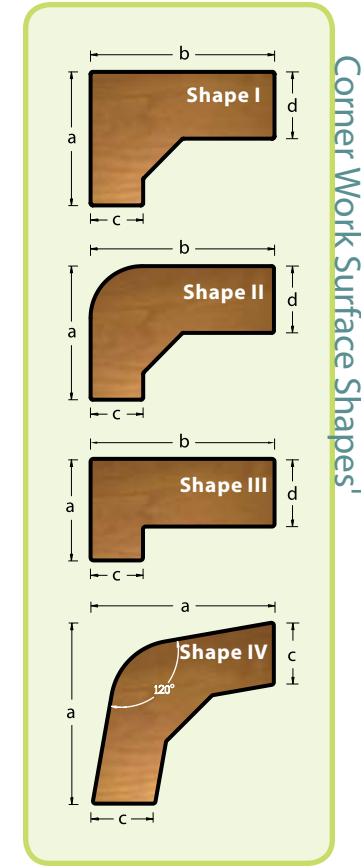
- Soft Ergonomic work surface shape
- LCD Monitor Arms on telescopic drives # AFCERGO04
- Pencil Drawer # PD002
- Two split bottom shelves



Two split bottom shelves

G. Ergo Tier Cart™ 72"W x 34"D with ZX Monitor Platform:

- Soft Ergonomic work surface shape
- Z-series Monitor Arms on telescopic drives # AFCERGO04_Z
- Adjustable CPU Holder



Corner Work Surface Shapes¹

¹ Availability of shape depends on size of the cart

Bottom Workstation Options

Ergo Tier Corner Cart™ Specifications

Overall work surface width	a	48", 60", 72", 84", 96"
	b	48", 60", 72", 84", 96"
Work surface depth	c	24", 30", 36"
	d	24", 30", 36"
Height of work surface from the floor		28" to 47"



H. Ergo Tier Cart™ 72"W x 84"W x 30"D x 30"D with FX Monitor Platform:

- Corner work surface Shape I
- LCD Monitor Arm on telescopic drives # AFCERGO04
- Keyboard Arm # KA6000
- Keyboard Tray # TR2000 with retractable Mouse Tray
- Adjustable Phone Arm # TA002
- Dictation Arm # TA003B
- Bottom shelf



I. Ergo Tier Cart™ 84"W x 84"W x 34"D x 34"D with two FX Monitor Platforms:

- Corner work surface Shape III
- Two sets of LCD Monitor Arms on telescopic drives # AFCERGO03 and # AFCERGO04
- Two adjustable CPU Holders # CPU 13-25
- Bottom shelf




J. The JW Treadmill Desk™ 83"W x 56"W x 21"D x 21"D with FX Monitor Platform:

- AFC Industries, with feedback from our customers, designed this ergonomic console that accommodates a variety of exercise devices, like treadmills, exercise bikes, or a stair stepper.
- Custom work surface shape
- LCD Monitor Arms on telescopic drives # AFCERGO05




*Dual Tier Cart™ 120"W x 34"D
(modesty panel and accessories are optional)*

NEW SHAPE!



Both tiers at same height



Raised back tier



*Bifocal position
(lower back tier)*

■ Dual Tier Cart™

THE DUAL TIER CART™ is ideal for professionals who require two independently adjustable surfaces to perform their tasks. At the touch of a button, the Dual Tier™ lets you adjust the height of the monitors and work surfaces from a seated to a standing position.

In its bifocal position, the monitors are lower than the work surface, ensuring a comfortable viewing angle. This flexibility delivers optimum body positioning and comfort.

Why adjust yourself to your workstation when the Dual Tier Cart™ adjusts to you?

Electronic Adjustment:

- TIER 1 HEIGHT
- TIER 2 HEIGHT

Features and Benefits

- Independent electronic height adjustment of both tiers
- Customized ergonomic work surfaces available
- Cold-rolled 11-gauge steel frame with epoxy-powder-coated finish
- Particle-board-core top with your choice of high-pressure laminate finish edged with bumper molding
- Multiple colors available (for standard colors, see page 95)
- Four-inch casters (two of them locking)
- Glides and additional accessories available (see page 84)

Optional

- Digital readout of tier 2 height



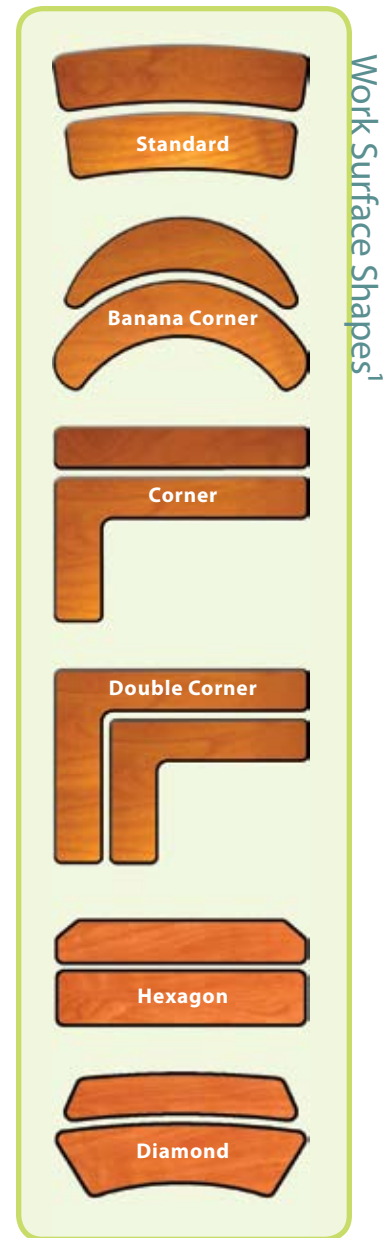
A. Dual Tier Cart™ 60"W x 36"D:

- Standard work surface shape
- Four Z-series Monitor Arms # AFCZ500-01
- Adjustable CPU Holders # CPU 13-25
- Goose Neck Task Light # TAL200A
- Wire Manager # WMF100
- Bottom shelf

Dual Tier Cart™ Specifications

Work surface shape	Standard	Banana Corner	Corner	Double Corner	Hexagon	Diamond
Total width	48", 60", 72", 84", 96"	64", 72"	48", 60", 72", 84", 96"	72", 84"	90"	72", 84"
Total depth	32", 36", 40", 44"	64", 72"	68" - 112"	72", 84"	38"	36"
Back tier depth	16", 20", 24"	16"	16", 20", 24"	16", 18"	18"	13"
Front tier depth	16", 18"	16"	12", 16"	16", 18"	18"	18"
Return depth	—	—	18", 24"	16", 18"	—	—
Front tier overall depth	—	—	48", 60", 72", 84"	—	—	—

Height of work surface from the floor ranges from 28" to 47"

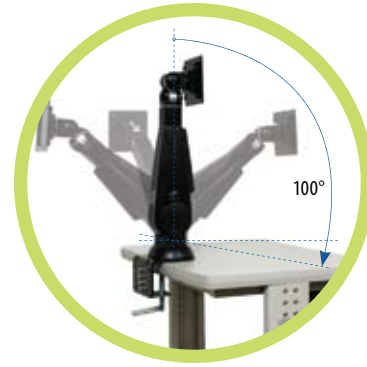


Work Surface Shapes¹

¹ Availability of shape depends on size of the cart

B. Dual Tier Cart™
60"W x 36"D:

- Standard work surface shape
- Two clamp-mount Monitor Arms # AFC02
- Phone Arm # TA002
- AmbiTask Light Combo # AMBL001
- Metal Cup Holder with clamp # MCH-100
- Bottom shelf
- Foot Rest # FR010

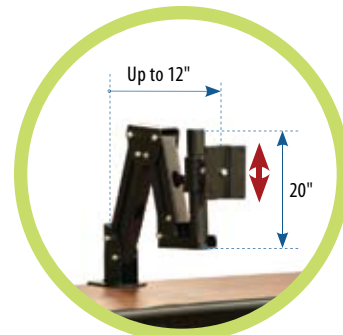


Monitor Arm # AFC02 features:

- Tilt range — from -10° to 90°
- Joint swivels — from -90° to 90°

C. Dual Tier Cart™
60"W x 36"D:

- Standard work surface shape
- Two clamp-mount Monitor Arms # AFCFLEXOARM
- Retractable Keyboard Tray # KB01
- Wire Manager # WMF200
- Mobile storage cabinet



Monitor Arm # AFCFLEXOARM features:

- Height adjustment
- Retraction up to 12"

D. Dual Tier Cart™
60"W x 36"D:

- Standard work surface shape
- Two clamp-mount Monitor Arms # AFC02
- Two clamp-mount Monitor Arms # AFCFLEXOARM
- Storage cabinet on bottom shelf



E. Dual Tier Cart™
72"W x 36"D:

- Standard work surface shape
- Z-series Monitor Arms # AFCRAILZ04-3CLAMP
- Two split bottom shelves
- Foot Rest # FR010



Z-series monitor arms mounted on the track benefits:

- Every Z-arm slides left-right on the rail, plus the freedom motion of the extension allows precise positioning of the monitors and the distance of the LCD to you
- Full extension of each arm — 20"



NEW SHAPE!

F. Dual Tier Cart™
72"W x 44"D:

- Diamond work surface shape
- Three Z-series Monitor Arms # AFCZ500-01
- Leg-mount CPU Holders # CPU-07



G. Dual Tier Cart™
64"W x 64"D:

- Top shelf
- Banana Corner work surface shape
- Z-series Monitor Arm # AFCZ500-02
- Back modesty panel
- Corner split bottom shelf



H. Dual Tier Cart™
72"W x 72"D:

- Corner work surface shape
- Bottom shelf



I. Dual Tier Cart™
72"W x 72"D:

- Double Corner work surface shape
- Three Z-series Monitor Arms # AFCZ500-02
- Two CPU Holders

INTRODUCING...



Duet Tier™

THE DUET TIER™ for those who need to move from one working position to another. This workstation allows users to sit at one work surface while having the second work surface within reach at a comfortable height. This is ideal for someone who has to scan several pages, or someone working with a microscope in a standing position and sitting at computer without having to adjust the height of entire work surface.

With two electronic surface height controls the **Duet Tier™** is suitable for multiple users, at different heights, working on the same task. Dual presentations become easily manageable, with two heights available in one workstation.



Configure your own **Duet Tier™** with our **INTERACTIVE BUILDER** at www.afcindustries.com/dualtier



Single Tier Cart™ 48"W x 24"D

Features and Benefits

- Electronic adjustment of work surface height
- Variety of surface shapes available
- Cold-rolled 11-gauge steel frame with epoxy-powder-coated finish
- Particle-board-core top with your choice of high-pressure laminate finish edged with T-molding/ bumper molding
- Multiple colors available (for standard colors, see page 95)
- Four-inch casters (two of them locking)
- Glides and additional accessories available (see page 84)


Specifications

- Width: 36", 48", 60", 72", 84", 96"
- Depth: 24", 30", 36"
- Height of work surface from the floor: 28" to 47"
- Custom sizes available

Electronic Adjustment:

- SURFACE HEIGHT

Molding



The round edges of your desk reduce pressure on the palm side of your wrist



Work Surface Shapes

Single Tier Cart™

THE SINGLE TIER CART™ is the perfect choice when different positions are required from a single workstation. With a full range of design options and accessories, the Single Tier Cart™ is adaptable to any work environment. Electronic height adjustment makes the Single Tier Cart™ versatile for multiple users.

A. Single Tier Cart™ 48"W x 30"D:

- Flipper Cabinet with two doors # FC
- Standard work surface shape
- Keyboard Arm # KA6000
- Keyboard Tray # TR2000 with retractable Mouse Tray
- Phone Arm # TA002
- Pedestal # P2BBF19MF
- Partitions with a clear Plexiglas top



B. Single Tier Cart™ 36"W x 24"D:

- Standard work surface shape
- Keyboard Arm # KA6000
- Keyboard Tray # TR2000 with retractable Mouse Tray
- Bottom shelf

C. Custom Single Tier Cart™ 36"W x 30"D:

- Soft Ergonomic work surface shape
- Clamp-mount Monitor Arms # AFC02
- Pencil Drawer # PD002
- Retractable File Holder
- CPU Holder # CPU-01
- Back modesty panel



Pencil Drawer # PD002 and retractable File Holder

D. Single Tier Cart™ 48"W x 24"D:

- Top shelf
- Standard work surface shape
- Keyboard Arm # KA6000
- Custom Keyboard Tray
- CPU Holder # CPU-01
- Back modesty panel
- Handle
- Full bottom shelf



Full bottom shelf

E. Single Tier Cart™ 60"W x 30"D:

- Standard work surface shape
- Keyboard Storage Drawer # KSD01
- Two adjustable CPU Holders
- UPS Holder
- Split bottom shelf
- Glides # GLID-ADJ



Split bottom shelf

F. Single Tier Cart™ 72"W x 30"D:

- Custom work surface shape
- Z-series Monitor Arm # AFCZ500-02
- Swinglift Keyboard Arm # KA7001 with custom tray
- Glides # GLID-ADJ



G. Single Tier Cart™ 72"W x 30"D:

- Top shelf
- Soft Ergonomic work surface shape
- Z-series Monitor Arms for three monitors # AFCRAILZ03
- Pencil Drawer # PD002
- CPU Holder # CPU-07
- Partition 72"W x 60"H
- Two split bottom shelves



Two split bottom shelves

Bottom Workstation Options

H. Single Tier Cart™ 48"W x 24"D:

- Standard work surface shape
- Z-series Monitor Arm # AFCZ500-06
- Two adjustable CPU Holders
- Bottom shelf



Z-series Monitor Arm # AFCZ500-06

I. Single Tier Cart™ 60"W x 30"D:

- Top shelf
- Bean-shaped work surface
- Two clamp-mount Monitor Arms # AFC02
- Keyboard Arm # KA6000
- Keyboard Tray # TR2000 with retractable Mouse Tray
- Adjustable CPU Holder
- Bottom shelf



Clamp-mount Monitor Arm # AFC02

J. Single Tier Cart™ 66"W x 33"D:

- Bean-shaped work surface
- Z-series Monitor Arm # AFCZ500-05
- Keyboard Arm # KA6000
- Keyboard Tray # TR2000 with retractable Mouse Trays
- Adjustable CPU Holders # CPU 13-25
- Phone Arm # TA002
- Pop-up data ports # DPA-01
- Metal Cup Holder with clamp # MCH-100
- Wire Manager # WMF100



Z-series Monitor Arm # AFCZ500-05

K. Single Tier Cart™ 94"W x 48"D:

- ErgoHex with Cutout work surface shape
- Articulating Arm for five monitors # AFCFLEXO_5
- Swinglift Keyboard Arm # KA7001 with custom tray
- Three adjustable CPU Holders



Articulating Arm # AFCFLEXO_5

Configure your own **Single Tier Cart™** with our **INTERACTIVE BUILDER** at www.afcindustries.com/singletier



L. Single Tier Cart™ 84\"/>

- Soft Ergonomic work surface shape
- Z-series Monitor Arms # AFCRAILZ05-5CLAMP
- Pencil Drawer # PD002
- Two split bottom shelves




M. Single Tier Cart™ 84\"/>

- ErgoHex with Cutout work surface shape
- Articulating Arm for four monitors # AFCFLEXO_4
- Keyboard Arm # KA6000
- Keyboard Tray # TR3000
- CPU Holder # CPU 13-25
- Back and side modesty panels



N. Single Tier Cart™ 96\"/>

- Standard with Cutout work surface shape
- Articulating Arm for five monitors # AFCFLEXO_5
- Pencil Drawer # PD002
- Two CPU Holders # CPU-01
- Bottom shelf



Front view



Back view

Single Tier Corner Cart™ 84\"/>

A modification of the **Single Tier Cart™**, this handsome design is just right for maximizing your workspace in executive suites and welcome areas. Ergonomically designed work surfaces compliment electronic height adjustment, enhancing the functionality and versatility of this **Single Tier Corner Cart™**.

Select a work surface shape below, or have us customize a surface shape that best fits your requirements.

Single Tier Corner Cart™ Specifications	
Overall work surface width	48", 60", 72", 84", 96"
	48", 60", 72", 84", 96"
Work surface depth	18", 24", 30", 36"
	18", 24", 30", 36"
Height of work surface from the floor	28" to 47"

AA. Single Tier Corner Cart™ 48\"/>

- Corner work surface Shape I
- Swinglift Keyboard Arm # KA7001
- Keyboard Tray # TR3000
- Bottom shelf

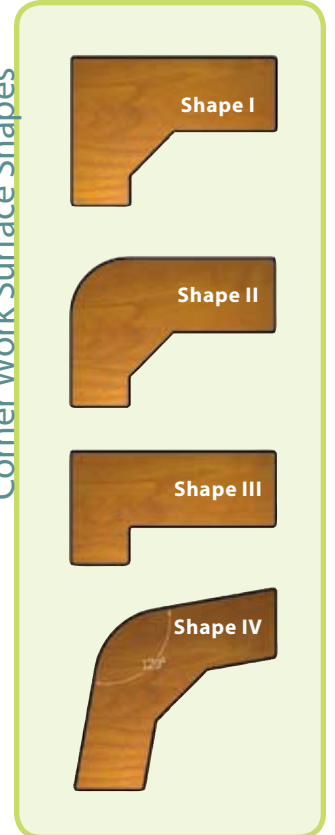


BB. Single Tier Corner Cart™ 48\"/>

- Corner work surface Shape II
- Two Z-series Monitor Arms # AFCZ500-01
- Keyboard Arm # KA6000
- Keyboard Tray # TR3000
- CPU Holder # CPU-07
- Two split bottom shelves



Corner Work Surface Shapes¹



¹ Availability of shape depends on size of the cart

CC. Single Tier Corner Cart™
56"W x 54"W x 30"D x 24"D:

- Clipboard Holder # WCH-100
- Corner work surface Shape III
- Phone Arm # TA002
- Retractable Pencil Drawer # PD002
- CPU Holder CPU-01
- Partition
- Fluorescent Under-Shelf Light
18" wide # TAL300F
- Glides # GLID-ADJ



Clipboard holder

DD. Single Tier Corner Cart™
72"W x 72"W x 24"D x 24"D:

- Flipper cabinet with three doors # FC
- Corner work surface Shape I
- Three clamp-mount Monitor Arms # AFC02
- Keyboard Arm # KA6000
- Keyboard Tray # TR3000
- Two Phone Arms # TA002
- Gooseneck Task Light # TAL200A
- Two split bottom shelves
- Metal Film Box # FB-200
- Mobile Film Box # FB-100



Flipper cabinet

EE. Single Tier Corner Cart™
72"W x 60"W x 24"D x 24"D:

- Top Shelf
- Corner work surface Shape III
- Two clamp-mount Monitor Arms # AFC02
- Keyboard Arm # KA6000
- Keyboard Tray # TR2000 with retractable Mouse Tray
- Bottom shelf



Top shelf

FF. Single Tier Corner Cart™
60"W x 72"W x 30"D x 30"D:

- Corner work surface Shape I
- Stainless steel work surface and bottom shelves
- Two split bottom shelves



GG. Single Tier Corner Cart™
72"W x 60"W x 30"D x 30"D:

- Corner work surface Shape I
- Clamp-mount Monitor Arm # AFCRAIL02
- Keyboard Arm # KA6000
- Keyboard Tray # TR3000
- Three adjustable CPU Holders
- Bottom shelf



HH. Single Tier Corner Cart™
96"W x 48"W x 30"D x 30"D:

- Half-moon work surface shape
- Articulating Arm for 5 monitors # AFCFLEXO_5
- Keyboard Arm # KA6000 with custom Keyboard Tray



II. Single Tier Corner Cart™
60"W x 84"W x 30"D x 30"D:

- Corner work surface Shape III
- Three clamp-mount Monitor Arms # AFC02
- Two Keyboard Arms # KA6000
- Wood Keyboard Tray # TR3000
- Keyboard Tray #TR2000 with retractable Mouse Tray
- Phone Arm # TA002
- Gooseneck Task Light # TAL200A
- Bottom shelf



Top Workstation Options



Optimizing your mobile computing needs

Today's advancing technological world demands what we at AFC refer to as "Whenever ⇔ Wherever" access to data, including electronic medical records, radiology images, and more. The need has become ubiquitous, throughout all areas of healthcare facilities and professional functions — from radiology reading rooms to patient bedsides, operating rooms, conference rooms, and more; in oncology, cardiology, nuclear medicine, labor and delivery, and more.

AFC's array of durable mobile carts are designed to meet this growing need, while incorporating ergonomic features that make them adaptable to any user. Security features protect both sensitive patient information and computer equipment. Our carts are built from materials for thorough disinfection. They are available in footprints as small as 19" for easy maneuvering in tight places. Long-lasting batteries can be loaded so that carts can move from area to area without being connected to electrical outlets. Whatever your need, AFC can build a mobile cart solution for you.

MOBILE DATA ACCESS



Telescopic Cart™ 32



PC Cart™ 36



Laptop Cart 43



Plasma Cart™ 46



Upright Cart™ 48



Pole Cart™ 49



Telescopic Cart™ 24"W x 24"D

Electronic Adjustment:

- SURFACE HEIGHT
- SURFACE TILT (OPTIONAL)

Features and Benefits

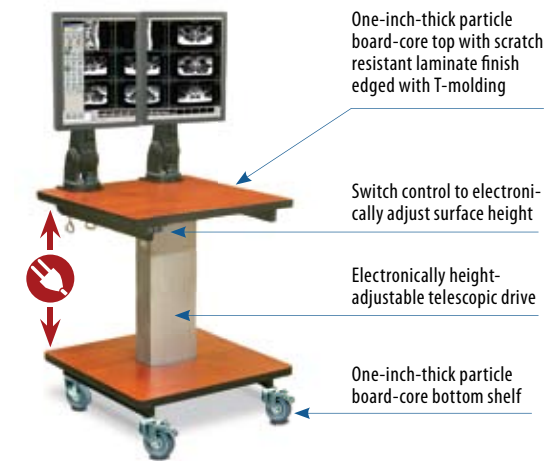
- Cold-rolled 11-gauge steel frame with epoxy-powder-coated finish
- Particle-board-core top with your choice of high-pressure laminate finish
- Chemical-resistant phenolic top and bottom surfaces available
- Work surface is electronically height-adjustable with optional electronic tilt
- Multiple colors available (for standard colors, see page 95)
- Four four-inch casters (the front two are locking)
- Glides and additional accessories available (see page 84)

Specifications

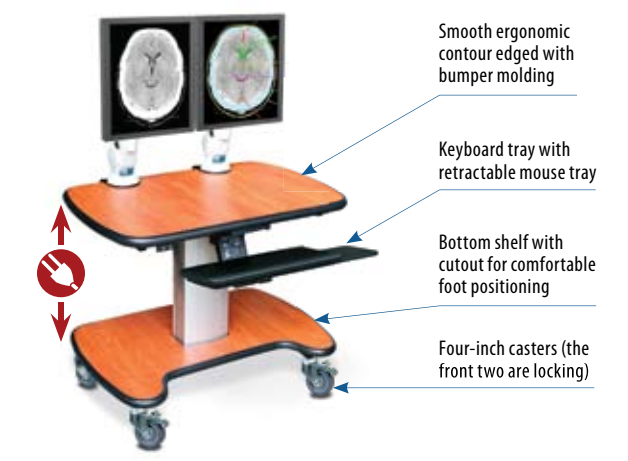
- Width: 24", 30", 36"
- Depth: 24", 30", 36"
- Height of work surface from the floor: 30" to 46"

Telescopic Cart™ Sizes

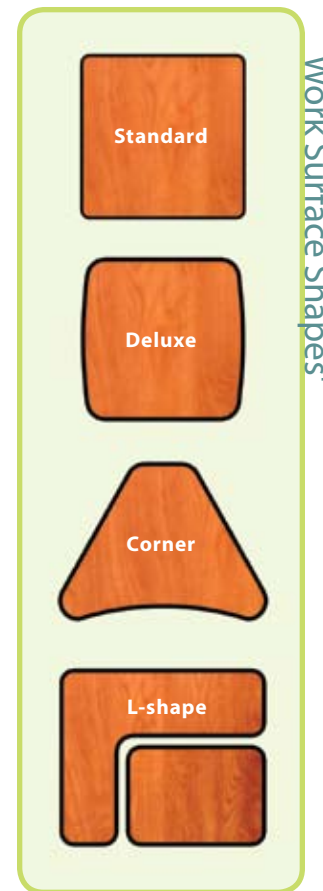
24"W x 24"D	30"W x 24"D	36"W x 24"D
24"W x 30"D	30"W x 30"D	36"W x 30"D
24"W x 36"D	30"W x 36"D	36"W x 36"D
Accommodates one flat panel monitor (or one CRT monitor)	Accommodates up to two flat panel monitors (or one CRT monitor)	Accommodates up to two flat panel monitors (or two CRT monitors)



Standard Telescopic Cart™



Deluxe Telescopic Cart™



Work Surface Shapes¹



NEW SHAPE!

A. Telescopic Cart™ LTC4236-01 (42"W x 36"D):

- L-shape work surface
- Grommet-mount Z-arm # AFCZ588-02
- Swinglift Keyboard Arm # KA7001
- CPU Holder # CPU 13-25
- LED Task Light # TAL400



Telescope-in on the large variety of Telescopic Carts!

B. Telescopic Cart™ 36"W x 30"D with electronically tilting work surface¹

¹ Shown with custom base



Tilted position (electronic tilt from -5° to +10°)

C. Telescopic Cart™ 24"W x 24"D:

- Deluxe work surface shape
- Clamp-mount Z-arm # AFCZ500-02
- Keyboard Arm # KA6000
- Keyboard Tray # TR2000 with retractable Mouse Tray



Clamp-mount Z-arm for two monitors # AFCZ500-02

D. Telescopic Cart™ 24"W x 24"D:

- Standard work surface shape
- Chemical-resistant phenolic work surface and bottom shelf
- Grommet-mount twin Monitor Arm # AFCPOLE2MH-1



Grommet-mount Twin Monitor Arm # AFCPOLE2MH-1

E. Telescopic Cart™ 24"W x 24"D:

- Deluxe work surface shape
- Clamp-mount Monitor Arm # AFCFLEXOARM
- Keyboard Arm # KA6000
- Keyboard Tray # TR2000 with retractable Mouse Tray
- Two foldable extensions



Clamp-mount Monitor Arm # AFCFLEXOARM

F. Telescopic Cart™ 24"W x 24"D:

- Deluxe work surface shape
- Clamp-mount twin Monitor Arm # AFCPOLE2MH-1
- Retractable Keyboard Tray # KB01
- CPU Holder
- Wire Basket # WB-100
- Wire Manager # WMF100
- CPU Holder # CPU-99



Clamp-mount twin Monitor Arm # AFCPOLE2MH-1

G. Telescopic Cart™ 30"W x 24"D:

- Corner work surface shape
- Keyboard Arm # KA6000
- Keyboard Tray # TR2000 with retractable Mouse Tray



H. Telescopic Cart™ 30"W x 24"D:

- Corner work surface shape

I. Telescopic Cart™ 30"W x 30"D:

- Deluxe work surface shape
- Clamp-mount Monitor Arm # AFC02
- Keyboard Arm # KA6000
- Keyboard Tray # TR2000 with retractable Mouse Tray
- Wire Basket # WB-100
- CPU Holder # CPU13-25
- UPS Holder # UPS-01



Back view

J. Telescopic Cart™ 30"W x 24"D:

- Standard work surface shape
- Clamp-mount Monitor Arm # AFC02
- Retractable Keyboard Tray # KB01
- Two handles



Configure your own Telescopic Cart™ with our **INTERACTIVE BUILDER** at www.afcindustries.com/telescopiccart



PC Cart™ 910

PC Cart™

INTRODUCING THE PC CART™ 910, AFC Industries new point-of-care cart that combines a streamlined look and enhanced functionality with the hallmark durability and ergonomic design of AFC's mobile work stations.

With an all-in-one computer, the height-adjustable PC 910 offers a battery that can run for up to 30 hours before recharging. UL 60601-1 compliant, it is safe to use throughout facilities. Fleet management software allows for IT monitoring, management, and programming of carts for location, battery status, and scheduling of computer shutdown, recharging and maintenance.

A phenolic work surface with rounded corners enhances safety and appeal. Cutout handles on all corners facilitate grip, access from any user position, and range of motion. The retractable phenolic keyboard tray features ergonomic tilt, swivel, and a sliding mouse tray for both left- and right-handed users.

Features and Benefits

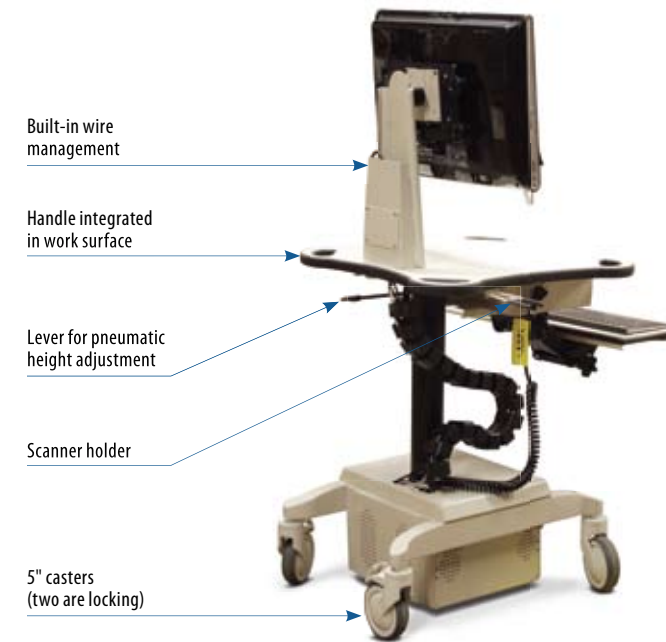

- Sit-to-stand height adjustment (pneumatic or electronic)
- Thorough disinfection for clean room use
- Supports all-in-one computer as well as separate thin client and monitor
- Mounting for all-in-one computer or standard monitor VESA (75/100)
- Rounded phenolic work surface for greater safety, comfort, and appeal
- Seamless integration of handles into the work surface on all four corners for easy grip from any user position
- Keyless electronic lock for utility drawer and divider to facilitate administration of care in two-patient rooms
- Phenolic retractable keyboard tray with ergonomic negative and positive tilt and swivel
- Mouse tray slides to accommodate left- and right-handed users
- 5" casters with round tread wheels for ease of movement

Specifications

- Footprint size: 20"W x 24"D
- Work surface size: 22"W x 22"D
- Keyboard tray size: 19"W x 8"D
- Height of work surface from the floor: ~30" to 42"




PC Cart™ 910 with camera holder



Pneumatic Adjustment:


SURFACE HEIGHT



Mounting for all-in-one computer or standard monitor (VESA 100/75)



Utility drawer with keyless electronic lock and divider



Power Supply

- UL 60601-1 compliant for safe use in all patient and non-patient areas
- Long life up to 25 hours¹ using all-in-one CPU allows for multi-shift deployment
- Power alert software protects data and low-battery alarm can be muted
- IT Fleet management software for monitoring, programming, and management of PC 910s throughout a facility
- LED monitoring of battery status
- Advanced 3-stage charger accelerates recharging and increases safety
- Internal Automatic Transfer Switch allows power supply to run connected equipment while battery module is recharging

¹ With fully charged battery. Runtimes may vary based on load characteristics and battery condition.

FOR HIGH-TRAFFIC AREAS where the width and height of the base are crucial, especially between patient beds or medical equipment, AFC offers the **PC Cart™ 900**.

Available with an optional scanner holder, the **PC Cart™ 900** can easily adapt to all work situations. It's sleek, yet durable, quad-point base has a footprint of 18"W x 18"D and an overall height of less than 6". Special 3-inch wheels are used on the quad-point base.



Pneumatic Adjustment:

▪ SURFACE HEIGHT

A. PC Cart™ 900

- Monitor Arms # AFC16
- Utility drawer with divider and keyless electronic lock
- Retractable keyboard tray with slide-out mouse tray
- Two handles
- Scanner holder # S01
- Mouse holder # M001
- Four 3" wheels



3" wheel



B. PC Cart™ 800 20"W x 22 ½"D:

- Clamp-mount Z-arm # AFCZ566-01
- Handle
- Footprint: 18"W x 20"D
- Four 4" casters



D. PC Cart™ 800 24"W x 24"D:

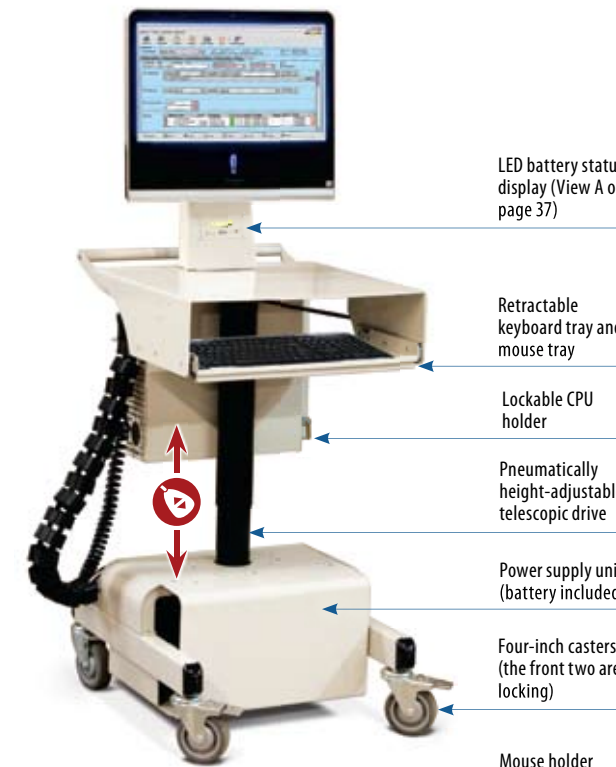
- Clamp-mount Z-arm # AFCZ566-02
- Handle
- Footprint: 20"W x 24"D
- Four 4" casters



C. PC Cart™ 800 24"W x 24"D:

- Clamp-mount Z-arm # AFCZ566-02
- Keyboard Arm # KA6000
- Keyboard Tray # TR1000
- Handle
- Footprint: 20"W x 24"D
- Four 4" casters

OUR PC CART™ 500 with power supply brings advanced computer technology to any location. The cart features a small footprint and large casters for easy movement. The **PC Cart™ 500** is height-adjustable to enable computer use while the user is standing or seated. A retractable keyboard and mouse tray are included. The cart's all-metal body enables disinfection and clean-room use.



LED battery status display (View A on page 37)

Retractable keyboard tray and mouse tray

Lockable CPU holder

Pneumatically height-adjustable telescopic drive

Power supply unit (battery included)

Four-inch casters (the front two are locking)

Mouse holder

PC Cart™ 500 with power supply

Lever for pneumatic height adjustment

Pneumatic Adjustment:

▪ SURFACE HEIGHT

Features and Benefits

- Designed to hold desktop computers, and small instruments; ideal for use in any space-limited locations
- Built exclusively from cold-rolled steel with epoxy-powder-coated finish
- Pneumatic or electric height adjustment
- Flat-panel monitor mount VESA (100/75)
- Retractable keyboard tray and mouse tray
- Standard color: Textured Gray
- Multiple colors available (see page 95)
- Four rubber or plastic casters (the front two are locking)
- Additional accessories available (see page 84)

Specifications

- Rectangular base size: 20 ½"W x 24"D
- Work surface size: 20"W x 20"D
- Keyboard tray size: 19"W x 8 ½"D
- Height of work surface from the floor: ~30" to 42"

Optional

- Power supply unit with LED monitoring of battery status (see View A on page 37)
- CPU/UPS holder
- Wire manager # WMF200 (to manage cables going from the power supply unit to the LED display)

FOR MAXIMUM MOBILITY, we offer a **Power Supply Unit** with three main components:

Power Supply/Recharger (remains the same for any size battery) recharges the battery that it is connected to. The cart has three AC power outlets to which the user can plug in their monitor and CPU.

LED-Battery-Status Display shows amount of power in battery, alerting user to recharge battery by connecting to Power Supply/Recharger. The unit is generally attached to the monitor arm or in a visible location of the cart.

Battery available in three sizes, each determines run time (~4.3 hours, ~6.5 hours, and ~10 hours).

The low profile of the **PC Cart™ 500** gets you closer to the patient's bedside



Optional Monitor Arms



Twin Monitor Arm # 2MH



Z-series Monitor Arm # AFCZ500-01



Z-series Monitor Arm # AFCPOLE

PC Cart™ Accessories



Antiseptic wipe holder



Biohazard waste holder



Wire basket



E. PC Cart™ 500

- LED battery status display
- Retractable keyboard tray with slide-out mouse tray
- CPU holder # CPU-09
- Handle
- 4" casters

F. PC Cart™ 500

- Twin Monitor Arm # 2MH
- Retractable keyboard tray with slide-out mouse tray
- CPU holder # CPU-09
- Mouse holder # M001
- Handle
- 4" casters

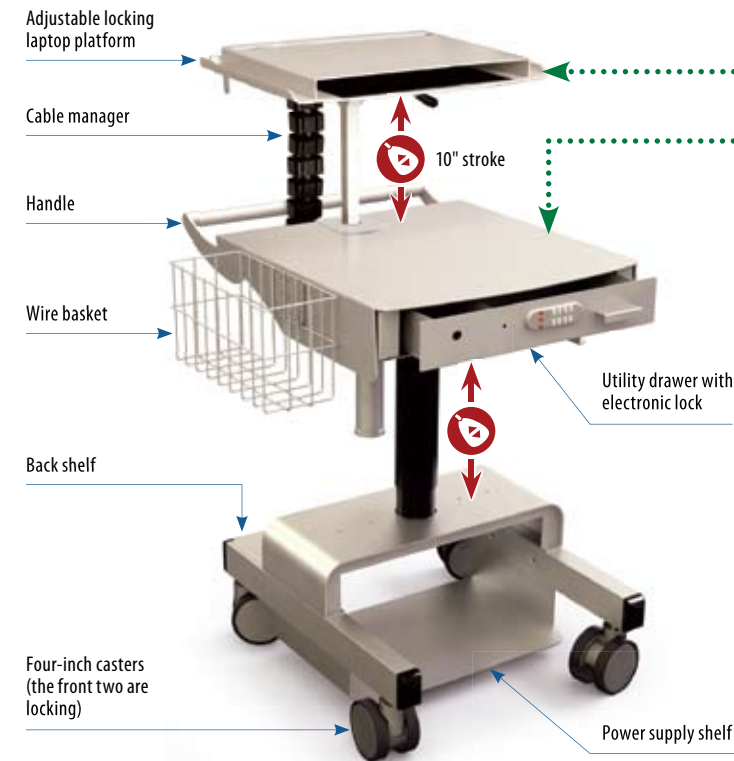
G. PC Cart™ 500

- Z-series Monitor Arm
- Z-series Keyboard Arm with retractable mouse tray # ZKB-2
- Handle
- Back shelf
- Custom CPU Holder
- 4" casters


H. PC Cart™ 500

- Grommet-mount Monitor Arm # AFCPOLE
- Locking drawer
- Remote user interface
- Retractable keyboard tray with slide-out mouse tray
- Wire basket # WB-100
- Mouse holder # M001
- Handle
- 4" casters

The PC Cart™ 500 also comes in Dual and Deluxe configurations. The Dual PC Cart™ 500 allows for independent movement of two surfaces. The upper surface can be used as a laptop platform. The Deluxe PC Cart™ 500 features electronic height adjustment.



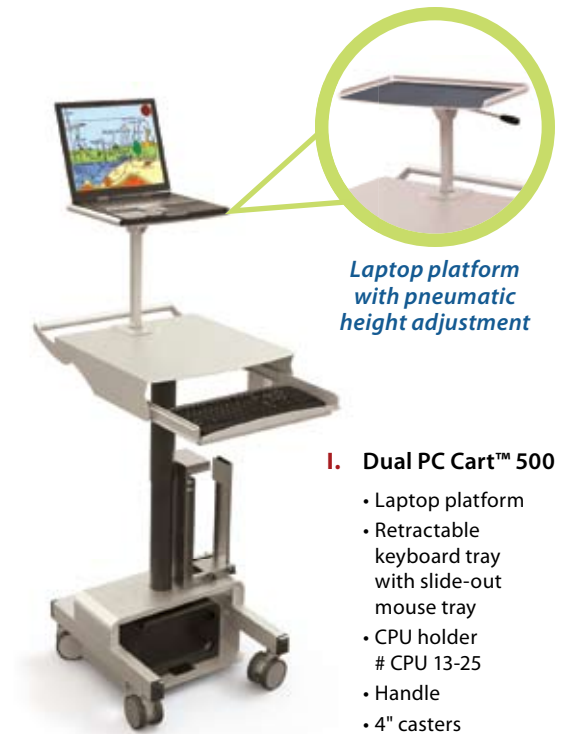

Dual PC Cart™ 500 with utility drawer



Dual PC Cart™ 500 with power supply

Pneumatic Adjustment:

- LAPTOP PLATFORM HEIGHT
- SURFACE HEIGHT



I. Dual PC Cart™ 500

- Laptop platform
- Retractable keyboard tray with slide-out mouse tray
- CPU holder # CPU 13-25
- Handle
- 4" casters



Deluxe PC Cart™ 500 with power supply

Electronic Adjustment:

▪ SURFACE HEIGHT



Control switch for vertical adjustment

Electronically height-adjustable telescopic drive

Power supply unit (battery included)

Four-inch casters (the front two are locking)



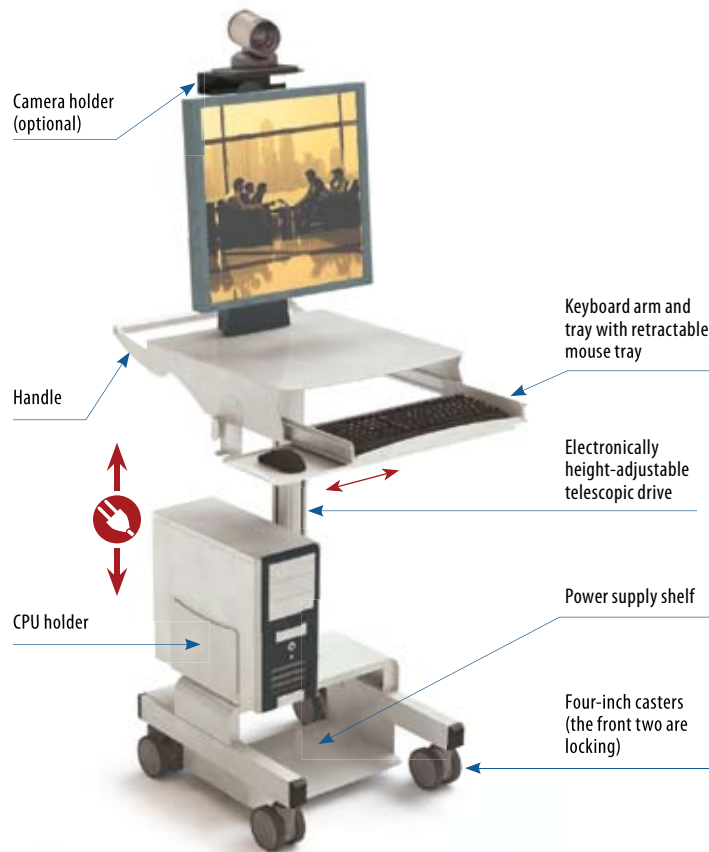
Standing position

J. Deluxe PC Cart™ 500 for one LCD monitor



Seated position

K. Deluxe PC Cart™ 500 for two LCD monitors



Deluxe PC Cart™ 500

Camera holder (optional)

Handle

CPU holder

Keyboard arm and tray with retractable mouse tray

Electronically height-adjustable telescopic drive

Power supply shelf

Four-inch casters (the front two are locking)



Laptop Cart # PC-700LP with laptop lock

Retractable keyboard tray with slide-out mouse tray

Pneumatically height-adjustable telescopic drive

Small footprint

3-inch casters (two are locking)

Features and Benefits

- Designed to hold laptops; ideal for use in any space-limited locations
- Built exclusively from cold-rolled steel with epoxy-powder-coated finish
- Pneumatic height adjustment
- Retractable keyboard tray with slide-out mouse tray
- Standard color: Textured Gray
- Multiple colors available (see page 95)
- 3" wheels (the front two are locking)
- Additional accessories available (see page 84)


Laptop Carts

THE MULTI-FUNCTIONAL AND HIGHLY ADAPTABLE PC CART™ 700LP is AFC Industries' newest addition to its line of durable laptop carts.

The PC Cart™ 700LP offers a compact look, with a footprint of 19" and an overall height of less than 6" making this cart suitable for small work areas. It's specially designed star-shaped base with 3-inch wheels delivers smooth and fluid mobility. The PC Cart™ 700LP is the example of functional, durable, and ergonomic design synonymous with AFC Industries.

Pneumatic Adjustment:

▪ SURFACE HEIGHT



Lever for pneumatic height adjustment

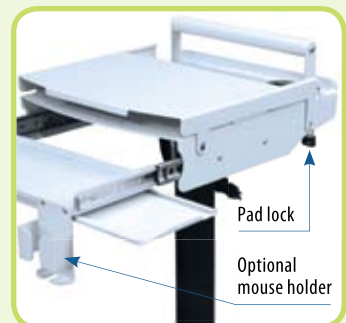
Hook for cable



Power strip with retractable cord



Lockable laptop cover



Pad lock

Optional mouse holder

Laptop cover lifts and locks with the pad lock

Specifications

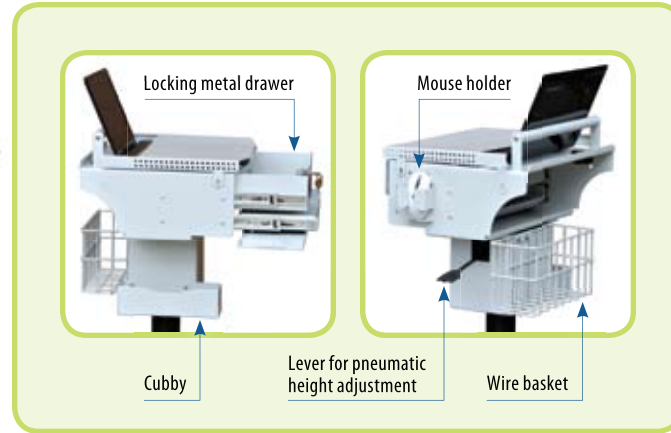
- Work surface size: 18"W x 16"D
- Height of work surface from the floor: ~30" to 42"
- Keyboard tray size: 16"W x 6"D
- Footprint: 19" star-shaped base

Optional

- Lockable laptop cover
- Locking metal drawer
- Pullout writing platform
- Retractable power cord
- Hook for cable

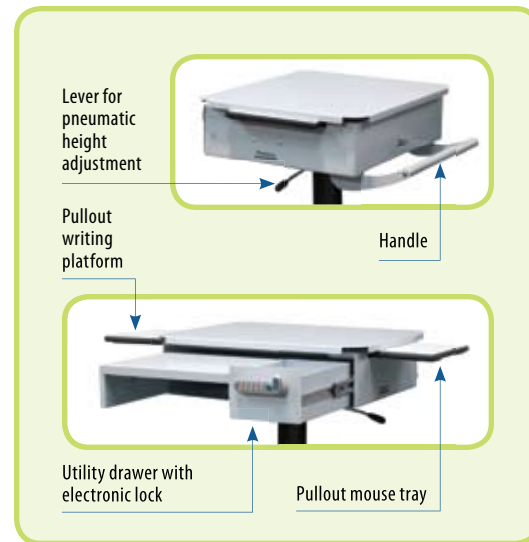
A. Laptop Cart # 700LP with laptop lock, drawer, and wire basket.

- Lockable laptop cover
- Locking metal drawer
- Retractable keyboard tray with slide-out mouse tray
- Mouse holder # M001
- Wire basket # WB-100
- Custom cubby 3"Wx3"Hx10"D
- Handle
- 22" star-shaped footprint
- Five 3" wheels



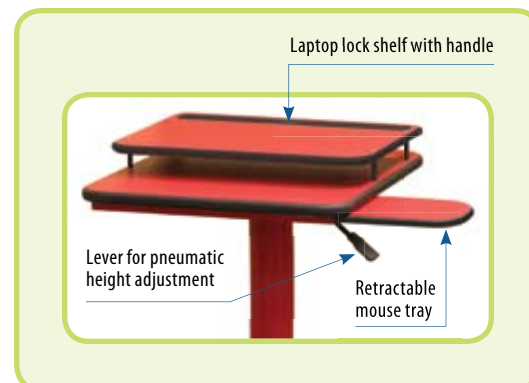
B. Laptop Cart # 700LP with utility drawer and writing platform

- Pullout writing platform
- Two pullout mouse trays
- Utility drawer with electronic lock
- Handle
- 22" star-shaped footprint
- Five 3" wheels



C. Custom Laptop Cart with locking shelf

- 18" W x 14" D laptop lock shelf with handle
- 18" W x 25" D phenolic work surface
- Retractable mouse tray
- Footprint: 23" diameter five-prong base
- Additional base weight for increased stability
- Five 4" twin casters



D. Custom Laptop Cart with wire basket

- Height of work surface ranges from the floor: 27" to 37"
- Wire basket
- Footprint: 26" diameter five-prong base
- Five 4" twin casters



F. Custom Laptop Cart with drawer

- Height of work surface ranges from the floor: 27" to 37"
- Locking drawer
- Handle
- Footprint: 26" diameter five-prong base
- Five 3" casters



H. Laptop Cart # PC-LS with wood top

- Height of work surface ranges from the floor: 27" to 37"
- 24" W x 24" D wood top
- Storage space
- Footprint: 26" diameter five-prong base
- Five 3" casters



E. Laptop Cart # PC-S with stainless steel top

- Height of work surface ranges from the floor: 27" to 37"
- 24" W x 24" D stainless steel top
- Handle
- Footprint: 26" diameter five-prong base
- Five 4" twin casters



G. Tablet Cart # PC-L

- Adjustable locking mechanism to hold tablet in place
- Height of work surface ranges from the floor: 30" to 40"
- Both surface can tilt independently
- Stationary holder
- Footprint: 26" diameter five-prong base
- Five 4" twin casters



I. Laptop Cart with fixed height 20"W x 20"D x 42"H

- Shelf for CPU/UPS or battery: 18" W x 18" D
- Four 4" casters





Plasma Cart™ XLCD200-01

Plasma Cart™

AS TECHNOLOGY HAS BECOME an integral part of the workflow, the need for easy, convenient data access has grown. The Plasma Cart™ is a durable, sturdy, and adjustable mobile solution for data and video access. Applications include teaching and training, meetings and presentations, teleconferences, telemedicine, signage and more, spanning sectors including government, military and other mission critical, commerce, healthcare, education and beyond.

The Plasma Cart™ allows you to strategically bring a large flat screen and related electronic equipment wherever they are needed. It accommodates flat screens with up to a 46" viewing area, with tilt from -5° to +15°. All components of the Plasma Cart™ are height adjustable. Internal wire management is enclosed by easy-to-remove access panels.

The Plasma Cart™ can be configured according to the user's specific needs and enhanced with multiple options, such as double-monitor holder, retractable keyboard and laptop tray, additional shelves, CPU holder, camera holder for teleconferencing, telemedicine, and filming applications.

Features and Benefits

- Fits flat screens up to 46"
- Monitor mount tilts from -5° to +15°
- Mobile and stable
- All components are individually height adjustable
- Built-in cable management with removable access panel
- Standard colors — Textured Gray and Black
- Multiple colors available (for standard colors, see page 95)
- Four-inch casters (the front two are locking)

Specifications

- Utility shelf: 18"W x 16"D
- Footprint: 30"W x 30"D
- Overall height from the floor: 62"



The Plasma Cart™ provides a mobile display wherever it is needed, perfect for both public spaces and meeting rooms.

Optional

- Multiple monitor holder (picture on the right)
- Retractable keyboard/laptop tray
- Additional shelves
- CPU holder
- Camera holder
- Surge suppressor
- Glides and additional accessories (see page 84)

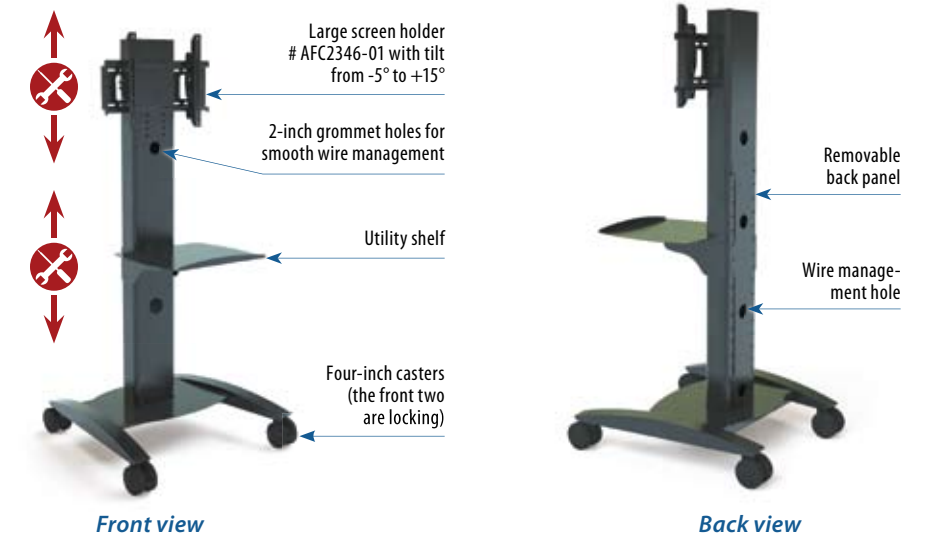


Plasma Cart™ XLCD300-01



A surge suppressor can be mounted out of sight, inside the cable management channel

Built-in cable management provides a neat and safe solution for wires, which are tucked away behind an easily removable access panel



Front view

Back view

A. Plasma Cart™ XLCD500

- Two Monitor Arms # AFC22
- Z-series Keyboard Arm & Tray with retractable Mouse Tray # WM-ZKB-1
- Handle
- Two utility shelves
- Printer shelf
- Footprint: 30"W x 30"D
- Four 4" casters



Front view

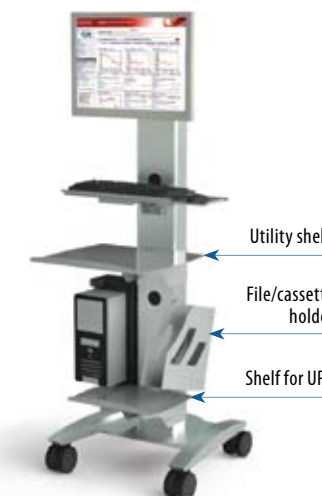
Back view

Our Mini Plasma Cart™ series accommodate screens between 24"– 38" and have all standard features of XLCD series in a smaller footprint with the option for height adjustable components.

1 Will work with smaller sizes and depending on the weight of the screen

B. Mini Plasma Cart™ MLCD200-01

- Monitor Arm # AFC22
- Retractable Keyboard Arm & Tray # WM-TR-M with slide-out Mouse Tray
- Utility shelf: 18"W x 18"D
- CPU Holder # CPU 13-25
- File/cassette holder
- Shelf for UPS: 14"W x 12"D
- Footprint: 24"W x 24"D
- Four 4" casters



All components are height adjustable

C. Mini Plasma Cart™ MLCD400-01

- Monitor Arm # AFC22
- Lockable enclosure with retractable Keyboard Tray and slide-out Mouse Tray
- Wire Basket # WB-100
- CPU Holder # CPU-101
- Straight base: 30"W x 26"D
- Four 4" casters





Upright Cart™

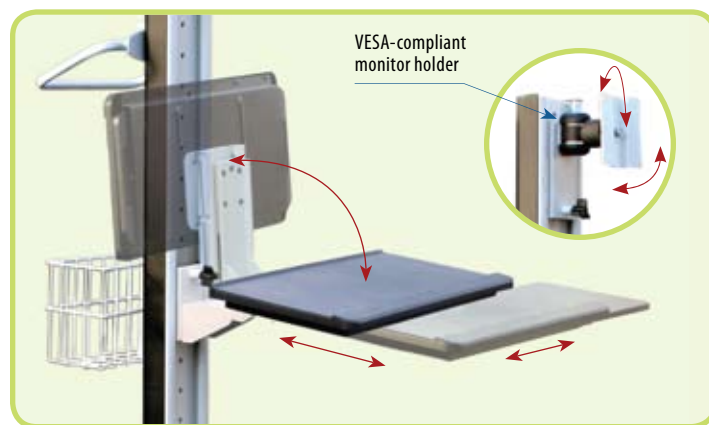
THE UPRIGHT CART™ is a space-saving mobile workstation that accommodates a computer, monitor, keyboard and mouse, as well as a utility shelf that can hold a battery pack to provide flexibility and efficiency in moving among rooms and departments. The Upright Cart™ is designed for comfort and efficiency, with a slim profile that allows for effortless height adjustment of the CPU, monitor and keyboard in 2-inch increments. The VESA-compliant monitor holder can be adjusted to support both portrait and landscape views and tilted to avoid glare, while the keyboard/mouse tray is foldable and retractable for easy transport and a low profile.

Features and Benefits

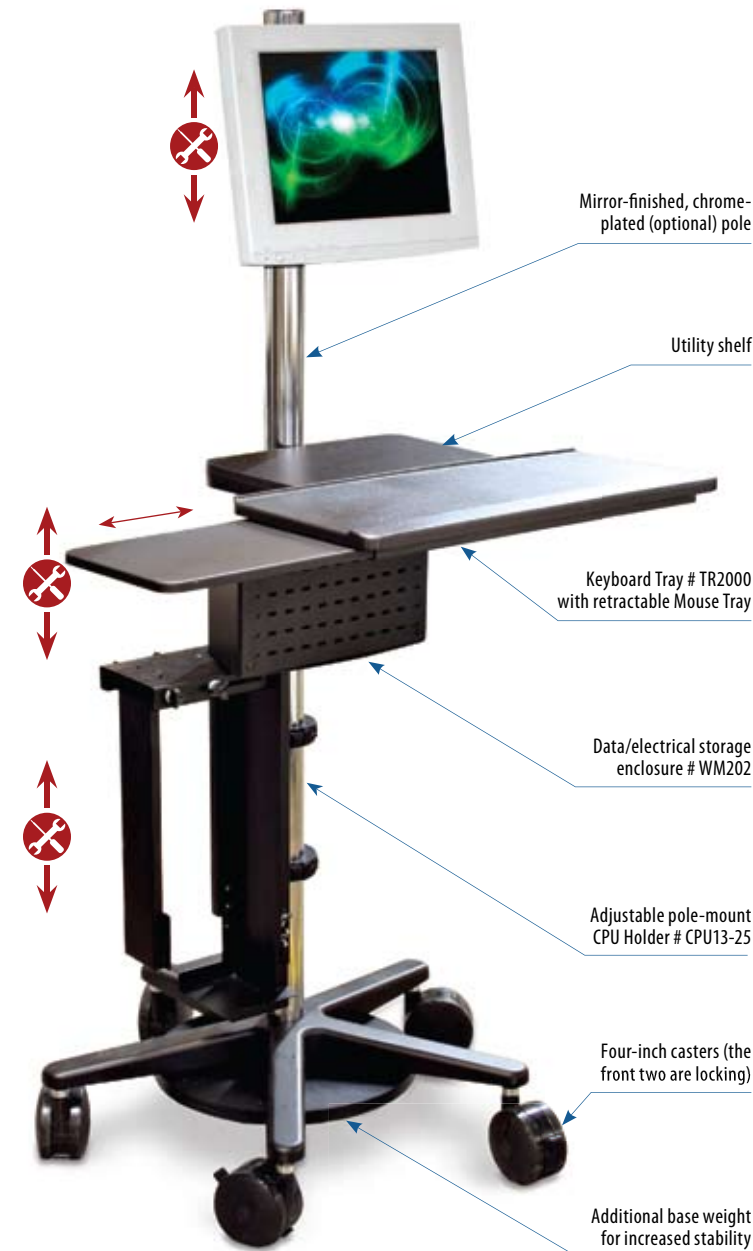
- Aluminum track: 56" long
- All components are individually adjustable
- Safety stopper at both ends
- Spring-loaded locking mechanism for simple and easy height adjustment
- VESA-compliant monitor holder that can be adjusted from portrait to landscape views and tilted horizontally or vertically for optimum view
- Foldable and retractable keyboard arm and mouse tray
- Adjustable CPU holder (3 ½"- 8 ½"W, 13"- 25"H)
- Color: Textured Gray
- Multiple colors available (see page 95)
- Four-inch casters (two of them locking)
- Glides and additional accessories available (see page 84)

Optional

- Double monitor holder on single track
- UPS holder
- Mouse holder



Foldable & retractable keyboard tray with slide-out mouse tray



Pole Cart™


THE COMPACT SIZE AND ADAPTABLE NATURE OF THE POLE CART™ make it highly useful in a variety of applications and perfect for tight, high-traffic areas. It easily moves a computer system from one location to another and supports up to two flat-panel monitors, a keyboard, and a CPU. The Pole Cart™ can be adjusted from a seated to a standing position.

Features and Benefits

- Steel pole with built-in wire management (View B)
- Available with square metal base or five-prong metal base
- All individual components are height-adjustable and can be rotated 360 degrees around the pole
- Pole finish:
 - Mirror-finished, chrome-plated or
 - Multiple colors available (for standard colors, see page 95)
- Four-inch casters (two of them locking)
- Additional accessories available (see page 84)

Specifications

- Pole: 2" outside diameter
- Footprint:
 - Square base — 21"W x 21"D
 - Five-prong base — 26" diameter
- Overall height from the floor: 60", 72"



Pole-mount Monitor Arm # AFC22 with tilt & pan movements

Steel pole with cutouts (two front and one rear) for wire management



Pole Cart™ is perfect for tight, high-traffic areas



A. Pole Cart™ MPC200

- Black epoxy-powder-coated finish pole with built-in cutout for wire management
- Pole-mount Monitor Arm # AFC22
- Utility shelf
- Keyboard Tray # TR2000 with retractable Mouse Tray
- Two pole-mount CPU Enclosures # CPU-09
- Additional base weight for increased stability
- 4" casters



CPU Enclosures have openings for ventilation

Every single item is height adjustable and can be rotated 360 degrees.



B. Pole Cart™ MPC200

- Black epoxy-powder-coated finish pole with built-in cutout for wire management
- Pole-mount Monitor Arm # AFC22
- Handle
- Keyboard Tray # TR2000 with retractable Mouse Tray
- Adjustable pole-mount CPU Holder # CPU13-25
- Additional base weight for increased stability
- 4" casters



D. Pole Cart™ MPC200 with square base

- Black epoxy-powder-coated finish pole
- Pole-mount Z-arm # AFCZ200-01
- Keyboard Tray # TR2000 with retractable Mouse Tray
- Adjustable pole-mount CPU Holder # CPU13-25
- Square base
- 4" casters



C. Pole Cart™ MPC200

- Mirror-finished, chrome-plated pole with built-in cutout for wire management
- Pole-mount Twin Monitor Arm # AFCPOLE2MH-1
- Utility shelf
- Keyboard Tray # TR2000 with retractable Mouse Tray
- Data/electrical storage enclosure # WM202
- Adjustable pole-mount CPU Holder # CPU13-25
- Additional base weight for increased stability
- 4" casters



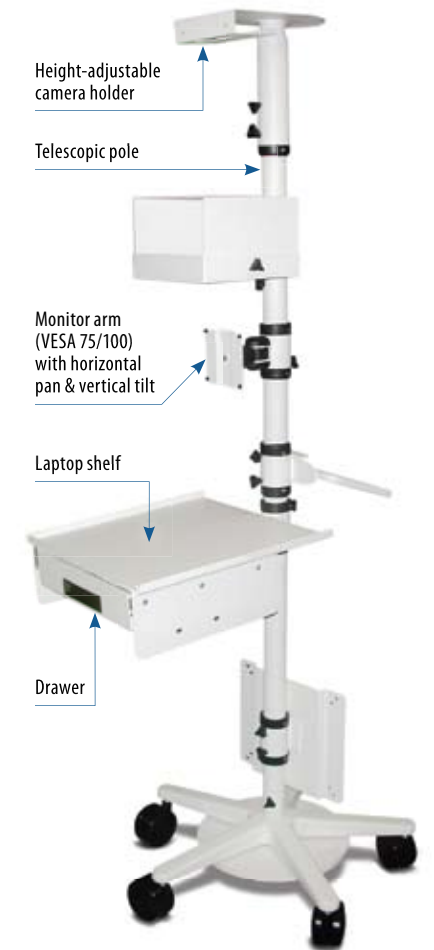
E. Pole Cart™ MPC200 with square base

- Black epoxy-powder-coated finish pole
- Pole-mount Z-arm # AFCZ200-02
- Keyboard Tray # TR2000 with retractable Mouse Tray
- Adjustable pole-mount CPU Holder # CPU13-25
- Square base
- 4" casters



F. Pole Cart™ MPC200 with square base

- Gray epoxy-powder-coated finish pole with built-in cutout for wire management
- Custom height-adjustable camera holder mounted on Z-arm
- Handle
- 16"Wx16"D laptop tray with lips on sides and 3"H cubby on the bottom for power strip & router (access from the back)
- Speaker holder
- 20"Wx20"D square base
- 4" casters



H. Pole Cart™ MPC600_CSX_07

- Gray epoxy-powder-coated finish telescopic pole
- Height-adjustable camera holder
- Transmitter holder
- Pole-mount Monitor Arm # AFC17H
- Handle
- Laptop shelf with drawer
- Mounting bracket for transformer
- Additional base weight for increased stability
- 4" casters



G. Pole Cart™ MPC200

- Mirror-finished, chrome-plated pole with built-in cutout for wire management
- Pole-mount camera shelf
- Pole-mount Monitor Arm # AFC22 with tilt & pan movements
- Pole-mount scanner Holder # S01
- Handle
- Pole-mount laptop platform
- Pole-mount CPU cradle
- Wire Manager
- Base-mount CPU cradle
- Additional base weight for increased stability
- 4" casters



Carts & Racking Systems enhance and organize your workspace

AFC understands the need to implement ergonomics in all work environments, which is why our carts and racking systems are designed and manufactured to fit the end users. On-staff engineers can customize carts and racking systems to meet your specific requirements. "Studies have shown that ergonomic improvements result in productivity increases, dramatic increases in worker satisfaction, and a significant decrease in workplace injuries." (www.HealthyComputing.com)

CARTS & RACKING SYSTEMS



SmartRack™ 54



IntelliCart™ 56



SmartCart™ 58

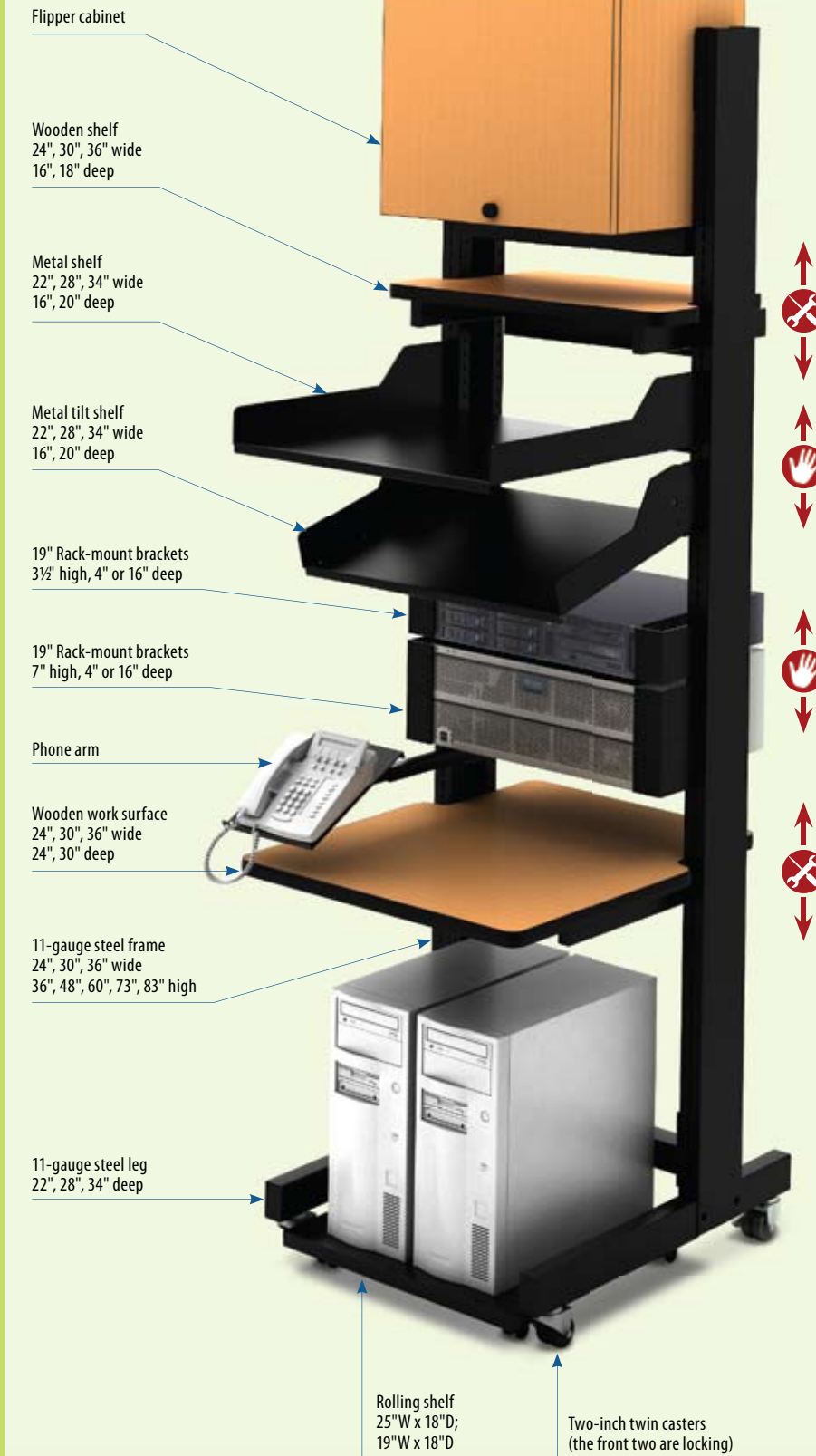


OmniBus™ 64



Corner SmartRack™ 160"W x 84"W x 86"H

SmartRack™ Basic Components



A. SmartRack™ 30"W x 30"D x 76"H:

- 30" wide frame
- Metal top shelf
- Rack-mount brackets 7"H x 4"D
- Adjustable Phone Arm # TA001
- Standard work surface shape
- Keyboard Arm # KA6000
- Keyboard Tray # TR2000 with retractable Mouse Tray
- Rolling shelf
- 2" twin casters



B. SmartRack™ 36"W x 30"D x 86"H:

- 36" wide frame
- Metal tilt shelf
- Two wooden shelves
- Keyboard Arm # KA6000
- Keyboard Tray # TR2000
- Standard work surface shape
- Swinglift Keyboard Arm # KA7001
- Keyboard Wrist Rest # WR006
- Wall Mount # WM-RK-1M
- Rolling shelf
- 2" twin casters

SmartRack™

THE SMARTRACK™ is a modular space-saving solution that accommodates a variety of technical equipment. Highly versatile, it comes in multiple configurations for mounting LCDs, CRTs, CPUs, and all standard 19-inch rack-mount equipment.

Features and Benefits

- Cold-rolled 11-gauge steel frame with epoxy-powder-coated finish
- Particle-board-core top with your choice of high-pressure laminate finish
- Customized Ergonomic and Standard work surfaces available edged with T-molding/bumper molding
- Work surface and shelves are height-adjustable in one-inch increments
- Customized metal or wood shelves, fully adjustable and tiltable
- Multiple colors available (for standard colors, see page 95)
- Built-in wire-management conduits
- Two-inch casters (the front are locking)
- Glides and additional accessories available (see page 84)

Specifications

- Width of frame: 24", 30", 36"
- Depth: 24", 30", 36"
- Height of frame: 36", 48", 60", 73", 83"





IntelliCart™ 36"W x 30"D x 39"H
(shown with optional swinglift keyboard arm)

Optional Swinglift Keyboard Arm



Swinglift keyboard arm in seated position with tilt



Swinglift keyboard arm in standing position



Swinglift keyboard arm in standing position with tilt

A. IntelliCart™
36"W x 30"D x 36"H:

- Top shelf
- Two clamp-mount Monitor Arms # AFC02
- Keyboard Arm # KA6000
- Keyboard Tray # TR2000 with retractable Mouse Tray
- Flushed bottom shelf
- 4" casters



B. IntelliCart™
48"W x 30"D x 36"H:

- Top shelf
- Two clamp-mount Monitor Arms # AFC02
- Keyboard Arm # KA6000
- Keyboard Tray # TR2000 with retractable Mouse Tray
- Flushed bottom shelf
- 2" twin casters



C. IntelliCart™
48"W x 30"D x 72"H:

- Flipper cabinet # FC
- Middle shelf
- Swinglift Keyboard Arm # KA7001
- Handle
- Flushed bottom shelf
- 2" twin casters



D. IntelliCart™
48"W x 30"D x 72"H:

- Flipper cabinet # FC
- Middle shelf
- Swinglift Keyboard Arm # KA7001
- CPU Holder # CPU-05
- Flushed bottom shelf
- 2" twin casters



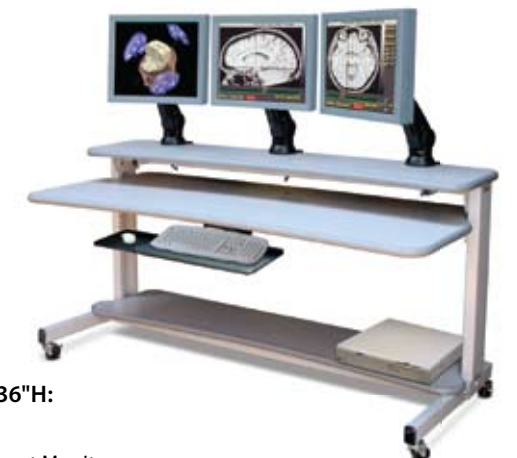
E. IntelliCart™
72"W x 36"D x 36"H:

- Top shelf
- Pencil Drawer # PD002
- Adjustable CPU holder
- Flushed bottom shelf
- 2" twin casters



F. IntelliCart™
72"W x 36"D x 36"H:

- Top shelf
- Three clamp-mount Monitor Arms # AFC02
- Keyboard Arm # KA6000
- Keyboard Tray # TR2000 with retractable Mouse Tray
- Flushed bottom shelf
- 2" twin casters



IntelliCart™

FEATURING CUTTING-EDGE DESIGN AND FLEXIBILITY, THE INTELLICART™ gives you the versatility and mobility you have been looking for. Its soothing, fluid lines bring a relaxing touch to busy work environments.

With an elegant yet simple design, it is a strong and comfortable workstation that will last a lifetime.

Work Surface Shape

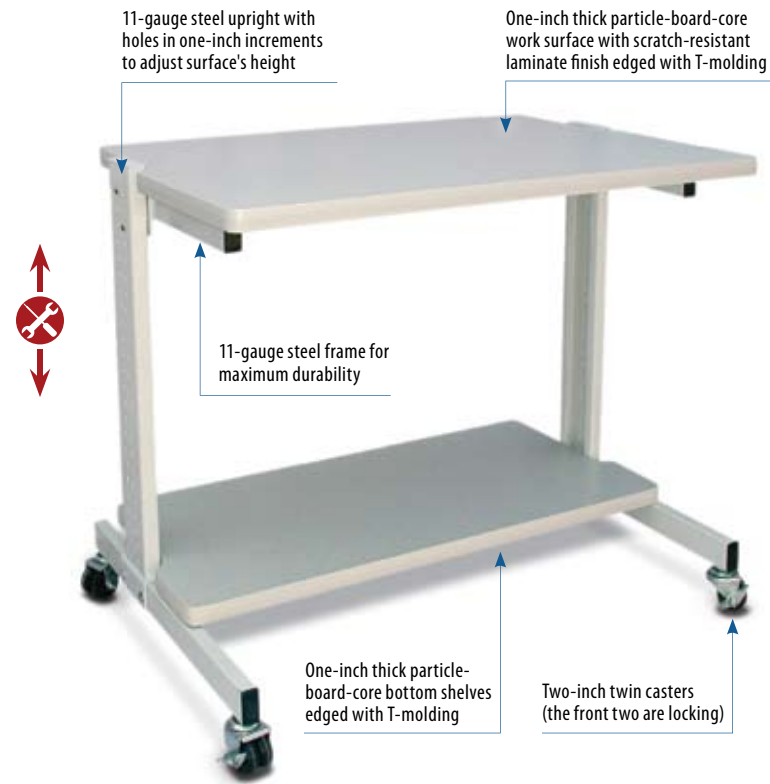


Features and Benefits

- Cold-rolled 11-gauge steel frame with epoxy-powder-coated finish
- Particle-board-core top with your choice of high-pressure laminate finish
- 12" deep top shelf and 16" deep bottom shelf
- Work surface and shelves edged with bumper molding
- Work surface is height-adjustable in one-inch increments
- Customized ergonomic work surfaces available
- Multiple colors available (for standard colors, see page 95)
- Two-inch or four-inch casters (two of them locking)
- Glides and additional accessories available (see page 84)

Specifications

- Width: 36", 48", 60", 72"
- Depth: 30", 36"
- Height from the floor:
Work surface: 30"
Top shelf: 36"



SmartCart™

THE VERSATILITY OFFERED BY AFC'S SMARTCART™

makes it a wonderful addition to any work environment. With virtually limitless configurations and customization, this cart fits your needs perfectly. All SmartCarts™ are exclusively built from reinforced steel with pressurized scratch-resistant laminate surfaces, making them extremely strong and durable.

Choose from any combination of features and let us create the SmartCart™ that is right for you. No matter what your workplace requirements, you will find that our ergonomically designed SmartCarts™ enhance productivity and give you a lifetime of dependable and enjoyable service.

Features and Benefits

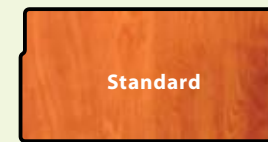
- Cold-rolled 11-gauge steel frame with epoxy-powder-coated finish
- Particle-board-core top with your choice of high-pressure laminate finish
- Customized ergonomic and standard work surfaces available edged with T-molding/bumper molding
- Work surface and shelves are height-adjustable in one-inch increments
- 16" deep split bottom shelf on either one or both sides provides leg space; full-length bottom shelf accommodates CPU or other computer-related equipment
- Multiple colors available (for standard colors, see page 95)
- Two-inch or four-inch casters (two of them locking)
- Glides and additional accessories available (see page 84)

Specifications

- Width: 18", 24", 30", 36", 48", 60", 72", 84", 96"
- Depth: 18", 24", 30", 36"
- Height of work surface from the floor:
 - seated position: 30"–36"
 - standing position: 42"



Work Surface Shapes



for all widths




for tables 48" wide and up



for all widths



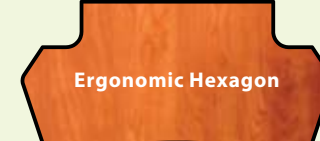
for tables 60" wide and up




for tables 48" wide and up



for tables 48" wide and up



for tables 60" wide and up



for tables 48" wide and up

A. SmartCart™ 18"W x 20"D x 42"H:

- Standard work surface shape
- Clamp-mount Monitor Arm # AFC02
- Keyboard Arm # KA6000
- Keyboard Tray # TR2000 with retractable Mouse Tray
- Storage cabinet
- 4" casters



B. SmartCart™ 24"W x 18"D x 44"H:

- Standard work surface shape
- Clamp-mount Monitor Arm # AFC02
- Keyboard Arm # KA6000
- Keyboard Tray # TR2000 with retractable Mouse Tray
- Middle shelf
- Metal Film Box # FB-200
- Flushed bottom shelf
- 2" twin casters



C. SmartCart™ 24"W x 24"D x 30"H:

- Standard work surface shape
- Retractable Keyboard Tray # KB01
- Side mount CPU Holder
- Glides



D. SmartCart™ 24"W x 24"D x 42"H:

- Standard work surface shape
- Clamp-mount Monitor Arm # AFC02
- Retractable Keyboard Tray # KB01
- Drawer
- Flushed bottom shelf
- 4" casters





Available in a variety of configurations, this cart can do any job. Its mobility enables it to go right to the action or, when necessary, stay out of the way.

E. SmartCart™ 30"W x 30"D x 54"H:

- Top shelf
- Standard work surface shape
- Clamp-mount Z-arm # AFCZ500-02
- 2" twin casters

1 shown with two-door cabinet



F. SmartCart™ 48"W x 30"D x 54"H:

- Top shelf
- Standard work surface shape
- Clamp-mount Z-arm # AFCZ500-02
- CPU Holder # CPU 13-25
- 2" twin casters

2 shown with one and two-door cabinets



G. SmartCart™ 60"W x 30"D x 54"H:

- Top shelf
- Standard work surface shape
- Clamp-mount Z-arm # AFCZ500-02
- Pedestal with 2 drawers # P2FF15MF
- CPU Enclosure
- 2" twin casters



The slatwall is a great way for a multitude of accessories that can easily be maneuvered to create an unlimited number of combinations.

H. SmartCart™

48"W x 36"D x 42"H:

- Standard work surface shape
- Z-arm # AFCZ500-02
- Two Phone Arms # TA002
- Pencil Drawer # PD002
- Two adjustable CPU Holders # CPU13-25
- Slatwall
- Glides



I. SmartCart™

84"W x 34"D x 30"H:

- Custom work surface shape
- Clamp-mount Z-arm # AFCZ500-02
- Keyboard Arm # KA6000 with wooden keyboard tray
- Two split bottom shelves
- Glides



J. SmartCart™

84"W x 36"D x 30"H:

- Ergonomic Hexagon with Cutout work surface shape
- Swinglift Keyboard Arm # KA7001
- Clamp-mount Z-arm # AFCZ500-02
- Bottom shelf
- Glides



K. SmartCart™

60"W x 24"D x 76"H:

- Flipper cabinet with two doors # FC
- Standard work surface shape
- Grommet-mount Monitor Arm # AFC01
- Task Light # TAL200A
- Phone Arm # TA002
- Keyboard Arm # KA6000
- Keyboard Tray # TR2000 with retractable Mouse Tray
- Film Box # FB-100-1 and storage cabinet on bottom shelf
- Mobile CPU Cradle # CPU-02
- 2" twin casters



L. SmartCart™ 36"W x 30"D x 30"H:

- Standard work surface shape
- Telescopic Monitor Arm
- Flushed bottom shelf
- 2" twin Casters

Back view

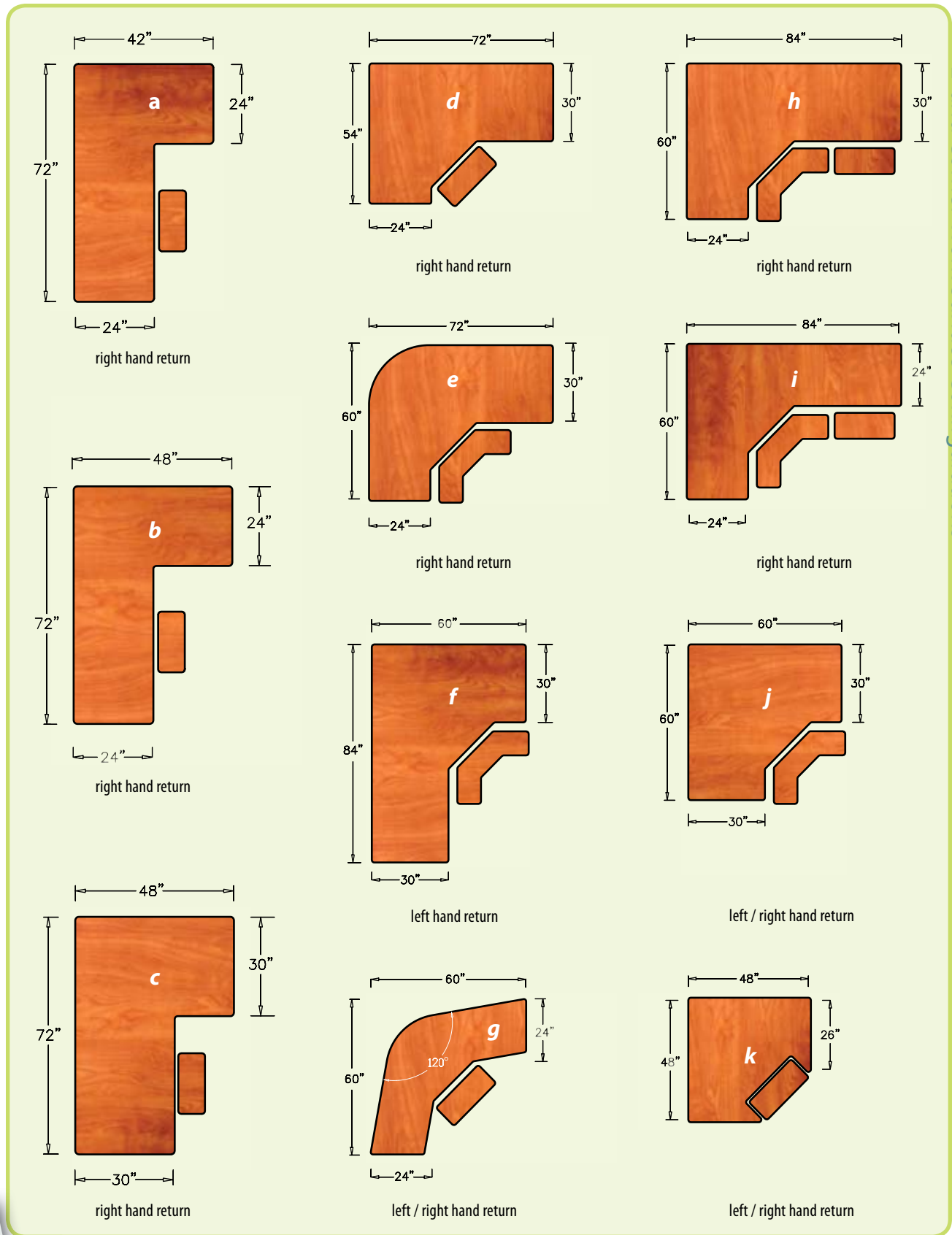


The Telescopic Arm allows the user:

- to stow the monitor below the work surface when not in use
- to rotate screen 180° for training purposes

A variety of "L" and corner configurations are available. Select the shape and size best suited to your application, or call us for a customized solution.

1" and Corner Work Surface Configurations



- M. SmartCart™**
32"W x 32"W x 38"H:
- Top shelf
 - Corner work surface shape
 - Keyboard Arm # KA6000
 - Keyboard Tray # TR2000 with retractable Mouse Tray
 - Flushed bottom shelf
 - 2" twin casters



- N. SmartCart™**
40"W x 40"W x 38"H:
- Top shelf
 - Corner work surface shape
 - 2" twin casters




- O. SmartCart™**
48"W x 48"W x 42"H:
- Custom work surface shape
 - Retractable Keyboard Tray # KB01
 - 2" twin casters



- P. SmartCart™**
60"W x 39"W x 30"H:
- Corner work surface shape
 - Keyboard Arm # KA6000
 - Keyboard Tray # TR2000 with retractable Mouse Tray
 - Split bottom shelf
 - 2" twin casters



- Q. SmartCart™**
96"W x 48"W x 76"H:
- Flipper cabinet # FC
 - Middle shelf
 - "L" shape work surface edged with bumper molding
 - Clamp-mount Z-arm # AFCZ500-02
 - Under-desk-mount pedestal with drawer and file
 - Flushed bottom shelf
 - 2" twin casters



- R. SmartCart™**
96"W x 72"W x 76"H:
- Flipper cabinet # FC
 - Middle shelf
 - Custom work surface shape edged with bumper molding
 - Back modesty panel
 - 2" twin casters



- A. OmniBus™**
36"W x 30"D x 42"H:
- Standard work surface shape
 - Clamp-mount Monitor Arm # AFC02
 - Keyboard Arm # KA6000 with custom Keyboard Tray
 - Middle shelf
 - Side shelf
 - Unflushed bottom shelf
 - Flushed bottom shelf
 - 4" Casters



- B. OmniBus™**
48"W x 36"D x 48"H:
- Top shelf
 - Standard work surface shape
 - Two clamp-mount Monitor Arms # AFC02
 - Keyboard Arm # KA6000
 - Keyboard Tray # TR2000 with retractable Mouse Tray
 - Side shelf
 - Unflushed bottom shelf
 - Flushed bottom shelf
 - 2" twin casters



- C. OmniBus™**
48"W x 36"D x 48"H:
- Top shelf
 - Standard work surface shape
 - Clamp-mount Z-arm # AFCZ500-02
 - Side Shelf
 - Common flushed bottom shelf
 - 4" casters



- D. OmniBus™**
48"W x 30"D x 54"H:
- Top shelf
 - Standard work surface shape
 - Side shelf
 - Unflushed bottom shelf
 - Flushed bottom shelf
 - 4" casters



E. Custom OmniBus™
48"W x 14"D x 48"H:

- Standard work surface shape
- Keyboard Arm # KA6000
- Keyboard Tray # TR2000 with retractable Mouse Tray
- Two side shelves
- Common flushed bottom shelf
- Glides

Keyboard arm # KA6000 allows the tray to tilt and pivot in any direction



- F. OmniBus™**
60"W x 30"D x 48"H:
- Top shelf
 - Standard work surface shape
 - Unflushed bottom shelf
 - Flushed bottom shelf
 - Side and back modesty panels
 - 2" twin casters

OmniBus™

THE VERSATILE OMNIBUS™ provides maximum equipment support with a flexible profile that allows you to combine carts of different widths and heights. Call us with your specific needs and we will customize an **OmniBus™** suited to your requirements.

Features and Benefits

- Cold rolled 11-gauge steel frame with epoxy-powder coated finish
- Particle-board-core top with your choice of high pressure laminate finish
- Customized ergonomic and standard work surfaces available edged with T-molding/bumper molding
- Work surface and shelves are height adjustable in one-inch increments
- Multiple colors available (for standard colors, see page 95)
- 2" or 4" casters (two of them locking)
- Glides and additional accessories available (see page 84)

Specifications

- Width: each side can be either 18", 24", 30", or 36" wide
- Any combination of these 4 widths is possible, so the total widths for the OmniBus™ are: 36", 42", 48", 54", 60", 72"
- Depth: 18", 24", 30", 36"
- Height: up to 72" from the floor



Mounting solutions make the most of limited-space and decentralize data access

High traffic areas. Tight places. Operating rooms and emergency rooms. Inside and outside patient rooms. These are just some of the areas that are perfectly suited for AFC's variety of mounting solutions. Height-adjustable versions for seated or standing positions. Adaptable to any user. Making empty wall space productive.

Available in reach wood laminates, creating a warm and welcoming environment, as well as technical models traditionally associated with healthcare institutions. Decentralizing the availability of data for a greater return on investment in plant and human capital.

MOUNTING SOLUTIONS



i-Center™..... 68



Wall Mounts..... 70



Video Wall 74



Floor Post 75



Lockable i-Center™ 40"W x 6"D x 25 1/2"H with space for CPU and power strip

i-Center™

THE INNOVATIVE, SPACE-SAVING i-CENTER™ is an attractive wall-mounted workstation that enables computer access wherever needed, without utilizing floor space. The i-Center™ includes a fold-down keyboard tray with a damper for smooth operation and a VESA-compliant monitor holder. It accommodates any standard computer and turns empty wall space into a handy work area.

The i-Center™ features a laminated front and side wall that can be specified to match room décor, and mounts easily with grommet holes to allow cabling. It has a removable front panel with security screws to prevent theft. The i-Center™ was designed to make the most of limited space in today's busy environments.

Features and Benefits

- Removable front panel with security screws and lock for keyboard shelf prevent theft
- Fold-down keyboard tray with damper for smooth operation
- VESA-compliant monitor holder
- Grommet holes for cabling
- Laminated front and side wall can coordinate with room décor
- Multiple colors available (for standard colors, see page 95)
- Optional accessories include: CPU, mouse holder, scanner holder, and cable management
- Custom sizes available

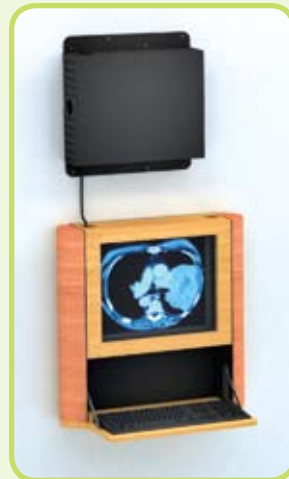
Specifications

- Width: 21 1/8" – 40"
- Height: 25 1/2" – 50"
- Depth: 6" – 9"
- Keyboard shelf depth: 8"

More Options for CPU



i-Center™ with CPU holder # CPU-903-18-5-18




i-Center™ with CPU holder # CPU-08




i-Center™ with matching CPU enclosure

- A.** i-Center™ 27"W x 6"D x 25 1/2"H with holder for thin client PC and retractable mouse tray



- B.** Lockable i-Center™ 27"W x 6"D x 35"H with wall-mount CPU enclosure for small-form-factor PC and scanner holder



- C.** i-Center™ 25 1/2"W x 6"D x 46 1/2"H with top flip-open-door CPU compartment and retractable mouse tray



- D.** i-Center™ 21 1/2"W x 6"D x 49"H with two-door CPU compartment, mouse holder, and retractable mouse tray



The Z-arm allows you to position your monitor at any viewing level, angle, and depth from the viewer.



- E.** i-Center™ 34"W x 9"D x 50"H with top flip-open-door CPU compartment and Z-arm Combo



Wall Mount # AFC7808_12 with CPU holder # CPU101

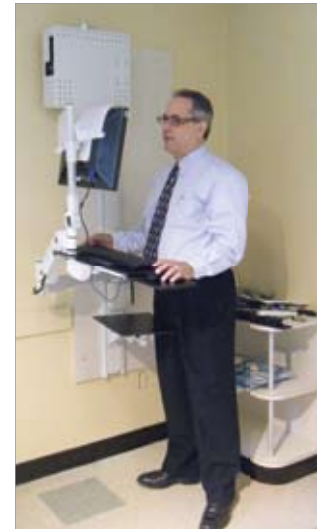
Wall Mounts

INTRODUCING WALL MOUNTS AFC7808_12 & AFC7810_20, a height-adjustable, low-profile, user-friendly solution for access to electronic records where space is at a premium. The wall mount accommodates most operators, in sit-to-stand positions. When not in use, it folds up neatly to the wall, tucked away and unobtrusive.


The flexible AFC7808_12 and AFC7810_20 are designed with the ergonomic intelligence, strength, durability, and thorough disinfection properties like other AFC products, while offering an easy-to-operate tool for boosting productivity any high-traffic areas. They are pneumatically height-adjustable within a 12" range, and can be locked in any position you chose. Full range of swivel motion at each joint comfortably accommodates different positions and applications, such as sharing information with patients and other professionals in proximity.

Features and Benefits

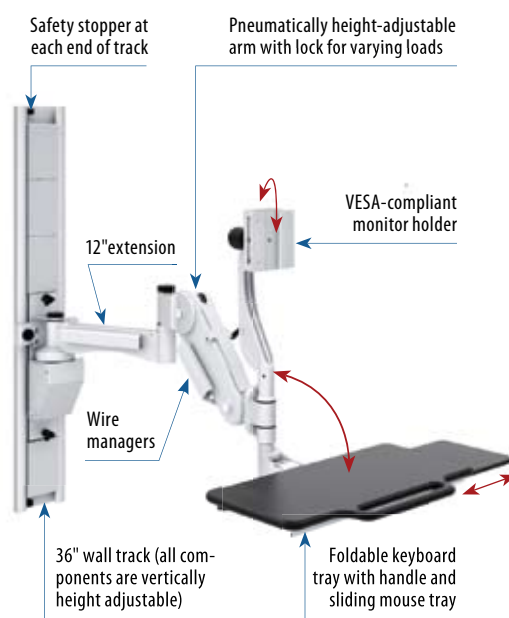
- Light-weight aluminum construction for easy operation
- Entire mount is powdered coated in anti-microbial paint for thorough disinfection for safe use throughout medical facilities
- 41" of horizontal extension from the wall with option of supplemental one foot extension arm
- 12" range of height adjustment for accommodation of most users while standing or seated
- Height locking mechanism at any position for safety, stability, and varying loads
- Full range of swivel motion at each joint
- Keyboard folds for low profile and has a safety lock
- Mouse tray can be attached to the left or right side of the keyboard
- Mouse holder is included
- VESA 75/100 compliant monitor bracket with horizontal and vertical tilt and 3" range of height adjustment
- Standard color: Textured Gray (call for custom colors)
- Integrated wire management
- Arm vertically adjusts on 36" wall track (wall track is optional)
- Can be mounted directly on a wall (# AFC7808_12_WMP-01, pg. 92) or desk (# AFC7808_12_DM-01, pg. 91)



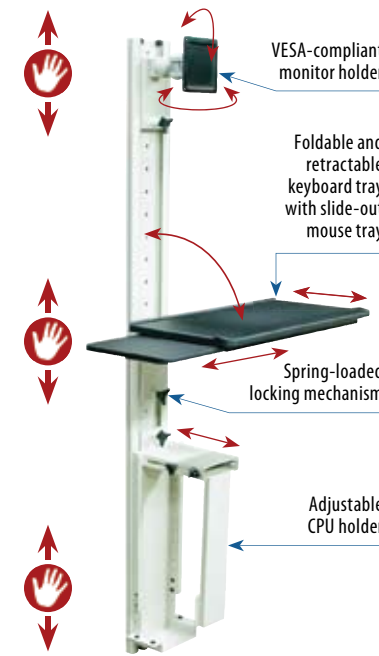
Wall Mount # AFC7810_20 with CPU holder # CPU-919 and shelf on articulating arm



When not in use, it folds up tight to the wall, tucked away and unobtrusive



Wall Mount # AFC7808_12



Wall Mount # WM-RKMC

Features and Benefits


- All components are individually adjustable in increments of 2"
- Safety stopper at both ends
- Spring-loaded locking mechanism for simple and easy height adjustment
- VESA-compliant monitor holder that can be adjusted from portrait to landscape view and tilted to avoid glare
- Foldable and retractable keyboard arm and mouse tray
- Adjustable CPU holder (3 1/2" - 8 1/2"W, 13" - 25"H)
- Multiple colors available (for standard colors, see page 95)
- Additional accessories available (see page 84)

Optional

- Horizontal or vertical positioning
- Double monitor holder on single track (see sidebar "Optional Monitor Arms for Wall Mount" on page 72)
- Horizontal track for multiple monitors (see sidebar "More Wall Mount Solutions..." on page 72)
- UPS Holder
- Mouse Holder

Electronic Adjustment:

UNIT HEIGHT

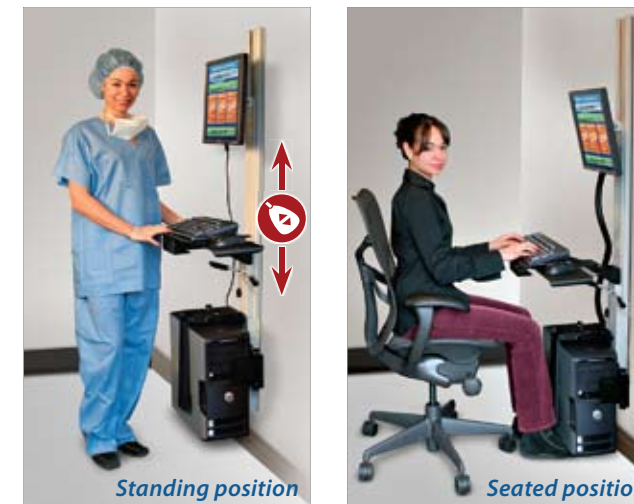


A. Wall Mount with electronic height adjustment # WM202-01

- 19" of electronic height adjustment
- Components are individually adjustable
- Monitor Arm # AFC22
- Foldable keyboard tray with retractable mouse tray
- Adjustable CPU holder # CPU101


Pneumatic Adjustment:

UNIT HEIGHT



B. Wall Mount with pneumatic height adjustment # WM-RKMC-P-04

Handles for height adjustment
Pneumatic lever



C. Wall Mount with monitor arm # AFC7808M, keyboard arm # AFC7808K, and CPU holder # CPU-101

D. Wall Mount # WM36-M1-FK-C1¹
1 OSHPD rated

More Wall Mount Solutions...

Wall Mount pole # WMPC_72_F_KB_2C_01

I. Wall Mount # WM-C-AFC78-01

CPU holder # CPU 13-25

Seated position

Standing position

L. Wall Mount # AFC7808_01_WMP-01

Pneumatically height-adjustable arm with lock for varying loads (12" stroke)

Foldable keyboard tray with sliding mouse tray and handle

Optional Monitor Arms for Wall Mounts

Twin monitor arm # 2MH

Z-series monitor arm for one monitor

Z-series monitor arm for two monitors

E. Wall Mount # WM-RKMC

Mouse holder

F. Wall Mount # WM-56-1F-1KBZ-1C-01

Wire management cover

Z-series keyboard arm

12"x12" printer shelf

CPU holder # CPU-101

Wall Mount for multiple monitors on horizontal track # WM110_3PLE18_3F

J. Wall Mount with CPU holder, scanner holder, and foldable shelf # WM56_Z200_CMB_1C_12SH_01

CPU holder # CPU-903-18-5-18

Scanner holder

Foldable shelf

CPU holder # CPU-101

M. Wall Mount # WM36-C101-AFC78-01

CPU holder # CPU-101

G. Wall Mount # WM-RK2ZMC-U

UPS platform

H. Custom Wall Mount with Z-series scanner tray, Z-series keyboard tray, and printer shelf

Laptop Wall Mount # AFCZ566-01-LWM-01

Safety stopper at each end of track

Laptop tray 16"Wx12"D with handle

2" Grommet hole

K. Custom Wall Mount with Z-series combo arm, CPU holder, and foldable shelf

CPU holder # CPU-903-18-5-18

N. Wall Mount # WM-C-AFC78-21-01 with CPU holder and wire basket

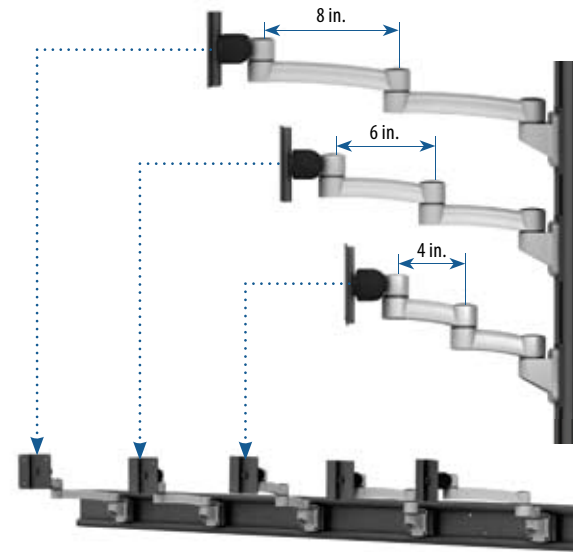
21" extension

Wire basket

Configure your own Wall Mount with our **INTERACTIVE BUILDER** at www.afcindustries.com/wallmount



Three-row Video Wall for 15 monitors



Video Wall


THE VIDEO WALL consists of one or more tracks for sliding the monitor arms from left to right, where every single arm allows tilting up-down and left-right, as well as micro-adjustment to eliminate gaps between monitors. Z-arms give each monitor an ample range of motion, allowing you to position them in several different viewing arrangements.

Features and Benefits

- Aluminum track with mounting holes and safety stopper at both ends allows monitor holders to slide
- Horizontal or vertical mounting of tracks
- Z-arm monitor holders with extension, tilt, and pan motion; arms have varying length to provide parabolic shape for optimum viewing
- VESA-compliant monitor holder that can be adjusted from portrait to landscape views and tilted to avoid glare
- Combination setup allows horizontal and vertical adjustment of the monitors
- Monitor travels from 4" to 20" from the wall
- Multiple colors available (for standard colors, see page 95)

Optional

- Monitor holders # AFC16, # AFC18, # AFC22 (tilt and pan only)
- Non VESA-compliant monitor holders available for larger flat screens



The outer monitor arms are longer than at the center, which lets you create a comfortable viewing arc. When laid out straight, the monitors can get as close as 4" to the wall.



The Video Wall's freedom of motion allows you to combine monitors of different shapes and sizes, in any arrangement, without gaps.



Floor Post
FM50_1F_1AFC7808K
1C_1WB_00-01



Floor Post # FP04



Floor Post # FP06



Based on your specifications, you can create unlimited configurations suitable for any task

Floor Post

AFC'S NEW FLOOR POST SERIES™ creates a more effective, comfortable, and productive work environment. Based on your specifications, you can have unlimited configurations for any task. Its space saving design also allows multi-side (front/back/side) user capability.

The **Floor Post Series™** can be mounted to various floor surfaces. Monitor, keyboard arms, CPU holders, shelves and other accessories can be made height adjustable on a secure track making the **Floor Post Series™** suitable for multi-users.

Features and Benefits

- All components are individually adjustable
- Spring-loaded locking mechanism for simple and easy height adjustment (depending on item)
- Built-in wire management
- Monitor holders of your choice: AFC10E/F/G, AFC16, AFC18, AFC22, AFCZ500, AFC7808M_01_WM-01 (see page 90)
- CPU holders of your choice: CPU-101, CPU13-25, CPU-08, or CPU-09 (see page 92)
- Multiple colors available (for standard colors, see page 95)
- Additional accessories available (see page 84)

Specifications

- Base footprint: 16"W x 16"D
- Overall height from the floor: 60"

Optional

- Double-monitor holder
- Foldable and retractable keyboard arm and mouse tray
- Additional shelves
- Camera holder



Floor Post
FM50_1F_WS3018
1KB_1C_1WB_00-01



Floor Post
FM50_1F_1AFC7808M
1C_1WB_00-01



Floor Post # FP07



Adjustable Detector/Cassette Stands for flexibility and accuracy with minimal effort

New at AFC are products designed for image stitching applications in the assessment of Scoliosis, Long Leg, and other disorders. Whether diagnosing in a computed radiography or digital radiography environment, our new flexible scoliosis products offer ergonomic and flexible solutions that adapt to your needs.

ADJUSTABLE DETECTOR/ CASSETE HOLDERS



Spine Smart™ Digital Radiography
Detector Holder78



MACH-ONE™ X-ray Cassette Holder....79



Spine Smart™ Digital Radiography Detector Holder FOR SCOLIOSIS AND IMAGE STITCHING APPLICATIONS

THE SPINE SMART™ height-adjustable mobile detector stand is used in applications with a digital radiography (DR) detector, and can be modified to specifications. It increases accuracy and decreases time per procedure, based on AFC engineering and design. Color-coded adjustable markers ensure optimal positioning of the detector. A clear acrylic panel and securing straps maximize patient positioning during the procedure.

Features and Benefits

- Constructed using high-grade steel and aluminum allowing the unit to be cleaned and disinfected using standard medical cleaning agents
- Electronic height adjustment accommodates patients of various sizes
- Independent detector and grid holders allows for insertion and removal of detector without removing the grid
- Detector and grid can be rotated 90° in either portrait or landscape
- Color-coded adjustable markers allow easy detector positioning for image stitching
- Straps and a clear acrylic panel improve the accuracy of patient positioning
- Small footprint with large 4" wheels provides for easy movement from room to room with detector and grid in place
- Two front locking casters secure placement of the stand

Specifications

- Footprint: 30"W x 22"D
- Detector and grid can move from 6" to 31" above the floor accommodating patients of various sizes

Optional

- Color-coded adjustable markers on either left or right side



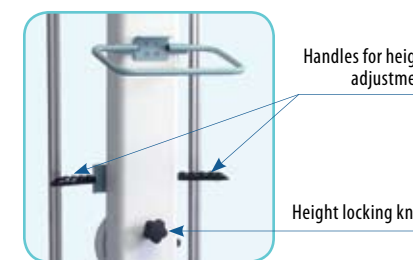
Front view



Adjustable cassette holder



Back scatter panel
Anti-scatter grid



Handles for height adjustment

Height locking knob

Back view

MACH-ONE™ X-ray Cassette Holder

FOR SCOLIOSIS AND IMAGE STITCHING APPLICATIONS

THE MACH-ONE™ is a height-adjustable mobile X-ray cassette stand used in computed radiography (CR) applications. It is available with either electronic or pneumatic height adjustment and accommodates cassettes of many different sizes and shapes. The **MACH-ONE™** is also available as a wall mount-mounted product.

Features and Benefits

- Constructed using high-grade steel and aluminum, for cleaning and disinfection with standard medical cleaning agents
- Pneumatic or electric height adjustment
- Adjustable cassette holder accommodates all standard cassette sizes such as 8"x10", 10"x12", 14"x17", 14"x34", 14"x50" and more
- Independent cassette and grid holders
- Cassette and grid can be rotated 90° in either portrait or landscape
- Small footprint with large 4" wheels provide for easy movement from room to room with cassettes and grid in place
- Two front locking casters secure placement of the stand

Specifications

- Cassette and grid can move from 6" to 31" above the floor, accommodating patients of various sizes

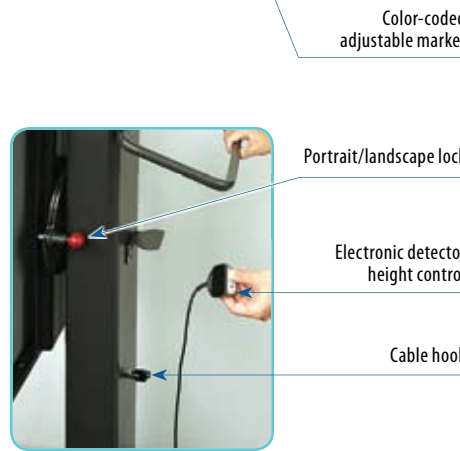


14" x 50" cassette



14" x 17" cassette

THE WALL MOUNTED MACH-ONE™ is a good example of AFC's flexibility to adapt its products to meet customer needs. It was designed on request of a facility with overriding space constraints. The wall-mounted **MACH-ONE™** provides additional benefits, such as protection against equipment theft and easy location of this valuable diagnostic tool on demand.



Color-coded adjustable marker

Portrait/landscape lock

Electronic detector height control

Cable hook

Position the detector in either portrait or landscape view





Secure your healthcare facility with AFC's flexible Control Consoles

We live in a world of rising security needs. Medical facilities are not immune. Whether protecting lives, sensitive patient information, or property, security has become an essential operational concern.

Our line of adjustable security consoles and video walls enable many areas of a facility to be simultaneously monitored by a single or multiple operators and can be easily relocated as needed. We produce a wide array of mounting solutions that meet the extensive needs for video and CCTV surveillance of outer and inner areas, whether on single or multiple monitors. AFC's modular racking systems facilitate efficient storage of valuable electronic and audio-visual equipment.

HEALTHCARE SECURITY



Control Pod Consoles 82



Open Control Consoles 83



Control Pod Consoles

LARGE MEDICAL CENTERS. HOSPITALS. IMAGING CENTERS... critical facilities to secure and so many areas to monitor — multiple entrances and exits; operating rooms and other restricted zones; patients, employees, and visitors; sensitive patient and institutional information, valuable equipment, and more.

OUR CONTROL POD CONSOLES are perfect for applications that require viewing multiple monitors simultaneously. Cover all critical areas of your facility at one integrated console or at several consoles, using monitors of different sizes and configurations, according to your needs.

Control Pod Consoles are offered with optional electronic height adjustment of the work surface for multiple users in a 24 x 7 environment, and for sit-to-stand working positions that help maintain alertness and concentration. Independent electronic monitor adjustment is also available for both monitor height and focal length to ease eye strain and optimize performance of security personnel. Horizontal adjustment of monitors along tracks and vertical micro-adjustment eliminates gaps between monitors. Extensions on the outer monitor arms allow for a more comfortable viewing arc.

We can customize **Control Pod Consoles** to perfectly fit your space, equipment, and other specifications.



AFC's Control Pod Console allows you to mount a large number of screens of different sizes without sacrificing ergonomics

Features and Benefits

- Monitor platform accommodates monitors of different shapes and sizes, in any arrangement, without gaps
- First and last columns of monitor arms have longer reach to provide optimal parabolic viewing shape
- Built-in extra-quiet fans for CPU ventilation
- Cold-rolled 11-gauge steel frame with epoxy-powder-coated finish
- Particle-board-core top with your choice of high-pressure laminate finish, edged with bumper molding or T-molding
- Multiple colors available (see page 95)
- Glides or 4" casters

Optional

- Electronic height adjustment of work surface and monitor platform
- Retractable work surface to adjust the distance from the monitors
- Lockable 3-drawer pedestals
- Mesh doors for front and rear CPU access
- Footrest



Electronic Adjustment:

- SURFACE HEIGHT
- MONITOR HEIGHT

Open Control Consoles

OPEN CONTROL CONSOLES come in two configurations: the monitor height can either be adjusted independently of the work surface (images **A** and **B**), or can move together with the surface (image **C**). The consoles come in multiple surface shapes and colors, and feature an optional retractable work surface for adjusting the distance to the monitors.



A. Open Control Console 84"W x 51"D:

- Custom work surface shape
- Monitor platform on telescopic drives for 12 LCD monitors
- 4" casters

B. Open Control Console 84"W x 36"D:

- Standard work surface shape
- Monitor platform on telescopic drives for 8 LCD monitors
- 4" casters

C. Open Control Console 60"W x 36"D:

- Bean-shape work surface
- Manually height-adjustable monitor rail system for different size monitors¹
- Bottom shelf
- 4" casters

¹ Monitor holder bracket might vary based on size/weight/model

NEW!



AFC's newest **Open Control Console** features a slatwall monitor mounting system, adjustable work surface with bumper molding, swinglift keyboard arm, and optional semi-round side extensions creating a larger work area. Front and back hinged doors allow front and back access to enclosed area.

The electronic height adjustment of work surface from 28" to 47" and the ability to slide monitor arms horizontally, make this console easily adaptable for multiple users.



Accessories help to optimize ergonomics in your workspace

AFC Industries has an entire division devoted exclusively to designing accessories for every conceivable requirement, from ergonomically correct and functionally optimal monitor mounts to keyboard trays with retractable features and attachments for holding a telephone and/or dictation equipment, and even a beverage cup; from ambient and task lighting solutions for different needs and applications to cable management and much more.

Visit www.afcindustries.com/accessories to learn about our wide array of accessories for a multitude of needs.

ACCESSORIES



Partitions 86



LCD Monitor Arms/holders 88



Laptop Arms.
Phone/Dictation Arms 92



CPU Holders. Keyboard,
Mouse & other Accessories 92



Lighting. Glides & Casters.
Cable Management &
Power Solutions 93



Storage Accessories 94



Partitions

COMPLETE YOUR WORK AREA USING AFC PARTITIONS. These partitions absorb sound and provide privacy. They also prevent interference from monitors or other light sources. They can be manufactured with a tinted or clear Plexiglas panel across the top so operators can see outside of their "cubicle."

AFC offers both free-standing partitions and partitions affixed to the floor or cart. Our partitions can be configured to suit your application.



E. Metal Partition affixed to the workstation



H. MobiCube™ 64"W x 48"D x 60"H

Features and Benefits

- One-inch sound-absorbing fiber with reflector on one side
- Cold-rolled 11-gauge steel frame with epoxy-powder-coated finish
- Prevents light interference
- Can be used as a tack board
- Multiple colors available (for frame colors, see page 95)
- ¼" thick free-standing base

Specifications

- Width: 36", 48", 60", 72"
- Height from the floor: 60", 72"

Optional

- ⅛" tinted or clear Plexiglas top
- Fiber top with removable lower metal panel and built-in continuous cable management
- Free-standing, mobile (2" twin casters), or affixed to the floor/cart

Fabric Standard Colors



A. Partition 60"W x 60"H



B. Partition 60"W x 72"H with tinted Plexiglas top



C. Partition 72"W x 72"H



D. Partition 72"W x 72"H with tinted Plexiglas top



F. Partitions affixed to the floor



G. Partitions affixed to the floor:

- Light and sound barrier fiber top
- Removable lower metal panel allows back CPU access
- Built-in continuous cable management



MobiCube™ Configurations

LCD Monitor Arms/holders

AFC Industries Inc. provides a variety of solutions for mounting LCD monitors. We offer five categories: **Desktop series, Z-series, Wall Mount series, EZ-series, and Ceiling Mount series.**

Our Desktop series includes three types of VESA-compliant LCD monitor arms: grommet-mounted, base-mounted and clamp-mounted.

Combining style with functionality, the Z-series with articulating monitor arms allows you to position your monitor at any viewing level, angle, and depth from the viewer, providing maximum flexibility. The Z-series comes with a clamp that can also be wall-mounted.



Base-mounted electronically height-adjustable LCD monitor & Keyboard Arm # ERGODT-01

*Want to go from sit to stand at the touch of a button?
Not a problem!*

Install our ERGODT-01 on your existing table/work surface and within minutes you have a complete electronically height-adjustable work space!

Features

- Electronic height adjustment of 19"
- Fully articulating and retractable keyboard arm provides maximum freedom of motion
- VESA 75/100 compliant monitor mount with up/down tilt, right/left swivel and also rotation from portrait to landscape
- Independent vertical adjustable mounts for both the monitor and keyboard to set the desired spacing between the keyboard and monitor at 2-inch increments
- Rear shelf provides space to place CPU if required or just storage space for any of your other equipment



Electronic Adjustment:

- MONITOR/KEYBOARD HEIGHT



Desktop Series

Base-mount AFC03	Base-mount AFC03A	Base-mount PEDPOLARM	Grommet-mount AFC01	Grommet-mount AFCRAIL01 (w/ AFC10F)	Grommet-mount AFCRAIL01 (w/ AFC22)
NEW! Grommet-mount AFC7808_12_DM-01	Grommet-mount AFC78-GR-01	Clamp-mount AFC02	Clamp-mount AFC11	Clamp-mount AFCFLEXOARM	
Clamp-mount AFCPOLE	Clamp-mount AFCPOLE2MV-1	Clamp-mount AFCPOLE2MH-1	Clamp-mount AFCRAIL03	Clamp-mount AFC-KM-COMBO	NEW! Clamp-mount AFCZ5FM-02BB

Z-Series

AFCZ500-01	NEW! AFCZ500-02V	AFCZ500-02	AFCZ500-03	AFCZ500-04
AFCRAILZ04-4CLAMP		AFCZ500-05	AFCZ500-06	

Wall Mount Series

AFC10AC	AFC10E	AFC10F	AFC10G	AFC16	AFC18	AFC22	AFC22G
AFC05	AFC11B	AFC12	AFC2530	AFC2346-01	AFC4271-01		
AFCZ500	AFCZ560	AFCZ568	AFCZ500-05-WMH		W2M-BAR		
W3M-BAR	W4M-BAR		AFC105				
NEW! 	NEW! 	NEW! 					
AFC7808M_01_WM-01	AFC7808_12_WMP-01	AFC7808_01_WM-01	AFC78-21-01				
	NEW! 		NEW! Monitor Arm for LCD monitors of sizes ranging from 32" to 50"				
AFC109-KM-01	WM110_4PLE18_4F		WM-AA-3250-UP-LB22				

Ceiling Mount Series

The **Ceiling Mount** is a simple but sturdy LCD monitor arm that allows users to adjust the monitor at their required height and viewing angle. It also allows rotation and tilt positioning of the monitor. Cables can be wired through the tubing for connection to the monitor.

Ceiling Mounts come with a standard VESA 75/100 plate. Non VESA-compliant monitor holders are also available for large-scale LCD monitors.

A. Ceiling Mount # CM-Z

B. LCD Ceiling Suspension # CM-LCD1

C. LCD Ceiling Suspension # CM-LCD4

D. LCD Ceiling Suspension # CM-LCD2

E. Ceiling Mount # AFC107

F. Custom Ceiling Mount for 2 large LCD monitors with CPU compartment

G. Ceiling Mount for large LCD monitors # CMZ-1FZ-V1X3

Labels in diagram: Ceiling mount on 48" pole, CPU holder with door on one side and mesh on the other, Wall mounting holes, Holders for large LCD monitors.

AFC ALSO OFFERS A VARIETY OF ELECTRONICALLY-ADJUSTABLE MONITOR PLATFORMS that allow you to change the height of the monitors and move them forward and backward at the touch of a button, for superior viewing results. These platforms accommodate up to six LCD monitors (depending on cart size and monitor weight) and can be mounted on all AFC workstations (see the sidebar on page 14 for details).

Laptop Arms

 NEW!
Wall-mount AFC7808LP_01_WM-02
 NEW!
Wall-mount AFCZ566-01-LWM-01
 NEW!
Desk-mount AFCZ566-01-LPM-01

CPU Holders

					
Desk-mount CPU-01	Desk-mount CPU-03	Desk-mount CPU-05	Desk, pole, or wall-mount CPU 13-25 CPU-04		Desk-mount CPU-17
					
Wall-mount CPU-06	Wall-mount CPU-08	Wall-mount CPU-903-18-5-18	Wall-mount CPU-16-AFC22	Wall-mount CPU-919	Wall-mount CPU-CS909
					
Wall-mount CPU-09	Wall-mount CPU-801-WD	Wall-mount CPU-101	Base-mount CPU Cradle CPU-07	Base-mount CPU-99	Mobile CPU Cradle CPU-02

Lighting

			
Task Light TAL100A	LED Task Light TAL400	Ambient Light AMBL002	AmbiTask Light Combo AMBL001
			
Task Light TAL200A	Under-Shelf Light TAL300F	LED Backlight	

Note: AFC offers LED task lighting as well as lighting solutions using halogen or neon fluorescent bulbs. The **AmbiTask Light Combo** can be controlled with independent dimmer switches for total operator regulation of workstation lighting.

Glides & Casters

	
Adjustable Glide GLID-ADJ	2" Twin Caster w/ brake CAS-2TB
	
4" Caster CAS-4	4" Caster w/ brake CAS-4B
	
4" Caster w/ brake CAS-GPB	4" Caster w/ brake CAS-PB

Phone Arms

























 NEW!
Phone Arm TA001

Phone Arm TA002

Phone Arm TA004B

Dictation Arm TA003B






Keyboard, Mouse, and other Accessories

 NEW!					
Keyboard Arm & Tray AFC7808K_01_WM-01	Keyboard Arm KA6000	Keyboard Arm KA3656	Keyboard Arm KA7001	Keyboard Arm & Tray WM-TR-M	Keyboard Arm & Tray WM-ZKB-1
					
Keyboard Tray TR1000	Keyboard Tray TR2000	Keyboard Tray TR3000	Slide-out Keyboard Tray SKB002	Keyboard Tray KB03	Keyboard Storage Drawer KSD01
					
Keyboard Storage Drawer KSD01	Pencil Drawer PD002	Wire Basket WB-100	Metal Film Box FB-100	Scanner Holder S01	Cup Holder MCH-100
					
Antiseptic Wipe Holder AWH100	Biohazard Waste Holder BWH100	Mouse Holder M001	Palm Rest PAL1000	Rotary Mouse Platform RMP-1	Keyboard Wrist Rest WR006

Cable Management and Power Solutions

			
Length: 12", 24", 36" Cable Manager WM201	A - 1 7/8" x 1"H B - 7/8" x 1/2"H Cable Manager WM100	Diameter: 1", 1/2" Corrugated Wire Hose WMF200A, B	Diameter: 1/2" Cable Wrap WM-400
			
Diameter: 0.5" - 0.75" Wire Clip WC100A	Diameter: 2", 2 3/4" Grommet Outlets GROM-2, GROM-3	In-Desk USB Hub USB-04	Length: 30", 60" Wire Managers WMF100 and WMF200
			
Portable AC Power System PS-TL-1	Surge-Suppressor Power Strip SS9000	Retractable Power Cord RPC-101	Wire Managers WMF100 and WMF200
			
Data & Power Ports DPA-01	Power Strips SS9003 (8 Plugs) and SS9004 (24 Plugs)	Cable Ties 10 CM03	

and more...

	
Back Support BS001	Ergonomic Foot Rest FR002
	
Side Extension EX	Air Fan FanR1-100
	
Printer Shelf/Rolling Shelf RS102-1818-01	

Storage Accessories

 30", 36", 48", 60", 72" or 84" wide	 30", 36", 48", 60", 72" or 84" wide	
Flipper Cabinet FC	Sliding Door Cabinet SDC	Wood Clipboard Holder
		
One Door Cabinet with two adjustable shelves D0123	Two Door Cabinet with two adjustable shelves D0124	Rotating Resource RR
		
Wood Film Box FB-100-1	Mobile Film Box FB-100	Metal Pedestal with 2 drawers P2BBF19MF
		
Metal Pedestal with 3 drawers P3BBF19MF	Wood Pedestal with 3 drawers P3BBB15MF	Pedestal with 3 drawers & lock P3BBF19MF
		
Mobile Storage with one drawer & two adjustable shelves D0103-2	Mobile Storage with three drawers & two adjustable shelves Dentalcart003	Mobile Storage with sliding counter top & three drawers D0102-1
		
Mobile Storage with six drawers D0118	Mobile Storage with one adjustable shelf	Printer Cabinet & Pullout Shelf Unit

Room Layout

Total Space Solution!

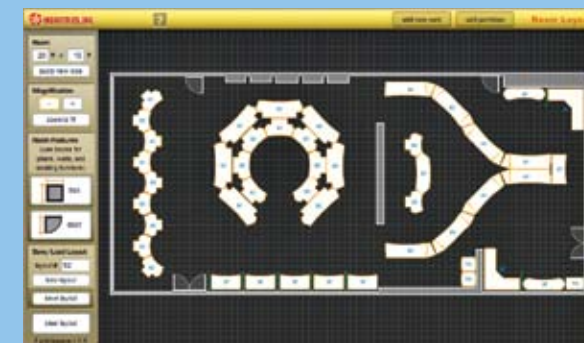


Need help designing your workspace?

- AFC engineers are available to help you design your work area.
- We are available for on-site evaluation of your facility and space design.
- We can provide you with three-dimensional drawings for evaluation of designs before you place your order.

AFC can easily customize all products to adapt to your professional and individual requirements. Whether you need help choosing the right components to configure a product or are considering a complete room redesign, our staff is committed to offering you assistance every step of the way.

We will provide you with complimentary 3-D room drawings, as well as product drawings.




Use our *Room Layout Designer* to see how you can create an ergonomic environment with AFC's products

Standard Colors


Laminate




Black



Speckled Gray



Gray



Mahogany



Wild Cherry




Natural Pear



Putty

For any other color
call us at
1.800.663.3412

Phenolic plastic




Black


Molding



Black



Gray




Putty


Frame



Black



Gray



Putty



13-16 133rd Place • College Point • NY 11356

PRST STD
U.S. Postage
PAID
HMS Printing
Partnership

Thanks

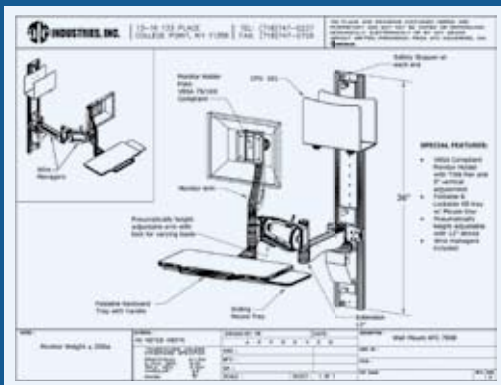
Complimentary Services

AFC Industries, Inc. is here to help you create the most comfortable and productive work environment possible. Our high-quality customer care includes complimentary 3-D product blueprints for all customized designs and detailed floor plans of your facility.

We welcome the opportunity to discuss your needs and find the best furniture solution for your business.

Custom Designs

Rigorous Quality Control



Delivery

We deliver our products fully assembled to ensure maximum quality and convenience for our customers.

Customer Support

1.800.663.3412

Contact Us

Tel: 1.718.747.0237
Fax: 1.718.747.0726

Visit Us

www.afcindustries.com